

**NOTE:** This report contains the number of consumers that are MA eligible and managed care eligible any time during the month. The data is based on capitation payments and therefore each consumer we paid for in the month is counted.



**BMCO**

# Monthly Physical Health Managed Care Program Enrollment Report

**Released: March 18, 2024**



# ***Table of Contents***

## **HEALTHCHOICES**

|  |       |
|--|-------|
| Map  | 4     |
| Enrollment by Plan and by County               | 5-7   |
| Market Share by Plan – Statewide               | 8     |
| Market Share by Zone and by Plan               | 9     |
| Enrollment by Plan, by Race and by County      | 10-19 |
| Enrollment by Ethnicity, by Plan and by County | 20-29 |
| Plan Make Up by Age Group and Gender           | 30-32 |
| Plan Make Up by Age Group                      | 33-34 |
| Aid Category Distribution                      | 35    |
| PCP Selection During Enrollment                | 36    |

## **LINK TO MCO DIRECTORY**

37



# *HealthChoices*



| SOUTHEAST         |                |                    |                |                     |                 |                |
|-------------------|----------------|--------------------|----------------|---------------------|-----------------|----------------|
| County            | 42 United      | 45 Health Partners | 47 Keystone    | 3D Geisinger*       | 3E UPMC*        | TOTAL          |
| 09 Bucks          | 8,146          | 16,650             | 49,588         | 2,091               | 1,938           | 78,413         |
| 15 Chester        | 15,036         | 5,430              | 29,253         | 1,404               | 2,151           | 53,274         |
| 23 Delaware       | 11,447         | 13,792             | 84,367         | 1,760               | 2,650           | 114,016        |
| 46 Montgomery     | 11,896         | 16,605             | 71,098         | 2,016               | 3,031           | 104,646        |
| 51 Philadelphia   | 60,356         | 219,971            | 276,500        | 8,229               | 12,187          | 577,243        |
| <b>TOTAL</b>      | <b>106,881</b> | <b>272,448</b>     | <b>510,806</b> | <b>15,500</b>       | <b>21,957</b>   | <b>927,592</b> |
| <b>PERCENTAGE</b> | <b>12%</b>     | <b>29%</b>         | <b>55%</b>     | <b>2%</b>           | <b>2%</b>       |                |
| SOUTHWEST         |                |                    |                |                     |                 |                |
| County            | 31 Highmark    | 34 UPMC            | 3A Geisinger*  | 3B Health Partners* | 3C AmeriHealth* | TOTAL          |
| 02 Allegheny      | 66,153         | 127,453            | 5,160          | 6,274               | 6,280           | 211,320        |
| 03 Armstrong      | 1,366          | 10,282             | 116            | 185                 | 248             | 12,197         |
| 04 Beaver         | 10,992         | 16,764             | 654            | 870                 | 853             | 30,133         |
| 05 Bedford        | 1,197          | 7,236              | 246            | 293                 | 287             | 9,259          |
| 07 Blair          | 6,072          | 19,204             | 1,079          | 832                 | 802             | 27,989         |
| 10 Butler         | 4,927          | 16,049             | 469            | 435                 | 743             | 22,623         |
| 11 Cambria        | 4,827          | 21,007             | 845            | 1,272               | 1,008           | 28,959         |
| 26 Fayette        | 5,448          | 25,352             | 821            | 718                 | 1,179           | 33,518         |
| 30 Greene         | 1,563          | 5,479              | 207            | 225                 | 560             | 8,034          |
| 32 Indiana        | 2,644          | 11,814             | 264            | 257                 | 570             | 15,549         |
| 37 Lawrence       | 6,072          | 11,106             | 426            | 424                 | 727             | 18,755         |
| 56 Somerset       | 2,166          | 9,117              | 351            | 373                 | 456             | 12,463         |
| 63 Washington     | 7,653          | 26,151             | 957            | 919                 | 1,976           | 37,656         |
| 65 Westmoreland   | 12,614         | 39,375             | 1,165          | 1,217               | 1,832           | 56,203         |
| <b>TOTAL</b>      | <b>133,694</b> | <b>346,389</b>     | <b>12,760</b>  | <b>14,294</b>       | <b>17,521</b>   | <b>524,658</b> |
| <b>PERCENTAGE</b> | <b>25%</b>     | <b>66%</b>         | <b>2%</b>      | <b>3%</b>           | <b>3%</b>       |                |

\* New MCO in Zone

cont.

| LEHIGH/CAPITAL    |                |                |                |                     |                     |                |
|-------------------|----------------|----------------|----------------|---------------------|---------------------|----------------|
| County            | 51 Highmark    | 54 UPMC        | 57 AmeriHealth | 3K Geisinger*       | 3L Health Partners* | TOTAL          |
| 01 Adams          | 6,426          | 4,141          | 2,134          | 926                 | 814                 | 14,441         |
| 06 Berks          | 19,540         | 14,409         | 46,553         | 3,620               | 5,342               | 89,464         |
| 21 Cumberland     | 14,801         | 10,568         | 8,823          | 2,061               | 1,727               | 37,980         |
| 22 Dauphin        | 29,162         | 18,635         | 13,552         | 3,857               | 3,300               | 68,506         |
| 28 Franklin       | 4,584          | 3,981          | 15,076         | 1,498               | 1,784               | 26,923         |
| 29 Fulton         | 612            | 993            | 938            | 127                 | 109                 | 2,779          |
| 31 Huntingdon     | 704            | 4,057          | 1,928          | 608                 | 219                 | 7,516          |
| 36 Lancaster      | 27,296         | 19,622         | 35,955         | 3,019               | 3,062               | 88,954         |
| 38 Lebanon        | 14,342         | 4,566          | 5,285          | 976                 | 896                 | 26,065         |
| 39 Lehigh         | 22,669         | 8,952          | 47,394         | 2,241               | 3,081               | 84,337         |
| 48 Northampton    | 12,271         | 4,383          | 26,897         | 1,417               | 1,607               | 46,575         |
| 50 Perry          | 3,516          | 1,440          | 1,408          | 306                 | 241                 | 6,911          |
| 67 York           | 30,120         | 21,065         | 24,723         | 4,805               | 4,719               | 85,432         |
| <b>TOTAL</b>      | <b>186,043</b> | <b>116,812</b> | <b>230,666</b> | <b>25,461</b>       | <b>26,901</b>       | <b>585,883</b> |
| <b>PERCENTAGE</b> | <b>32%</b>     | <b>20%</b>     | <b>39%</b>     | <b>4%</b>           | <b>5%</b>           |                |
| NORTHWEST         |                |                |                |                     |                     |                |
| County            | 35 UPMC        | 37 AmeriHealth | 3H Geisinger*  | 3J Health Partners* | TOTAL               |                |
| 12 Cameron        | 829            | 124            | 28             | 65                  | 1,046               |                |
| 16 Clarion        | 5,143          | 854            | 166            | 242                 | 6,405               |                |
| 17 Clearfield     | 11,586         | 2,715          | 1,111          | 518                 | 15,930              |                |
| 20 Crawford       | 13,339         | 1,711          | 396            | 509                 | 15,955              |                |
| 24 Elk            | 4,163          | 537            | 190            | 214                 | 5,104               |                |
| 25 Erie           | 44,575         | 12,295         | 3,644          | 4,406               | 64,920              |                |
| 27 Forest         | 568            | 100            | 13             | 33                  | 714                 |                |
| 33 Jefferson      | 7,314          | 633            | 228            | 160                 | 8,335               |                |
| 42 McKean         | 6,362          | 1,275          | 169            | 237                 | 8,043               |                |
| 43 Mercer         | 17,499         | 3,384          | 947            | 1,043               | 22,873              |                |
| 53 Potter         | 1,816          | 1,100          | 79             | 63                  | 3,058               |                |
| 61 Venango        | 8,466          | 1,442          | 337            | 427                 | 10,672              |                |
| 62 Warren         | 5,159          | 1,101          | 189            | 300                 | 6,749               |                |
| <b>TOTAL</b>      | <b>126,819</b> | <b>27,271</b>  | <b>7,497</b>   | <b>8,217</b>        | <b>169,804</b>      |                |
| <b>PERCENTAGE</b> | <b>75%</b>     | <b>16%</b>     | <b>4%</b>      | <b>5%</b>           |                     |                |

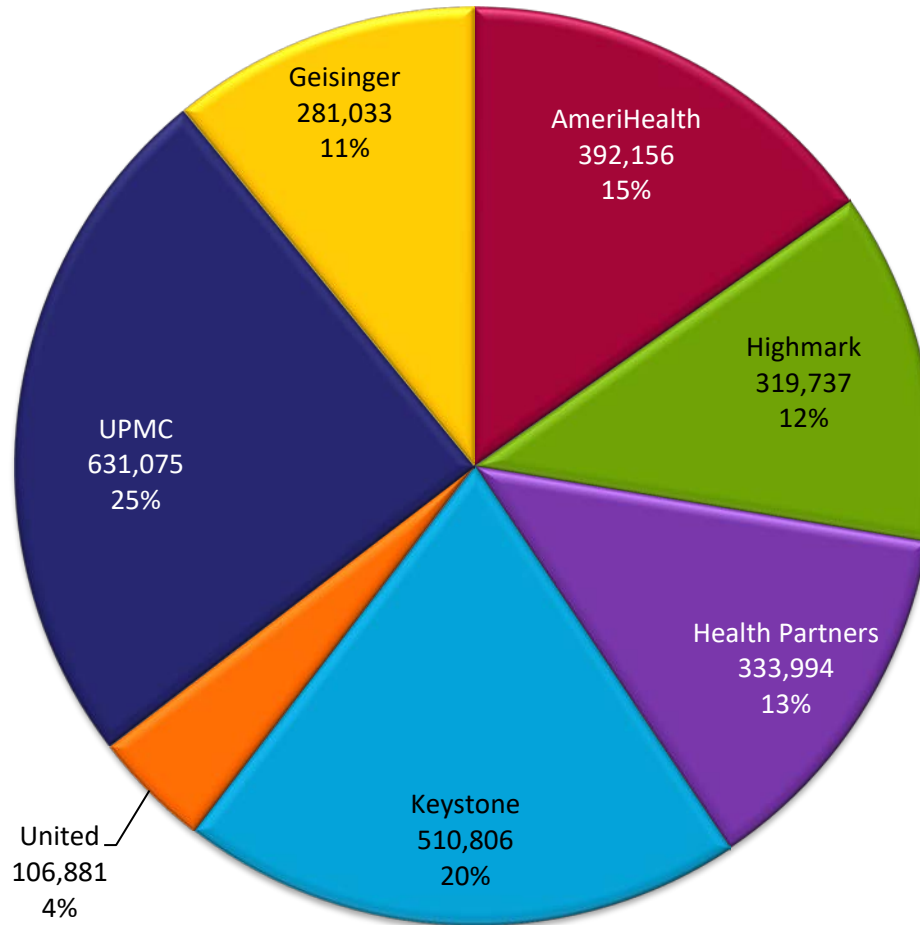
\* New MCO in Zone

cont.

| NORTHEAST         |                |                |                     |               |                |  |
|-------------------|----------------|----------------|---------------------|---------------|----------------|--|
| County            | 41 AmeriHealth | 44 Geisinger   | 3F Health Partners* | 3G UPMC*      | TOTAL          |  |
| 08 Bradford       | 4,876          | 5,897          | 649                 | 519           | 11,941         |  |
| 13 Carbon         | 8,981          | 3,038          | 440                 | 500           | 12,959         |  |
| 14 Centre         | 3,290          | 7,549          | 420                 | 1,387         | 12,646         |  |
| 18 Clinton        | 1,344          | 5,389          | 179                 | 578           | 7,490          |  |
| 19 Columbia       | 2,089          | 7,978          | 325                 | 393           | 10,785         |  |
| 34 Juniata        | 1,009          | 2,044          | 122                 | 310           | 3,485          |  |
| 35 Lackawanna     | 10,631         | 35,610         | 1,693               | 2,410         | 50,344         |  |
| 40 Luzerne        | 25,215         | 57,076         | 2,552               | 3,529         | 88,372         |  |
| 41 Lycoming       | 5,109          | 15,353         | 636                 | 1,734         | 22,832         |  |
| 44 Mifflin        | 2,443          | 5,275          | 297                 | 629           | 8,644          |  |
| 45 Monroe         | 17,370         | 13,639         | 1,610               | 1,917         | 34,536         |  |
| 47 Montour        | 479            | 1,658          | 71                  | 110           | 2,318          |  |
| 49 Northumberland | 5,099          | 13,823         | 710                 | 1,116         | 20,748         |  |
| 52 Pike           | 3,291          | 6,011          | 350                 | 394           | 10,046         |  |
| 54 Schuylkill     | 12,194         | 15,187         | 1,102               | 1,507         | 29,990         |  |
| 55 Snyder         | 1,284          | 3,576          | 122                 | 252           | 5,234          |  |
| 57 Sullivan       | 193            | 583            | 26                  | 79            | 881            |  |
| 58 Susquehanna    | 1,686          | 5,376          | 208                 | 371           | 7,641          |  |
| 59 Tioga          | 6,103          | 1,456          | 190                 | 583           | 8,332          |  |
| 60 Union          | 1,002          | 3,368          | 84                  | 237           | 4,691          |  |
| 64 Wayne          | 2,101          | 6,072          | 219                 | 368           | 8,760          |  |
| 66 Wyoming        | 909            | 3,857          | 129                 | 175           | 5,070          |  |
| <b>TOTAL</b>      | <b>116,698</b> | <b>219,815</b> | <b>12,134</b>       | <b>19,098</b> | <b>367,745</b> |  |
| <b>PERCENTAGE</b> | <b>32%</b>     | <b>60%</b>     | <b>3%</b>           | <b>5%</b>     |                |  |

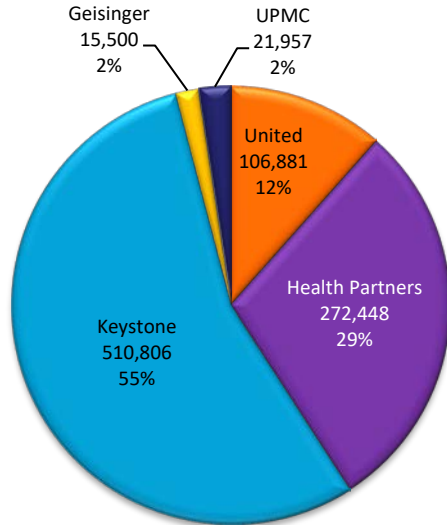
\*\* New MCO in Zone

*Total Enrollment = 2,575,682*

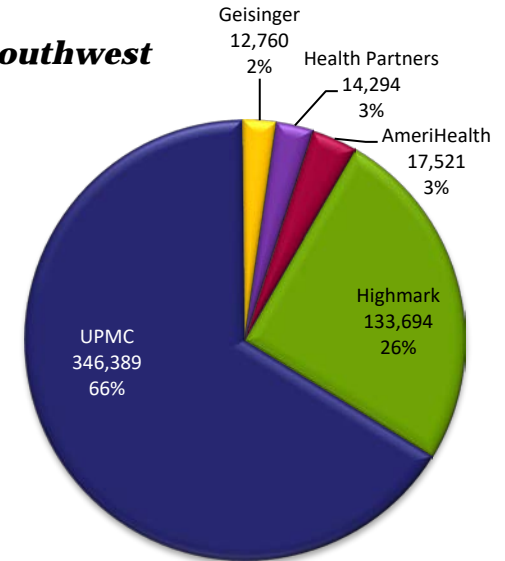




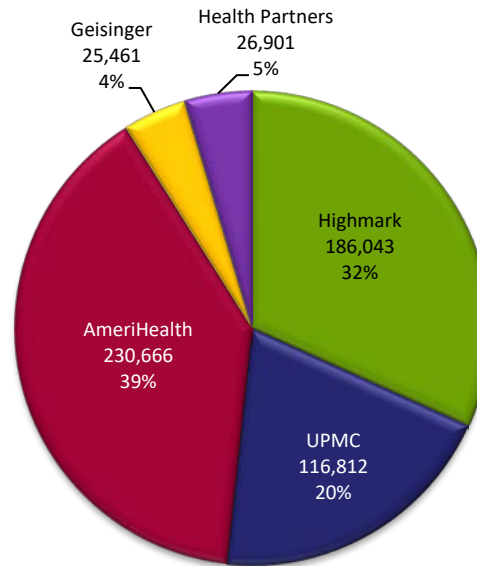
**Southeast**



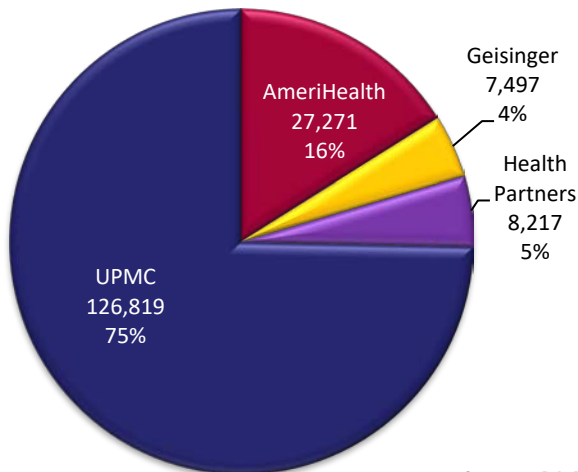
**Southwest**



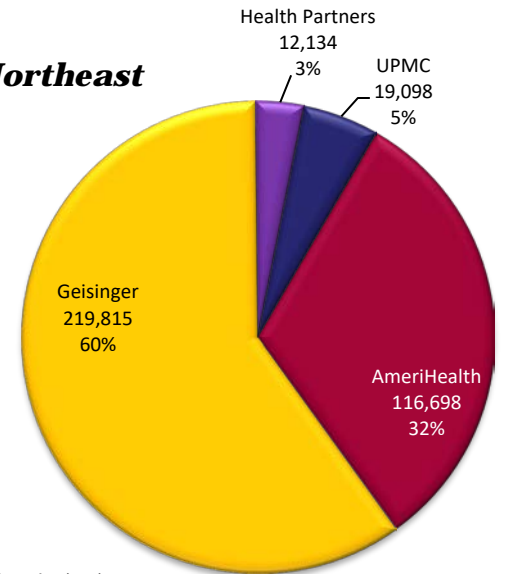
**Lehigh/Capital**



**Northwest**



**Northeast**



**Southeast**

|   |                       | 09 Bucks      | 15 Chester     | 23 Delaware    | 46 Montgomery  | 51 Philadelphia | Southeast      |
|---|-----------------------|---------------|----------------|----------------|----------------|-----------------|----------------|
| Black or African American                 | 42 United             | 1,092         | 2,761          | 5,741          | 2,870          | 35,557          | 48,021         |
|   | 45 Health Partners    | 1,870         | 849            | 7,193          | 4,652          | 101,854         | 116,418        |
|   | 47 Keystone           | 5,237         | 4,826          | 39,969         | 17,190         | 160,148         | 227,370        |
|   | 3D Geisinger**        | 246           | 187            | 792            | 449            | 4,283           | 5,957          |
|   | 3E UPMC**             | 234           | 335            | 1,154          | 586            | 6,451           | 8,760          |
|   | <b>Southeast MCOs</b> | <b>8,679</b>  | <b>8,958</b>   | <b>54,849</b>  | <b>25,747</b>  | <b>308,293</b>  | <b>406,526</b> |
| American Indian or Alaskan Native         | 42 United             | 29            | 83             | 35             | 72             | 211             | 430            |
|   | 45 Health Partners    | 56            | 33             | 41             | 82             | 572             | 784            |
|   | 47 Keystone           | 160           | 164            | 244            | 325            | 871             | 1,764          |
|   | 3D Geisinger**        | 20            | 11             | 12             | 11             | 47              | 101            |
|   | 3E UPMC**             | 17            | 12             | 6              | 20             | 49              | 104            |
|   | <b>Southeast MCOs</b> | <b>282</b>    | <b>303</b>     | <b>338</b>     | <b>510</b>     | <b>1,750</b>    | <b>3,183</b>   |
| Asian                                     | 42 United             | 419           | 464            | 581            | 737            | 3,526           | 5,727          |
|   | 45 Health Partners    | 1,273         | 191            | 646            | 1,253          | 9,524           | 12,887         |
|   | 47 Keystone           | 2,224         | 1,158          | 6,059          | 5,348          | 22,608          | 37,397         |
|   | 3D Geisinger**        | 80            | 53             | 98             | 97             | 432             | 760            |
|   | 3E UPMC**             | 124           | 92             | 129            | 196            | 655             | 1,196          |
|   | <b>Southeast MCOs</b> | <b>4,120</b>  | <b>1,958</b>   | <b>7,513</b>   | <b>7,631</b>   | <b>36,745</b>   | <b>57,967</b>  |
| White                                     | 42 United             | 5,004         | 8,067          | 3,455          | 5,640          | 9,104           | 31,270         |
|   | 45 Health Partners    | 9,971         | 3,098          | 3,673          | 7,288          | 35,873          | 59,903         |
|   | 47 Keystone           | 33,398        | 16,822         | 27,618         | 33,754         | 44,031          | 155,623        |
|   | 3D Geisinger**        | 1,340         | 785            | 591            | 1,024          | 1,577           | 5,317          |
|   | 3E UPMC**             | 1,140         | 1,219          | 936            | 1,528          | 2,179           | 7,002          |
|   | <b>Southeast MCOs</b> | <b>50,853</b> | <b>29,991</b>  | <b>36,273</b>  | <b>49,234</b>  | <b>92,764</b>   | <b>259,115</b> |
| Other or system default                   | 42 United             | 1,043         | 2,335          | 973            | 1,733          | 8,692           | 14,776         |
|   | 45 Health Partners    | 2,494         | 749            | 1,487          | 2,278          | 62,630          | 69,638         |
|   | 47 Keystone           | 6,070         | 3,997          | 6,559          | 10,197         | 37,142          | 63,965         |
|   | 3D Geisinger**        | 265           | 208            | 162            | 299            | 1,259           | 2,193          |
|   | 3E UPMC**             | 284           | 302            | 259            | 470            | 1,943           | 3,258          |
|   | <b>Southeast MCOs</b> | <b>10,156</b> | <b>7,591</b>   | <b>9,440</b>   | <b>14,977</b>  | <b>111,666</b>  | <b>153,830</b> |
| Native Hawaiian or Other Pacific Islander | 42 United             | 57            | 52             | 54             | 63             | 365             | 591            |
|   | 45 Health Partners    | 96            | 37             | 52             | 95             | 928             | 1,208          |
|   | 47 Keystone           | 201           | 99             | 182            | 230            | 772             | 1,484          |
|   | 3D Geisinger**        | 14            | 16             | 13             | 18             | 69              | 130            |
|   | 3E UPMC**             | 20            | 16             | 13             | 32             | 99              | 180            |
|   | <b>Southeast MCOs</b> | <b>388</b>    | <b>220</b>     | <b>314</b>     | <b>438</b>     | <b>2,233</b>    | <b>3,593</b>   |
| Unknown                                   | 42 United             | 502           | 1,274          | 608            | 781            | 2,901           | 6,066          |
|   | 45 Health Partners    | 890           | 473            | 700            | 957            | 8,590           | 11,610         |
|   | 47 Keystone           | 2,298         | 2,187          | 3,736          | 4,054          | 10,928          | 23,203         |
|   | 3D Geisinger**        | 126           | 144            | 92             | 118            | 562             | 1,042          |
|   | 3E UPMC**             | 119           | 175            | 153            | 199            | 811             | 1,457          |
|   | <b>Southeast MCOs</b> | <b>3,935</b>  | <b>4,253</b>   | <b>5,289</b>   | <b>6,109</b>   | <b>23,792</b>   | <b>43,378</b>  |
| MCO TOTAL                                 | 42 United             | 79,184        | 53,816         | 115,008        | 105,592        | 580,470         | 934,070        |
|   | 45 Health Partners    | 16,650        | 5,430          | 13,792         | 16,605         | 219,971         | 272,448        |
|   | 47 Keystone           | 49,588        | 29,253         | 84,367         | 71,098         | 276,500         | 510,806        |
|   | 3D Geisinger**        | 2,091         | 1,404          | 1,760          | 2,016          | 8,229           | 15,500         |
|   | 3E UPMC**             | 1,938         | 2,151          | 2,650          | 3,031          | 12,187          | 21,957         |
| <b>TOTAL</b>                              | <b>78,413</b>         | <b>53,274</b> | <b>114,016</b> | <b>104,646</b> | <b>577,243</b> | <b>927,592</b>  |                |

Source: PA Department of Human Services Enterprise Data Warehouse – Updated 3/11/24

Racial/Ethnic information is self-reported by consumers.

\*\* New MCO in Zone

**Southwest**

|   |                     | 02 Allegheny  | 03 Armstrong  | 04 Beaver     | 05 Bedford    | 07 Blair      | 10 Butler     | 11 Cambria    | 26 Fayette    |
|---|---------------------|---------------|---------------|---------------|---------------|---------------|---------------|---------------|---------------|
| Black or African American                 | 31 Highmark         | 30,696        | 62            | 2,705         | 28            | 511           | 256           | 906           | 497           |
|   | 34 UPMC             | 40,473        | 223           | 2,786         | 93            | 1,247         | 509           | 2,799         | 2,099         |
|   | 3A Geisinger*       | 1,993         | 4             | 136           | 5             | 90            | 18            | 175           | 95            |
|   | 3B Health Partners* | 2,482         | 7             | 185           | 6             | 111           | 27            | 526           | 104           |
|   | 3C AmeriHealth*     | 2,278         | 12            | 182           | 11            | 99            | 37            | 230           | 156           |
|   | Southwest MCOs      | <b>77,922</b> | <b>308</b>    | <b>5,994</b>  | <b>143</b>    | <b>2,058</b>  | <b>847</b>    | <b>4,636</b>  | <b>2,951</b>  |
| American Indian or Alaskan Native         | 31 Highmark         | 356           | 0             | 41            | 3             | 10            | 19            | 17            | 15            |
|   | 34 UPMC             | 694           | 26            | 67            | 20            | 69            | 54            | 47            | 65            |
|   | 3A Geisinger*       | 40            | 0             | 2             | 1             | 1             | 12            | 1             | 5             |
|   | 3B Health Partners* | 37            | 0             | 5             | 0             | 4             | 0             | 8             | 3             |
|   | 3C AmeriHealth*     | 30            | 0             | 5             | 1             | 2             | 8             | 1             | 2             |
|   | Southwest MCOs      | <b>1,157</b>  | <b>26</b>     | <b>120</b>    | <b>25</b>     | <b>86</b>     | <b>93</b>     | <b>74</b>     | <b>90</b>     |
| Asian                                     | 31 Highmark         | 1,132         | 5             | 39            | 7             | 26            | 42            | 16            | 21            |
|   | 34 UPMC             | 7,721         | 32            | 164           | 26            | 118           | 195           | 77            | 72            |
|   | 3A Geisinger*       | 195           | 1             | 1             | 2             | 5             | 7             | 6             | 6             |
|   | 3B Health Partners* | 219           | 0             | 12            | 2             | 9             | 0             | 3             | 5             |
|   | 3C AmeriHealth*     | 266           | 1             | 12            | 3             | 13            | 10            | 4             | 3             |
|   | Southwest MCOs      | <b>9,533</b>  | <b>39</b>     | <b>228</b>    | <b>40</b>     | <b>171</b>    | <b>254</b>    | <b>106</b>    | <b>107</b>    |
| White                                     | 31 Highmark         | 27,646        | 1,243         | 7,625         | 1,113         | 5,364         | 4,270         | 3,608         | 4,624         |
|   | 34 UPMC             | 62,295        | 9,733         | 12,518        | 6,862         | 17,146        | 14,060        | 17,079        | 22,059        |
|   | 3A Geisinger*       | 2,178         | 98            | 448           | 227           | 930           | 381           | 596           | 677           |
|   | 3B Health Partners* | 2,502         | 163           | 567           | 268           | 656           | 355           | 625           | 551           |
|   | 3C AmeriHealth*     | 2,705         | 218           | 551           | 248           | 634           | 575           | 690           | 954           |
|   | Southwest MCOs      | <b>97,326</b> | <b>11,455</b> | <b>21,709</b> | <b>8,718</b>  | <b>24,730</b> | <b>19,641</b> | <b>22,598</b> | <b>28,865</b> |
| Other or system default                   | 31 Highmark         | 2,895         | 24            | 332           | 30            | 97            | 162           | 155           | 126           |
|   | 34 UPMC             | 7,698         | 120           | 706           | 156           | 325           | 613           | 581           | 401           |
|   | 3A Geisinger*       | 380           | 5             | 35            | 7             | 22            | 29            | 43            | 15            |
|   | 3B Health Partners* | 527           | 11            | 57            | 11            | 31            | 27            | 62            | 24            |
|   | 3C AmeriHealth*     | 536           | 9             | 74            | 14            | 25            | 62            | 51            | 37            |
|   | Southwest MCOs      | <b>12,036</b> | <b>169</b>    | <b>1,204</b>  | <b>218</b>    | <b>500</b>    | <b>893</b>    | <b>892</b>    | <b>603</b>    |
| Native Hawaiian or Other Pacific Islander | 31 Highmark         | 122           | 0             | 16            | 1             | 2             | 8             | 15            | 13            |
|   | 34 UPMC             | 371           | 6             | 31            | 5             | 21            | 34            | 34            | 35            |
|   | 3A Geisinger*       | 27            | 0             | 5             | 0             | 1             | 2             | 0             | 5             |
|   | 3B Health Partners* | 30            | 1             | 7             | 0             | 2             | 1             | 5             | 8             |
|   | 3C AmeriHealth*     | 42            | 0             | 6             | 2             | 1             | 1             | 3             | 3             |
|   | Southwest MCOs      | <b>592</b>    | <b>7</b>      | <b>65</b>     | <b>8</b>      | <b>27</b>     | <b>46</b>     | <b>57</b>     | <b>64</b>     |
| Unknown                                   | 31 Highmark         | 3,306         | 32            | 234           | 15            | 62            | 170           | 110           | 152           |
|   | 34 UPMC             | 8,201         | 142           | 492           | 74            | 278           | 584           | 390           | 621           |
|   | 3A Geisinger*       | 347           | 8             | 27            | 4             | 30            | 20            | 24            | 18            |
|   | 3B Health Partners* | 477           | 3             | 37            | 6             | 19            | 25            | 43            | 23            |
|   | 3C AmeriHealth*     | 423           | 8             | 23            | 8             | 28            | 50            | 29            | 24            |
|   | Southwest MCOs      | <b>12,754</b> | <b>193</b>    | <b>813</b>    | <b>107</b>    | <b>417</b>    | <b>849</b>    | <b>596</b>    | <b>838</b>    |
| MCO TOTAL                                 | 31 Highmark         | 66,153        | 1,366         | 10,992        | 1,197         | 6,072         | 4,927         | 4,827         | 5,448         |
|   | 34 UPMC             | 127,453       | 10,282        | 16,764        | 7,236         | 19,204        | 16,049        | 21,007        | 25,352        |
|   | 3A Geisinger*       | 5,160         | 116           | 654           | 246           | 1,079         | 469           | 845           | 821           |
|   | 3B Health Partners* | 6,274         | 185           | 870           | 293           | 832           | 435           | 1,272         | 718           |
|   | 3C AmeriHealth*     | 6,280         | 248           | 853           | 287           | 802           | 743           | 1,008         | 1,179         |
| <b>TOTAL</b>                              | <b>211,320</b>      | <b>12,197</b> | <b>30,133</b> | <b>9,259</b>  | <b>27,989</b> | <b>22,623</b> | <b>28,959</b> | <b>33,518</b> |               |

Source: PA Department of Human Services Enterprise Data Warehouse – Updated 3/11/24

Racial/Ethnic information is self-reported by consumers.

\* New MCO in Zone

**Southwest  
cont.**

|   |                     | 30 Greene     | 32 Indiana    | 37 Lawrence   | 56 Somerset   | 63 Washington | 65 Westmoreland | Southwest      |
|---|---------------------|---------------|---------------|---------------|---------------|---------------|-----------------|----------------|
| Black or African American                 | 31 Highmark         | 25            | 123           | 883           | 36            | 1,078         | 1,797           | 39,603         |
|   | 34 UPMC             | 99            | 475           | 1,279         | 132           | 2,868         | 3,206           | 58,288         |
|   | 3A Geisinger*       | 12            | 23            | 53            | 20            | 279           | 159             | 3,062          |
|   | 3B Health Partners* | 17            | 31            | 76            | 11            | 253           | 161             | 3,997          |
|   | 3C AmeriHealth*     | 22            | 46            | 152           | 10            | 489           | 223             | 3,947          |
|   | Southwest MCOs      | <b>175</b>    | <b>698</b>    | <b>2,443</b>  | <b>209</b>    | <b>4,967</b>  | <b>5,546</b>    | <b>108,897</b> |
| American Indian or Alaskan Native         | 31 Highmark         | 5             | 6             | 13            | 5             | 30            | 34              | 554            |
|   | 34 UPMC             | 12            | 42            | 38            | 34            | 80            | 162             | 1,410          |
|   | 3A Geisinger*       | 0             | 3             | 1             | 3             | 1             | 3               | 73             |
|   | 3B Health Partners* | 1             | 1             | 8             | 2             | 5             | 8               | 82             |
|   | 3C AmeriHealth*     | 2             | 4             | 4             | 3             | 6             | 7               | 75             |
|   | Southwest MCOs      | <b>20</b>     | <b>56</b>     | <b>64</b>     | <b>47</b>     | <b>122</b>    | <b>214</b>      | <b>2,194</b>   |
| Asian                                     | 31 Highmark         | 2             | 7             | 12            | 2             | 41            | 69              | 1,421          |
|   | 34 UPMC             | 22            | 71            | 51            | 43            | 310           | 439             | 9,341          |
|   | 3A Geisinger*       | 0             | 2             | 4             | 0             | 6             | 5               | 240            |
|   | 3B Health Partners* | 0             | 1             | 3             | 1             | 9             | 13              | 277            |
|   | 3C AmeriHealth*     | 6             | 4             | 3             | 3             | 17            | 13              | 358            |
|   | Southwest MCOs      | <b>30</b>     | <b>85</b>     | <b>73</b>     | <b>49</b>     | <b>383</b>    | <b>539</b>      | <b>11,637</b>  |
| White                                     | 31 Highmark         | 1,484         | 2,365         | 4,935         | 2,028         | 5,935         | 9,772           | 82,012         |
|   | 34 UPMC             | 5,212         | 10,631        | 9,142         | 8,572         | 21,092        | 32,277          | 248,678        |
|   | 3A Geisinger*       | 188           | 210           | 323           | 297           | 555           | 859             | 7,967          |
|   | 3B Health Partners* | 190           | 208           | 301           | 336           | 536           | 886             | 8,144          |
|   | 3C AmeriHealth*     | 498           | 452           | 493           | 416           | 1,221         | 1,369           | 11,024         |
|   | Southwest MCOs      | <b>7,572</b>  | <b>13,866</b> | <b>15,194</b> | <b>11,649</b> | <b>29,339</b> | <b>45,163</b>   | <b>357,825</b> |
| Other or system default                   | 31 Highmark         | 32            | 79            | 125           | 57            | 291           | 417             | 4,822          |
|   | 34 UPMC             | 71            | 271           | 366           | 151           | 816           | 1,360           | 13,635         |
|   | 3A Geisinger*       | 7             | 13            | 31            | 15            | 27            | 61              | 690            |
|   | 3B Health Partners* | 10            | 6             | 25            | 13            | 43            | 77              | 924            |
|   | 3C AmeriHealth*     | 19            | 40            | 49            | 17            | 95            | 109             | 1,137          |
|   | Southwest MCOs      | <b>139</b>    | <b>409</b>    | <b>596</b>    | <b>253</b>    | <b>1,272</b>  | <b>2,024</b>    | <b>21,208</b>  |
| Native Hawaiian or Other Pacific Islander | 31 Highmark         | 0             | 3             | 6             | 0             | 11            | 17              | 214            |
|   | 34 UPMC             | 10            | 18            | 15            | 10            | 34            | 54              | 678            |
|   | 3A Geisinger*       | 0             | 0             | 3             | 7             | 1             | 5               | 56             |
|   | 3B Health Partners* | 0             | 0             | 1             | 3             | 3             | 4               | 65             |
|   | 3C AmeriHealth*     | 0             | 3             | 3             | 2             | 3             | 7               | 76             |
|   | Southwest MCOs      | <b>10</b>     | <b>24</b>     | <b>28</b>     | <b>22</b>     | <b>52</b>     | <b>87</b>       | <b>1,089</b>   |
| Unknown                                   | 31 Highmark         | 15            | 61            | 98            | 38            | 267           | 508             | 5,068          |
|   | 34 UPMC             | 53            | 306           | 215           | 175           | 951           | 1,877           | 14,359         |
|   | 3A Geisinger*       | 0             | 13            | 11            | 9             | 88            | 73              | 672            |
|   | 3B Health Partners* | 7             | 10            | 10            | 7             | 70            | 68              | 805            |
|   | 3C AmeriHealth**    | 13            | 21            | 23            | 5             | 145           | 104             | 904            |
|   | Southwest MCOs      | <b>88</b>     | <b>411</b>    | <b>357</b>    | <b>234</b>    | <b>1,521</b>  | <b>2,630</b>    | <b>21,808</b>  |
| MCO TOTAL                                 | 31 Highmark         | 1,563         | 2,644         | 6,072         | 2,166         | 7,653         | 12,614          | 133,694        |
|   | 34 UPMC             | 5,479         | 11,814        | 11,106        | 9,117         | 26,151        | 39,375          | 346,389        |
|   | 3A Geisinger*       | 207           | 264           | 426           | 351           | 957           | 1,165           | 12,760         |
|   | 3B Health Partners* | 225           | 257           | 424           | 373           | 919           | 1,217           | 14,294         |
|   | 3C AmeriHealth*     | 560           | 570           | 727           | 456           | 1,976         | 1,832           | 17,521         |
| <b>TOTAL</b>                              | <b>8,034</b>        | <b>15,549</b> | <b>18,755</b> | <b>12,463</b> | <b>37,656</b> | <b>56,203</b> | <b>524,658</b>  |                |

Source: PA Department of Human Services Enterprise Data Warehouse – Updated 3/11/24

Racial/Ethnic information is self-reported by consumers.

\* New MCO in Zone

**Lehigh/Capital**

|   |                            | 01 Adams      | 06 Berks      | 21 Cumberland | 22 Dauphin    | 28 Franklin   | 29 Fulton    | 31 Huntingdon |
|---|----------------------------|---------------|---------------|---------------|---------------|---------------|--------------|---------------|
| Black or African American                 | 51 Highmark                | 240           | 1,813         | 2,114         | 10,819        | 380           | 15           | 27            |
|   | 54 UPMC                    | 186           | 1,295         | 1,155         | 5,229         | 357           | 12           | 129           |
|   | 57 AmeriHealth             | 116           | 3,779         | 1,057         | 3,861         | 1,297         | 21           | 50            |
|   | 3K Geisinger*              | 43            | 416           | 246           | 1,105         | 194           | 1            | 26            |
|   | 3L Health Partners*        | 38            | 652           | 241           | 1,099         | 236           | 3            | 12            |
|   | <b>Lehigh/Capital MCOs</b> | <b>623</b>    | <b>7,955</b>  | <b>4,813</b>  | <b>22,113</b> | <b>2,464</b>  | <b>52</b>    | <b>244</b>    |
| American Indian or Alaskan Native         | 51 Highmark                | 41            | 54            | 59            | 152           | 18            | 3            | 0             |
|   | 54 UPMC                    | 10            | 35            | 57            | 122           | 19            | 1            | 3             |
|   | 57 AmeriHealth             | 13            | 70            | 46            | 78            | 53            | 0            | 1             |
|   | 3K Geisinger*              | 6             | 18            | 5             | 23            | 2             | 0            | 0             |
|   | 3L Health Partners*        | 5             | 21            | 13            | 22            | 10            | 1            | 0             |
|   | <b>Lehigh/Capital MCOs</b> | <b>75</b>     | <b>198</b>    | <b>180</b>    | <b>397</b>    | <b>102</b>    | <b>5</b>     | <b>4</b>      |
| Asian                                     | 51 Highmark                | 59            | 241           | 721           | 1,468         | 57            | 0            | 3             |
|   | 54 UPMC                    | 35            | 247           | 1,663         | 2,652         | 111           | 3            | 15            |
|   | 57 AmeriHealth             | 16            | 306           | 868           | 1,348         | 172           | 3            | 6             |
|   | 3K Geisinger*              | 5             | 43            | 238           | 448           | 16            | 0            | 0             |
|   | 3L Health Partners*        | 3             | 100           | 185           | 253           | 23            | 1            | 0             |
|   | <b>Lehigh/Capital MCOs</b> | <b>118</b>    | <b>937</b>    | <b>3,675</b>  | <b>6,169</b>  | <b>379</b>    | <b>7</b>     | <b>24</b>     |
| White                                     | 51 Highmark                | 5,072         | 9,347         | 8,982         | 8,978         | 3,277         | 565          | 629           |
|   | 54 UPMC                    | 3,059         | 7,961         | 5,388         | 6,014         | 2,704         | 942          | 3,791         |
|   | 57 AmeriHealth             | 1,623         | 15,404        | 4,963         | 4,233         | 10,151        | 867          | 1,804         |
|   | 3K Geisinger*              | 703           | 1,736         | 1,047         | 1,269         | 983           | 122          | 549           |
|   | 3L Health Partners*        | 621           | 2,585         | 895           | 1,045         | 1,179         | 98           | 194           |
|   | <b>Lehigh/Capital MCOs</b> | <b>11,078</b> | <b>37,033</b> | <b>21,275</b> | <b>21,539</b> | <b>18,294</b> | <b>2,594</b> | <b>6,967</b>  |
| Other or system default                   | 51 Highmark                | 555           | 6,459         | 1,833         | 5,435         | 434           | 16           | 27            |
|   | 54 UPMC                    | 504           | 3,482         | 1,260         | 2,765         | 374           | 19           | 68            |
|   | 57 AmeriHealth             | 203           | 22,512        | 1,054         | 2,520         | 1,663         | 30           | 38            |
|   | 3K Geisinger*              | 112           | 1,079         | 289           | 627           | 157           | 1            | 13            |
|   | 3L Health Partners*        | 89            | 1,478         | 218           | 523           | 159           | 4            | 6             |
|   | <b>Lehigh/Capital MCOs</b> | <b>1,463</b>  | <b>35,010</b> | <b>4,654</b>  | <b>11,870</b> | <b>2,787</b>  | <b>70</b>    | <b>152</b>    |
| Native Hawaiian or Other Pacific Islander | 51 Highmark                | 10            | 102           | 61            | 98            | 14            | 1            | 1             |
|   | 54 UPMC                    | 13            | 97            | 76            | 135           | 11            | 0            | 2             |
|   | 57 AmeriHealth             | 9             | 315           | 44            | 109           | 30            | 0            | 3             |
|   | 3K Geisinger*              | 6             | 35            | 15            | 29            | 4             | 1            | 2             |
|   | 3L Health Partners*        | 3             | 60            | 15            | 31            | 4             | 0            | 0             |
|   | <b>Lehigh/Capital MCOs</b> | <b>41</b>     | <b>609</b>    | <b>211</b>    | <b>402</b>    | <b>63</b>     | <b>2</b>     | <b>8</b>      |
| Unknown                                   | 51 Highmark                | 449           | 1,524         | 1,031         | 2,212         | 404           | 12           | 17            |
|   | 54 UPMC                    | 334           | 1,292         | 969           | 1,718         | 405           | 16           | 49            |
|   | 57 AmeriHealth             | 154           | 4,167         | 791           | 1,403         | 1,710         | 17           | 26            |
|   | 3K Geisinger*              | 51            | 293           | 221           | 356           | 142           | 2            | 18            |
|   | 3L Health Partners*        | 55            | 446           | 160           | 327           | 173           | 2            | 7             |
|   | <b>Lehigh/Capital MCOs</b> | <b>1,043</b>  | <b>7,722</b>  | <b>3,172</b>  | <b>6,016</b>  | <b>2,834</b>  | <b>49</b>    | <b>117</b>    |
| MCO TOTAL                                 | 51 Highmark                | 6,426         | 19,540        | 14,801        | 29,162        | 4,584         | 612          | 704           |
|   | 54 UPMC                    | 4,141         | 14,409        | 10,568        | 18,635        | 3,981         | 993          | 4,057         |
|   | 57 AmeriHealth             | 2,134         | 46,553        | 8,823         | 13,552        | 15,076        | 938          | 1,928         |
|   | 3K Geisinger*              | 926           | 3,620         | 2,061         | 3,857         | 1,498         | 127          | 608           |
|   | 3L Health Partners*        | 814           | 5,342         | 1,727         | 3,300         | 1,784         | 109          | 219           |
| <b>TOTAL</b>                              | <b>14,441</b>              | <b>89,464</b> | <b>37,980</b> | <b>68,506</b> | <b>26,923</b> | <b>2,779</b>  | <b>7,516</b> |               |

Source: PA Department of Human Services Enterprise Data Warehouse – Updated 3/11/24

Racial/Ethnic information is self-reported by consumers.

\* New MCO in Zone

**Lehigh/Capital cont.**

|   |                            | <b>36 Lancaster</b> | <b>38 Lebanon</b> | <b>39 Lehigh</b> | <b>48 Northampton</b> | <b>50 Perry</b> | <b>67 York</b> | <b>Lehigh/Capital</b> |
|---|----------------------------|---------------------|-------------------|------------------|-----------------------|-----------------|----------------|-----------------------|
| Black or African American                 | 51 Highmark                | 2,587               | 660               | 3,107            | 1,657                 | 68              | 4,162          | 27,649                |
|   | 54 UPMC                    | 2,036               | 246               | 1,296            | 565                   | 45              | 3,429          | 15,980                |
|   | 57 AmeriHealth             | 4,290               | 275               | 5,603            | 3,118                 | 30              | 4,273          | 27,770                |
|   | 3K Geisinger*              | 368                 | 65                | 361              | 159                   | 16              | 907            | 3,907                 |
|   | 3L Health Partners*        | 496                 | 63                | 473              | 230                   | 7               | 1,015          | 4,565                 |
|   | <b>Lehigh/Capital MCOs</b> | <b>9,777</b>        | <b>1,309</b>      | <b>10,840</b>    | <b>5,729</b>          | <b>166</b>      | <b>13,786</b>  | <b>79,871</b>         |
| American Indian or Alaskan Native         | 51 Highmark                | 86                  | 19                | 70               | 45                    | 9               | 154            | 710                   |
|   | 54 UPMC                    | 89                  | 23                | 32               | 39                    | 4               | 165            | 599                   |
|   | 57 AmeriHealth             | 118                 | 12                | 100              | 127                   | 3               | 131            | 752                   |
|   | 3K Geisinger*              | 8                   | 0                 | 8                | 0                     | 0               | 32             | 102                   |
|   | 3L Health Partners*        | 10                  | 1                 | 10               | 13                    | 1               | 29             | 136                   |
|   | <b>Lehigh/Capital MCOs</b> | <b>311</b>          | <b>55</b>         | <b>220</b>       | <b>224</b>            | <b>17</b>       | <b>511</b>     | <b>2,299</b>          |
| Asian                                     | 51 Highmark                | 980                 | 203               | 425              | 253                   | 7               | 398            | 4,815                 |
|   | 54 UPMC                    | 797                 | 217               | 288              | 128                   | 7               | 533            | 6,696                 |
|   | 57 AmeriHealth             | 1,044               | 137               | 906              | 622                   | 11              | 358            | 5,797                 |
|   | 3K Geisinger*              | 94                  | 46                | 79               | 30                    | 5               | 73             | 1,077                 |
|   | 3L Health Partners*        | 84                  | 30                | 86               | 42                    | 1               | 72             | 880                   |
|   | <b>Lehigh/Capital MCOs</b> | <b>2,999</b>        | <b>633</b>        | <b>1,784</b>     | <b>1,075</b>          | <b>31</b>       | <b>1,434</b>   | <b>19,265</b>         |
| White                                     | 51 Highmark                | 15,871              | 9,071             | 14,005           | 7,031                 | 3,227           | 19,116         | 105,171               |
|   | 54 UPMC                    | 11,070              | 2,774             | 5,080            | 2,512                 | 1,249           | 11,667         | 64,211                |
|   | 57 AmeriHealth             | 16,828              | 2,725             | 28,772           | 16,153                | 1,247           | 12,680         | 117,450               |
|   | 3K Geisinger*              | 1,591               | 559               | 1,169            | 886                   | 244             | 2,633          | 13,491                |
|   | 3L Health Partners*        | 1,495               | 508               | 1,546            | 867                   | 209             | 2,362          | 13,604                |
|   | <b>Lehigh/Capital MCOs</b> | <b>46,855</b>       | <b>15,637</b>     | <b>50,572</b>    | <b>27,449</b>         | <b>6,176</b>    | <b>48,458</b>  | <b>313,927</b>        |
| Other or system default                   | 51 Highmark                | 4,770               | 3,449             | 3,283            | 2,429                 | 111             | 4,354          | 33,155                |
|   | 54 UPMC                    | 3,253               | 908               | 1,266            | 751                   | 63              | 3,556          | 18,269                |
|   | 57 AmeriHealth             | 9,266               | 1,676             | 7,316            | 4,854                 | 62              | 5,140          | 56,334                |
|   | 3K Geisinger*              | 549                 | 215               | 347              | 236                   | 22              | 807            | 4,454                 |
|   | 3L Health Partners*        | 584                 | 200               | 513              | 277                   | 11              | 820            | 4,882                 |
|   | <b>Lehigh/Capital MCOs</b> | <b>18,422</b>       | <b>6,448</b>      | <b>12,725</b>    | <b>8,547</b>          | <b>269</b>      | <b>14,677</b>  | <b>117,094</b>        |
| Native Hawaiian or Other Pacific Islander | 51 Highmark                | 103                 | 37                | 135              | 69                    | 2               | 77             | 710                   |
|   | 54 UPMC                    | 79                  | 25                | 104              | 40                    | 2               | 117            | 701                   |
|   | 57 AmeriHealth             | 157                 | 38                | 374              | 164                   | 2               | 155            | 1,400                 |
|   | 3K Geisinger*              | 33                  | 9                 | 33               | 15                    | 0               | 16             | 198                   |
|   | 3L Health Partners*        | 23                  | 6                 | 66               | 29                    | 0               | 22             | 259                   |
|   | <b>Lehigh/Capital MCOs</b> | <b>395</b>          | <b>115</b>        | <b>712</b>       | <b>317</b>            | <b>6</b>        | <b>387</b>     | <b>3,268</b>          |
| Unknown                                   | 51 Highmark                | 2,899               | 903               | 1,644            | 787                   | 92              | 1,859          | 13,833                |
|   | 54 UPMC                    | 2,298               | 373               | 886              | 348                   | 70              | 1,598          | 10,356                |
|   | 57 AmeriHealth             | 4,252               | 422               | 4,323            | 1,859                 | 53              | 1,986          | 21,163                |
|   | 3K Geisinger*              | 376                 | 82                | 244              | 91                    | 19              | 337            | 2,232                 |
|   | 3L Health Partners*        | 370                 | 88                | 387              | 149                   | 12              | 399            | 2,575                 |
|   | <b>Lehigh/Capital MCOs</b> | <b>10,195</b>       | <b>1,868</b>      | <b>7,484</b>     | <b>3,234</b>          | <b>246</b>      | <b>6,179</b>   | <b>50,159</b>         |
| MCO TOTAL                                 | 51 Highmark                | 27,296              | 14,342            | 22,669           | 12,271                | 3,516           | 30,120         | 186,043               |
|   | 54 UPMC                    | 19,622              | 4,566             | 8,952            | 4,383                 | 1,440           | 21,065         | 116,812               |
|   | 57 AmeriHealth             | 35,955              | 5,285             | 47,394           | 26,897                | 1,408           | 24,723         | 230,666               |
|   | 3K Geisinger**             | 3,019               | 976               | 2,241            | 1,417                 | 306             | 4,805          | 25,461                |
|   | 3L Health Partners**       | 3,062               | 896               | 3,081            | 1,607                 | 241             | 4,719          | 26,901                |
| <b>TOTAL</b>                              | <b>88,954</b>              | <b>26,065</b>       | <b>84,337</b>     | <b>46,575</b>    | <b>6,911</b>          | <b>85,432</b>   | <b>585,883</b> |                       |

Source: PA Department of Human Services Enterprise Data Warehouse – Updated 3/11/24

Racial/Ethnic information is self-reported by consumers.

\* New MCO in Zone

**Northwest**

|   |                       | 12 Cameron   | 16 Clarion    | 17 Clearfield | 20 Crawford   | 24 Elk        | 25 Erie       | 27 Forest  |
|---|-----------------------|--------------|---------------|---------------|---------------|---------------|---------------|------------|
| Black or African American                 | 35 UPMC               | 16           | 203           | 186           | 496           | 43            | 7,620         | 6          |
|   | 37 AmeriHealth        | 2            | 28            | 33            | 66            | 15            | 3,054         | 3          |
|   | 3H Geisinger*         | 1            | 15            | 31            | 25            | 3             | 1,135         | 0          |
|   | 3J Health Partners*   | 3            | 28            | 22            | 29            | 16            | 1,237         | 0          |
|   | <b>Northwest MCOs</b> | <b>22</b>    | <b>274</b>    | <b>272</b>    | <b>616</b>    | <b>77</b>     | <b>13,046</b> | <b>9</b>   |
| American Indian or Alaskan Native         | 35 UPMC               | 1            | 15            | 18            | 48            | 19            | 221           | 1          |
|   | 37 AmeriHealth        | 1            | 4             | 5             | 6             | 2             | 63            | 0          |
|   | 3H Geisinger*         | 0            | 0             | 1             | 2             | 1             | 17            | 2          |
|   | 3J Health Partners*   | 1            | 0             | 2             | 3             | 1             | 30            | 0          |
|   | <b>Northwest MCOs</b> | <b>3</b>     | <b>19</b>     | <b>26</b>     | <b>59</b>     | <b>23</b>     | <b>331</b>    | <b>3</b>   |
| Asian                                     | 35 UPMC               | 14           | 24            | 48            | 63            | 12            | 1,548         | 3          |
|   | 37 AmeriHealth        | 2            | 13            | 3             | 7             | 2             | 354           | 0          |
|   | 3H Geisinger*         | 0            | 3             | 3             | 1             | 2             | 50            | 0          |
|   | 3J Health Partners*   | 1            | 1             | 3             | 0             | 3             | 88            | 0          |
|   | <b>Northwest MCOs</b> | <b>17</b>    | <b>41</b>     | <b>57</b>     | <b>71</b>     | <b>19</b>     | <b>2,040</b>  | <b>3</b>   |
| White                                     | 35 UPMC               | 792          | 4,750         | 10,999        | 12,184        | 3,993         | 31,311        | 543        |
|   | 37 AmeriHealth        | 112          | 757           | 2,572         | 1,531         | 485           | 7,633         | 91         |
|   | 3H Geisinger*         | 24           | 144           | 1,033         | 341           | 176           | 2,112         | 11         |
|   | 3J Health Partners*   | 51           | 197           | 444           | 434           | 184           | 2,610         | 31         |
|   | <b>Northwest MCOs</b> | <b>979</b>   | <b>5,848</b>  | <b>15,048</b> | <b>14,490</b> | <b>4,838</b>  | <b>43,666</b> | <b>676</b> |
| Other or system default                   | 35 UPMC               | 3            | 75            | 167           | 187           | 52            | 2,687         | 10         |
|   | 37 AmeriHealth        | 5            | 30            | 55            | 53            | 16            | 823           | 4          |
|   | 3H Geisinger*         | 2            | 0             | 25            | 14            | 3             | 219           | 0          |
|   | 3J Health Partners*   | 9            | 6             | 29            | 29            | 8             | 304           | 2          |
|   | <b>Northwest MCOs</b> | <b>19</b>    | <b>111</b>    | <b>276</b>    | <b>283</b>    | <b>79</b>     | <b>4,033</b>  | <b>16</b>  |
| Native Hawaiian or Other Pacific Islander | 35 UPMC               | 0            | 2             | 9             | 7             | 5             | 68            | 0          |
|   | 37 AmeriHealth        | 0            | 0             | 8             | 3             | 4             | 26            | 0          |
|   | 3H Geisinger*         | 0            | 0             | 0             | 1             | 0             | 5             | 0          |
|   | 3J Health Partners*   | 0            | 0             | 0             | 2             | 0             | 9             | 0          |
|   | <b>Northwest MCOs</b> | <b>0</b>     | <b>2</b>      | <b>17</b>     | <b>13</b>     | <b>9</b>      | <b>108</b>    | <b>0</b>   |
| Unknown                                   | 35 UPMC               | 3            | 74            | 159           | 354           | 39            | 1,120         | 5          |
|   | 37 AmeriHealth        | 2            | 22            | 39            | 45            | 13            | 342           | 2          |
|   | 3H Geisinger*         | 1            | 4             | 18            | 12            | 5             | 106           | 0          |
|   | 3J Health Partners*   | 0            | 10            | 18            | 12            | 2             | 128           | 0          |
|   | <b>Northwest MCOs</b> | <b>6</b>     | <b>110</b>    | <b>234</b>    | <b>423</b>    | <b>59</b>     | <b>1,696</b>  | <b>7</b>   |
| MCO TOTAL                                 | 35 UPMC               | 829          | 5,143         | 11,586        | 13,339        | 4,163         | 44,575        | 568        |
|   | 37 AmeriHealth        | 124          | 854           | 2,715         | 1,711         | 537           | 12,295        | 100        |
|   | 3H Geisinger*         | 28           | 166           | 1,111         | 396           | 190           | 3,644         | 13         |
|   | 3J Health Partners*   | 65           | 242           | 518           | 509           | 214           | 4,406         | 33         |
| <b>TOTAL</b>                              | <b>1,046</b>          | <b>6,405</b> | <b>15,930</b> | <b>15,955</b> | <b>5,104</b>  | <b>64,920</b> | <b>714</b>    |            |

\* New MCO in Zone

Racial/Ethnic information is self-reported by consumers.

Source: PA Department of Human Services Enterprise Data Warehouse – Updated 3/11/24

**Northwest cont.**

|   |                       | 33 Jefferson | 42 McKean     | 43 Mercer     | 53 Potter     | 61 Venango   | 62 Warren      | Northwest      |
|---|-----------------------|--------------|---------------|---------------|---------------|--------------|----------------|----------------|
| Black or African American                 | 35 UPMC               | 86           | 95            | 2,483         | 23            | 293          | 75             | 11,625         |
|   | 37 AmeriHealth        | 11           | 26            | 704           | 6             | 63           | 26             | 4,037          |
|   | 3H Geisinger*         | 5            | 3             | 194           | 0             | 14           | 3              | 1,429          |
|   | 3J Health Partners*   | 1            | 6             | 229           | 0             | 14           | 5              | 1,590          |
|   | <b>Northwest MCOs</b> | <b>103</b>   | <b>130</b>    | <b>3,610</b>  | <b>29</b>     | <b>384</b>   | <b>109</b>     | <b>18,681</b>  |
| American Indian or Alaskan Native         | 35 UPMC               | 13           | 20            | 39            | 2             | 29           | 27             | 453            |
|   | 37 AmeriHealth        | 1            | 6             | 16            | 3             | 9            | 6              | 122            |
|   | 3H Geisinger*         | 0            | 1             | 4             | 0             | 0            | 0              | 28             |
|   | 3J Health Partners*   | 0            | 0             | 2             | 0             | 3            | 1              | 43             |
|   | <b>Northwest MCOs</b> | <b>14</b>    | <b>27</b>     | <b>61</b>     | <b>5</b>      | <b>41</b>    | <b>34</b>      | <b>646</b>     |
| Asian                                     | 35 UPMC               | 19           | 22            | 126           | 1             | 30           | 22             | 1,932          |
|   | 37 AmeriHealth        | 1            | 7             | 22            | 2             | 1            | 4              | 418            |
|   | 3H Geisinger*         | 1            | 0             | 4             | 0             | 0            | 0              | 64             |
|   | 3J Health Partners*   | 0            | 0             | 10            | 0             | 0            | 2              | 108            |
|   | <b>Northwest MCOs</b> | <b>21</b>    | <b>29</b>     | <b>162</b>    | <b>3</b>      | <b>31</b>    | <b>28</b>      | <b>2,522</b>   |
| White                                     | 35 UPMC               | 7,064        | 6,096         | 13,946        | 1,738         | 7,791        | 4,899          | 106,106        |
|   | 37 AmeriHealth        | 588          | 1,188         | 2,426         | 1,059         | 1,288        | 1,037          | 20,767         |
|   | 3H Geisinger*         | 218          | 162           | 692           | 72            | 305          | 176            | 5,466          |
|   | 3J Health Partners*   | 152          | 225           | 716           | 60            | 382          | 272            | 5,758          |
|   | <b>Northwest MCOs</b> | <b>8,022</b> | <b>7,671</b>  | <b>17,780</b> | <b>2,929</b>  | <b>9,766</b> | <b>6,384</b>   | <b>138,097</b> |
| Other or system default                   | 35 UPMC               | 70           | 101           | 462           | 21            | 155          | 80             | 4,070          |
|   | 37 AmeriHealth        | 17           | 31            | 119           | 14            | 41           | 16             | 1,224          |
|   | 3H Geisinger*         | 3            | 2             | 24            | 4             | 12           | 7              | 315            |
|   | 3J Health Partners*   | 3            | 4             | 51            | 2             | 20           | 15             | 482            |
|   | <b>Northwest MCOs</b> | <b>93</b>    | <b>138</b>    | <b>656</b>    | <b>41</b>     | <b>228</b>   | <b>118</b>     | <b>6,091</b>   |
| Native Hawaiian or Other Pacific Islander | 35 UPMC               | 5            | 3             | 25            | 4             | 5            | 8              | 141            |
|   | 37 AmeriHealth        | 4            | 0             | 8             | 1             | 6            | 0              | 60             |
|   | 3H Geisinger*         | 0            | 0             | 2             | 0             | 0            | 0              | 8              |
|   | 3J Health Partners*   | 0            | 0             | 1             | 0             | 0            | 0              | 12             |
|   | <b>Northwest MCOs</b> | <b>9</b>     | <b>3</b>      | <b>36</b>     | <b>5</b>      | <b>11</b>    | <b>8</b>       | <b>221</b>     |
| Unknown                                   | 35 UPMC               | 57           | 25            | 418           | 27            | 163          | 48             | 2,492          |
|   | 37 AmeriHealth        | 11           | 17            | 89            | 15            | 34           | 12             | 643            |
|   | 3H Geisinger*         | 1            | 1             | 27            | 3             | 6            | 3              | 187            |
|   | 3J Health Partners*   | 4            | 2             | 34            | 1             | 8            | 5              | 224            |
|   | <b>Northwest MCOs</b> | <b>73</b>    | <b>45</b>     | <b>568</b>    | <b>46</b>     | <b>211</b>   | <b>68</b>      | <b>3,546</b>   |
| MCO TOTAL                                 | 35 UPMC               | 7,314        | 6,362         | 17,499        | 1,816         | 8,466        | 5,159          | 126,819        |
|   | 37 AmeriHealth        | 633          | 1,275         | 3,384         | 1,100         | 1,442        | 1,101          | 27,271         |
|   | 3H Geisinger*         | 228          | 169           | 947           | 79            | 337          | 189            | 7,497          |
|   | 3J Health Partners*   | 160          | 237           | 1,043         | 63            | 427          | 300            | 8,217          |
| <b>TOTAL</b>                              | <b>8,335</b>          | <b>8,043</b> | <b>22,873</b> | <b>3,058</b>  | <b>10,672</b> | <b>6,749</b> | <b>169,804</b> |                |

\* New MCO in Zone

Racial/Ethnic information is self-reported by consumers.

Source: PA Department of Human Services Enterprise Data Warehouse – Updated 3/11/24



**Northeast**

|   |                     | 08 Bradford   | 13 Carbon     | 14 Centre     | 18 Clinton   | 19 Columbia   | 34 Juniata   | 35 Lackawanna | 40 Luzerne    |
|---|---------------------|---------------|---------------|---------------|--------------|---------------|--------------|---------------|---------------|
| Black or African American                 | 41 AmeriHealth      | 95            | 390           | 221           | 80           | 129           | 13           | 1,396         | 3,098         |
|   | 44 Geisinger        | 100           | 151           | 372           | 192          | 287           | 29           | 3,579         | 6,449         |
|   | 3F Health Partners* | 9             | 28            | 50            | 43           | 19            | 10           | 306           | 483           |
|   | 3G UPMC*            | 6             | 37            | 109           | 50           | 36            | 6            | 356           | 564           |
|   | Northeast MCOs      | <b>210</b>    | <b>606</b>    | <b>752</b>    | <b>365</b>   | <b>471</b>    | <b>58</b>    | <b>5,637</b>  | <b>10,594</b> |
| American Indian or Alaskan Native         | 41 AmeriHealth      | 19            | 38            | 12            | 10           | 17            | 1            | 55            | 68            |
|   | 44 Geisinger        | 15            | 15            | 49            | 8            | 11            | 5            | 96            | 111           |
|   | 3F Health Partners* | 1             | 1             | 3             | 0            | 6             | 1            | 6             | 5             |
|   | 3G UPMC*            | 8             | 3             | 3             | 1            | 0             | 1            | 15            | 15            |
|   | Northeast MCOs      | <b>43</b>     | <b>57</b>     | <b>67</b>     | <b>19</b>    | <b>34</b>     | <b>8</b>     | <b>172</b>    | <b>199</b>    |
| Asian                                     | 41 AmeriHealth      | 26            | 28            | 143           | 9            | 25            | 1            | 313           | 130           |
|   | 44 Geisinger        | 23            | 6             | 215           | 16           | 52            | 12           | 1,007         | 478           |
|   | 3F Health Partners* | 2             | 5             | 19            | 0            | 4             | 1            | 26            | 34            |
|   | 3G UPMC*            | 2             | 6             | 80            | 0            | 4             | 3            | 52            | 38            |
|   | Northeast MCOs      | <b>53</b>     | <b>45</b>     | <b>457</b>    | <b>25</b>    | <b>85</b>     | <b>17</b>    | <b>1,398</b>  | <b>680</b>    |
| White                                     | 41 AmeriHealth      | 4,464         | 7,567         | 2,598         | 1,166        | 1,692         | 842          | 6,281         | 11,625        |
|   | 44 Geisinger        | 5,467         | 2,447         | 6,306         | 4,950        | 6,943         | 1,709        | 23,403        | 34,495        |
|   | 3F Health Partners* | 595           | 337           | 285           | 109          | 239           | 92           | 896           | 1,217         |
|   | 3G UPMC*            | 465           | 386           | 1,030         | 458          | 310           | 261          | 1,396         | 1,778         |
|   | Northeast MCOs      | <b>10,991</b> | <b>10,737</b> | <b>10,219</b> | <b>6,683</b> | <b>9,184</b>  | <b>2,904</b> | <b>31,976</b> | <b>49,115</b> |
| Other or system default                   | 41 AmeriHealth      | 101           | 533           | 189           | 35           | 148           | 101          | 1,407         | 8,512         |
|   | 44 Geisinger        | 99            | 261           | 361           | 98           | 448           | 203          | 3,944         | 12,175        |
|   | 3F Health Partners* | 18            | 40            | 39            | 17           | 41            | 13           | 249           | 614           |
|   | 3G UPMC*            | 26            | 39            | 93            | 35           | 26            | 24           | 300           | 829           |
|   | Northeast MCOs      | <b>244</b>    | <b>873</b>    | <b>682</b>    | <b>185</b>   | <b>663</b>    | <b>341</b>   | <b>5,900</b>  | <b>22,130</b> |
| Native Hawaiian or Other Pacific Islander | 41 AmeriHealth      | 5             | 11            | 15            | 3            | 7             | 2            | 88            | 200           |
|   | 44 Geisinger        | 3             | 14            | 21            | 2            | 19            | 4            | 116           | 329           |
|   | 3F Health Partners* | 2             | 7             | 3             | 1            | 2             | 1            | 15            | 34            |
|   | 3G UPMC*            | 0             | 0             | 8             | 0            | 1             | 1            | 28            | 35            |
|   | Northeast MCOs      | <b>10</b>     | <b>32</b>     | <b>47</b>     | <b>6</b>     | <b>29</b>     | <b>8</b>     | <b>247</b>    | <b>598</b>    |
| Unknown                                   | 41 AmeriHealth      | 166           | 414           | 112           | 41           | 71            | 49           | 1,091         | 1,582         |
|   | 44 Geisinger        | 190           | 144           | 225           | 123          | 218           | 82           | 3,465         | 3,039         |
|   | 3F Health Partners* | 22            | 22            | 21            | 9            | 14            | 4            | 195           | 165           |
|   | 3G UPMC*            | 12            | 29            | 64            | 34           | 16            | 14           | 263           | 270           |
|   | Northeast MCOs      | <b>390</b>    | <b>609</b>    | <b>422</b>    | <b>207</b>   | <b>319</b>    | <b>149</b>   | <b>5,014</b>  | <b>5,056</b>  |
| MCO TOTAL                                 | 41 AmeriHealth      | 4,876         | 8,981         | 3,290         | 1,344        | 2,089         | 1,009        | 10,631        | 25,215        |
|   | 44 Geisinger        | 5,897         | 3,038         | 7,549         | 5,389        | 7,978         | 2,044        | 35,610        | 57,076        |
|   | 3F Health Partners* | 649           | 440           | 420           | 179          | 325           | 122          | 1,693         | 2,552         |
|   | 3G UPMC*            | 519           | 500           | 1,387         | 578          | 393           | 310          | 2,410         | 3,529         |
| <b>TOTAL</b>                              |                     | <b>11,941</b> | <b>12,959</b> | <b>12,646</b> | <b>7,490</b> | <b>10,785</b> | <b>3,485</b> | <b>50,344</b> | <b>88,372</b> |

\* New MCO in Zone

Racial/Ethnic information is self-reported by consumers.

### Northeast cont.

|   |                     | 41 Lycoming   | 44 Mifflin    | 45 Monroe     | 47 Montour    | 49 Northumberland | 52 Pike       | 54 Schuylkill | 55 Snyder    |
|---|---------------------|---------------|---------------|---------------|---------------|-------------------|---------------|---------------|--------------|
| Black or African American                 | 41 AmeriHealth      | 937           | 91            | 3,173         | 35            | 391               | 447           | 730           | 44           |
|   | 44 Geisinger        | 2,361         | 122           | 2,659         | 40            | 700               | 412           | 648           | 132          |
|   | 3F Health Partners* | 201           | 15            | 414           | 4             | 98                | 52            | 106           | 5            |
|   | 3G UPMC*            | 272           | 30            | 467           | 8             | 90                | 57            | 101           | 5            |
|   | Northeast MCOs      | <b>3,771</b>  | <b>258</b>    | <b>6,713</b>  | <b>87</b>     | <b>1,279</b>      | <b>968</b>    | <b>1,585</b>  | <b>186</b>   |
| American Indian or Alaskan Native         | 41 AmeriHealth      | 19            | 11            | 83            | 0             | 17                | 29            | 59            | 2            |
|   | 44 Geisinger        | 41            | 13            | 67            | 0             | 46                | 53            | 42            | 17           |
|   | 3F Health Partners* | 2             | 1             | 6             | 0             | 7                 | 3             | 3             | 0            |
|   | 3G UPMC*            | 11            | 0             | 12            | 0             | 1                 | 3             | 7             | 0            |
|   | Northeast MCOs      | <b>73</b>     | <b>25</b>     | <b>168</b>    | <b>0</b>      | <b>71</b>         | <b>88</b>     | <b>111</b>    | <b>19</b>    |
| Asian                                     | 41 AmeriHealth      | 23            | 6             | 208           | 9             | 17                | 33            | 43            | 15           |
|   | 44 Geisinger        | 77            | 29            | 234           | 33            | 68                | 85            | 93            | 22           |
|   | 3F Health Partners* | 5             | 0             | 30            | 0             | 2                 | 10            | 11            | 0            |
|   | 3G UPMC*            | 24            | 5             | 35            | 4             | 4                 | 4             | 14            | 0            |
|   | Northeast MCOs      | <b>129</b>    | <b>40</b>     | <b>507</b>    | <b>46</b>     | <b>91</b>         | <b>132</b>    | <b>161</b>    | <b>37</b>    |
| White                                     | 41 AmeriHealth      | 3,816         | 2,225         | 9,572         | 394           | 4,144             | 2,110         | 8,993         | 1,159        |
|   | 44 Geisinger        | 12,204        | 4,884         | 7,321         | 1,476         | 11,905            | 4,582         | 12,322        | 3,244        |
|   | 3F Health Partners* | 367           | 270           | 716           | 64            | 517               | 202           | 760           | 106          |
|   | 3G UPMC*            | 1,256         | 545           | 889           | 86            | 895               | 234           | 1,125         | 224          |
|   | Northeast MCOs      | <b>17,643</b> | <b>7,924</b>  | <b>18,498</b> | <b>2,020</b>  | <b>17,461</b>     | <b>7,128</b>  | <b>23,200</b> | <b>4,733</b> |
| Other or system default                   | 41 AmeriHealth      | 183           | 62            | 2,927         | 28            | 366               | 429           | 1,602         | 46           |
|   | 44 Geisinger        | 370           | 116           | 2,272         | 71            | 721               | 586           | 1,381         | 101          |
|   | 3F Health Partners* | 37            | 5             | 307           | 3             | 53                | 50            | 142           | 6            |
|   | 3G UPMC*            | 100           | 25            | 350           | 8             | 67                | 62            | 150           | 14           |
|   | Northeast MCOs      | <b>690</b>    | <b>208</b>    | <b>5,856</b>  | <b>110</b>    | <b>1,207</b>      | <b>1,127</b>  | <b>3,275</b>  | <b>167</b>   |
| Native Hawaiian or Other Pacific Islander | 41 AmeriHealth      | 9             | 0             | 134           | 1             | 9                 | 30            | 79            | 2            |
|   | 44 Geisinger        | 12            | 10            | 112           | 3             | 26                | 36            | 52            | 10           |
|   | 3F Health Partners* | 2             | 1             | 14            | 0             | 1                 | 3             | 6             | 1            |
|   | 3G UPMC*            | 8             | 0             | 13            | 0             | 8                 | 5             | 10            | 1            |
|   | Northeast MCOs      | <b>31</b>     | <b>11</b>     | <b>273</b>    | <b>4</b>      | <b>44</b>         | <b>74</b>     | <b>147</b>    | <b>14</b>    |
| Unknown                                   | 41 AmeriHealth      | 122           | 48            | 1,273         | 12            | 155               | 213           | 688           | 16           |
|   | 44 Geisinger        | 288           | 101           | 974           | 35            | 357               | 257           | 649           | 50           |
|   | 3F Health Partners* | 22            | 5             | 123           | 0             | 32                | 30            | 74            | 4            |
|   | 3G UPMC*            | 63            | 24            | 151           | 4             | 51                | 29            | 100           | 8            |
|   | Northeast MCOs      | <b>495</b>    | <b>178</b>    | <b>2,521</b>  | <b>51</b>     | <b>595</b>        | <b>529</b>    | <b>1,511</b>  | <b>78</b>    |
| MCO TOTAL                                 | 41 AmeriHealth      | 5,109         | 2,443         | 17,370        | 479           | 5,099             | 3,291         | 12,194        | 1,284        |
|   | 44 Geisinger        | 15,353        | 5,275         | 13,639        | 1,658         | 13,823            | 6,011         | 15,187        | 3,576        |
|   | 3F Health Partners* | 636           | 297           | 1,610         | 71            | 710               | 350           | 1,102         | 122          |
|   | 3G UPMC*            | 1,734         | 629           | 1,917         | 110           | 1,116             | 394           | 1,507         | 252          |
| <b>TOTAL</b>                              | <b>22,832</b>       | <b>8,644</b>  | <b>34,536</b> | <b>2,318</b>  | <b>20,748</b> | <b>10,046</b>     | <b>29,990</b> | <b>5,234</b>  |              |

\* New MCO in Zone

Racial/Ethnic information is self-reported by consumers.

**Northeast cont.**

|   |                     | 57 Sullivan | 58 Susquehanna | 59 Tioga     | 60 Union     | 64 Wayne     | 66 Wyoming   | Northeast      |
|---|---------------------|-------------|----------------|--------------|--------------|--------------|--------------|----------------|
| Black or African American                 | 41 AmeriHealth      | 3           | 21             | 109          | 58           | 68           | 25           | 11,554         |
|   | 44 Geisinger        | 13          | 66             | 33           | 214          | 135          | 42           | 18,736         |
|   | 3F Health Partners* | 0           | 4              | 4            | 14           | 7            | 6            | 1,878          |
|   | 3G UPMC*            | 1           | 5              | 15           | 19           | 10           | 3            | 2,247          |
|   | Northeast MCOs      | 17          | 96             | 161          | 305          | 220          | 76           | 34,415         |
| American Indian or Alaskan Native         | 41 AmeriHealth      | 2           | 2              | 19           | 1            | 21           | 8            | 493            |
|   | 44 Geisinger        | 1           | 16             | 3            | 6            | 17           | 11           | 643            |
|   | 3F Health Partners* | 0           | 2              | 1            | 0            | 0            | 0            | 48             |
|   | 3G UPMC*            | 0           | 1              | 2            | 0            | 5            | 0            | 88             |
|   | Northeast MCOs      | 3           | 21             | 25           | 7            | 43           | 19           | 1,272          |
| Asian                                     | 41 AmeriHealth      | 0           | 8              | 16           | 12           | 21           | 3            | 1,089          |
|   | 44 Geisinger        | 3           | 19             | 5            | 26           | 35           | 11           | 2,549          |
|   | 3F Health Partners* | 0           | 0              | 0            | 0            | 4            | 0            | 153            |
|   | 3G UPMC*            | 2           | 1              | 1            | 1            | 2            | 0            | 282            |
|   | Northeast MCOs      | 5           | 28             | 22           | 39           | 62           | 14           | 4,073          |
| White                                     | 41 AmeriHealth      | 185         | 1,538          | 5,764        | 878          | 1,795        | 809          | 79,617         |
|   | 44 Geisinger        | 549         | 4,983          | 1,336        | 2,903        | 5,434        | 3,581        | 162,444        |
|   | 3F Health Partners* | 26          | 185            | 176          | 63           | 189          | 110          | 7,521          |
|   | 3G UPMC*            | 75          | 328            | 519          | 194          | 316          | 151          | 12,921         |
|   | Northeast MCOs      | 835         | 7,034          | 7,795        | 4,038        | 7,734        | 4,651        | 262,503        |
| Other or system default                   | 41 AmeriHealth      | 2           | 65             | 114          | 32           | 105          | 27           | 17,014         |
|   | 44 Geisinger        | 7           | 132            | 54           | 158          | 257          | 111          | 23,926         |
|   | 3F Health Partners* | 0           | 8              | 7            | 6            | 15           | 4            | 1,674          |
|   | 3G UPMC*            | 1           | 18             | 34           | 13           | 27           | 10           | 2,251          |
|   | Northeast MCOs      | 10          | 223            | 209          | 209          | 404          | 152          | 44,865         |
| Native Hawaiian or Other Pacific Islander | 41 AmeriHealth      | 0           | 1              | 0            | 2            | 9            | 7            | 614            |
|   | 44 Geisinger        | 0           | 4              | 0            | 1            | 13           | 6            | 793            |
|   | 3F Health Partners* | 0           | 2              | 0            | 0            | 0            | 0            | 95             |
|   | 3G UPMC*            | 0           | 0              | 2            | 1            | 0            | 0            | 121            |
|   | Northeast MCOs      | 0           | 7              | 2            | 4            | 22           | 13           | 1,623          |
| Unknown                                   | 41 AmeriHealth      | 1           | 51             | 81           | 19           | 82           | 30           | 6,317          |
|   | 44 Geisinger        | 10          | 156            | 25           | 60           | 181          | 95           | 10,724         |
|   | 3F Health Partners* | 0           | 7              | 2            | 1            | 4            | 9            | 765            |
|   | 3G UPMC*            | 0           | 18             | 10           | 9            | 8            | 11           | 1,188          |
|   | Northeast MCOs      | 11          | 232            | 118          | 89           | 275          | 145          | 18,994         |
| MCO TOTAL                                 | 41 AmeriHealth      | 193         | 1,686          | 6,103        | 1,002        | 2,101        | 909          | 116,698        |
|   | 44 Geisinger        | 583         | 5,376          | 1,456        | 3,368        | 6,072        | 3,857        | 219,815        |
|   | 3F Health Partners* | 26          | 208            | 190          | 84           | 219          | 129          | 12,134         |
|   | 3G UPMC*            | 79          | 371            | 583          | 237          | 368          | 175          | 19,098         |
| <b>TOTAL</b>                              |                     | <b>881</b>  | <b>7,641</b>   | <b>8,332</b> | <b>4,691</b> | <b>8,760</b> | <b>5,070</b> | <b>367,745</b> |

\* New MCO in Zone

Racial/Ethnic information is self-reported by consumers.

**Southeast**

|               |                    | 09 Bucks      | 15 Chester    | 23 Delaware    | 46 Montgomery  | 51 Philadelphia | Southeast      |
|---------------|--------------------|---------------|---------------|----------------|----------------|-----------------|----------------|
| Other/Unknown | 42 United          | 1             | 0             | 0              | 3              | 9               | 13             |
|               | 45 Health Partners | 2             | 0             | 2              | 6              | 12              | 22             |
|               | 47 Keystone        | 10            | 3             | 3              | 19             | 27              | 62             |
|               | 3D Geisinger*      | 0             | 3             | 0              | 0              | 1               | 4              |
|               | 3E UPMC*           | 2             | 3             | 0              | 1              | 7               | 13             |
|               | Southeast MCOs     | 15            | 9             | 5              | 29             | 56              | 114            |
| Non-Hispanic  | 42 United          | 7,207         | 11,268        | 10,675         | 10,211         | 51,694          | 91,055         |
|               | 45 Health Partners | 14,565        | 4,621         | 12,460         | 14,709         | 152,992         | 199,347        |
|               | 47 Keystone        | 43,627        | 23,306        | 78,671         | 61,310         | 240,367         | 447,281        |
|               | 3D Geisinger*      | 1,923         | 1,197         | 1,662          | 1,833          | 7,066           | 13,681         |
|               | 3E UPMC*           | 1,729         | 1,855         | 2,439          | 2,697          | 10,369          | 19,089         |
|               | Southeast MCOs     | 69,051        | 42,247        | 105,907        | 90,760         | 462,488         | 770,453        |
| Hispanic      | 42 United          | 938           | 3,768         | 772            | 1,682          | 8,653           | 15,813         |
|               | 45 Health Partners | 2,083         | 809           | 1,330          | 1,890          | 66,967          | 73,079         |
|               | 47 Keystone        | 5,951         | 5,944         | 5,693          | 9,769          | 36,106          | 63,463         |
|               | 3D Geisinger*      | 168           | 204           | 98             | 183            | 1,162           | 1,815          |
|               | 3E UPMC*           | 207           | 293           | 211            | 333            | 1,811           | 2,855          |
|               | Southeast MCOs     | 9,347         | 11,018        | 8,104          | 13,857         | 114,699         | 157,025        |
| <b>TOTAL</b>  |                    | <b>78,413</b> | <b>53,274</b> | <b>114,016</b> | <b>104,646</b> | <b>577,243</b>  | <b>927,592</b> |

Racial/Ethnic information is self-reported by consumers.

\* New MCO in Zone

**Southwest**

|               |                     | 02 Allegheny   | 03 Armstrong  | 04 Beaver     | 05 Bedford   | 07 Blair      | 10 Butler     | 11 Cambria    | 26 Fayette    |
|---------------|---------------------|----------------|---------------|---------------|--------------|---------------|---------------|---------------|---------------|
| Other/Unknown | 31 Highmark         | 8              | 1             | 3             | 0            | 2             | 3             | 0             | 0             |
|               | 34 UPMC             | 16             | 0             | 2             | 2            | 2             | 2             | 3             | 1             |
|               | 3A Geisinger*       | 1              | 0             | 0             | 0            | 1             | 0             | 0             | 0             |
|               | 3B Health Partners* | 2              | 0             | 0             | 0            | 0             | 0             | 0             | 0             |
|               | 3C AmeriHealth*     | 3              | 0             | 0             | 0            | 0             | 5             | 0             | 0             |
|               | Southwest MCOs      | 30             | 1             | 5             | 2            | 5             | 10            | 3             | 1             |
| Non-Hispanic  | 31 Highmark         | 64,758         | 1,334         | 10,784        | 1,169        | 5,971         | 4,814         | 4,668         | 5,376         |
|               | 34 UPMC             | 123,224        | 10,176        | 16,293        | 7,124        | 18,860        | 15,677        | 20,502        | 25,044        |
|               | 3A Geisinger*       | 4,947          | 116           | 640           | 239          | 1,044         | 456           | 806           | 808           |
|               | 3B Health Partners* | 6,033          | 179           | 813           | 290          | 806           | 419           | 1,199         | 696           |
|               | 3C AmeriHealth*     | 5,990          | 246           | 792           | 282          | 762           | 702           | 970           | 1,162         |
|               | Southwest MCOs      | 204,952        | 12,051        | 29,322        | 9,104        | 27,443        | 22,068        | 28,145        | 33,086        |
| Hispanic      | 31 Highmark         | 1,387          | 31            | 205           | 28           | 99            | 110           | 159           | 72            |
|               | 34 UPMC             | 4,213          | 106           | 469           | 110          | 342           | 370           | 502           | 307           |
|               | 3A Geisinger*       | 212            | 0             | 14            | 7            | 34            | 13            | 39            | 13            |
|               | 3B Health Partners* | 239            | 6             | 57            | 3            | 26            | 16            | 73            | 22            |
|               | 3C AmeriHealth*     | 287            | 2             | 61            | 5            | 40            | 36            | 38            | 17            |
|               | Southwest MCOs      | 6,338          | 145           | 806           | 153          | 541           | 545           | 811           | 431           |
| <b>TOTAL</b>  |                     | <b>211,320</b> | <b>12,197</b> | <b>30,133</b> | <b>9,259</b> | <b>27,989</b> | <b>22,623</b> | <b>28,959</b> | <b>33,518</b> |

Racial/Ethnic information is self-reported by consumers.

\* New MCO in Zone

**Southwest cont.**

|               |                     | 30 Greene    | 32 Indiana    | 37 Lawrence   | 56 Somerset   | 63 Washington | 65 Westmoreland | Southwest      |
|---------------|---------------------|--------------|---------------|---------------|---------------|---------------|-----------------|----------------|
| Other/Unknown | 31 Highmark         | 1            | 0             | 0             | 0             | 0             | 1               | 19             |
|               | 34 UPMC             | 1            | 0             | 1             | 1             | 3             | 3               | 37             |
|               | 3A Geisinger*       | 0            | 0             | 0             | 0             | 0             | 0               | 2              |
|               | 3B Health Partners* | 0            | 0             | 1             | 0             | 0             | 0               | 3              |
|               | 3C AmeriHealth*     | 0            | 0             | 0             | 0             | 0             | 3               | 11             |
|               | Southwest MCOs      | 2            | 0             | 2             | 1             | 3             | 7               | 72             |
| Non-Hispanic  | 31 Highmark         | 1,543        | 2,617         | 5,969         | 2,131         | 7,506         | 12,397          | 131,037        |
|               | 34 UPMC             | 5,422        | 11,614        | 10,626        | 8,999         | 25,596        | 38,711          | 337,868        |
|               | 3A Geisinger*       | 204          | 260           | 400           | 345           | 940           | 1,136           | 12,341         |
|               | 3B Health Partners* | 218          | 244           | 398           | 362           | 883           | 1,164           | 13,704         |
|               | 3C AmeriHealth*     | 546          | 548           | 667           | 444           | 1,903         | 1,766           | 16,780         |
|               | Southwest MCOs      | 7,933        | 15,283        | 18,060        | 12,281        | 36,828        | 55,174          | 511,730        |
| Hispanic      | 31 Highmark         | 19           | 27            | 103           | 35            | 147           | 216             | 2,638          |
|               | 34 UPMC             | 56           | 200           | 479           | 117           | 552           | 661             | 8,484          |
|               | 3A Geisinger*       | 3            | 4             | 26            | 6             | 17            | 29              | 417            |
|               | 3B Health Partners* | 7            | 13            | 25            | 11            | 36            | 53              | 587            |
|               | 3C AmeriHealth*     | 14           | 22            | 60            | 12            | 73            | 63              | 730            |
|               | Southwest MCOs      | 99           | 266           | 693           | 181           | 825           | 1,022           | 12,856         |
| <b>TOTAL</b>  |                     | <b>8,034</b> | <b>15,549</b> | <b>18,755</b> | <b>12,463</b> | <b>37,656</b> | <b>56,203</b>   | <b>524,658</b> |

Racial/Ethnic information is self-reported by consumers.

\* New MCO in Zone

**Lehigh/Capital**

|               |                     | 01 Adams      | 06 Berks      | 21 Cumberland | 22 Dauphin    | 28 Franklin   | 29 Fulton    | 31 Huntingdon |
|---------------|---------------------|---------------|---------------|---------------|---------------|---------------|--------------|---------------|
| Other/Unknown | 51 Highmark         | 1             | 10            | 2             | 3             | 1             | 1            | 0             |
|               | 54 UPMC             | 1             | 1             | 0             | 5             | 2             | 1            | 0             |
|               | 57 AmeriHealth      | 1             | 8             | 0             | 4             | 4             | 0            | 0             |
|               | 3K Geisinger*       | 0             | 2             | 2             | 1             | 0             | 0            | 0             |
|               | 3L Health Partners* | 0             | 1             | 0             | 1             | 0             | 0            | 1             |
|               | Lehigh/Capital MCOs | 3             | 22            | 4             | 14            | 7             | 2            | 1             |
| Non-Hispanic  | 51 Highmark         | 5,718         | 11,512        | 13,369        | 22,859        | 4,176         | 603          | 690           |
|               | 54 UPMC             | 3,401         | 10,131        | 9,838         | 15,685        | 3,599         | 978          | 4,017         |
|               | 57 AmeriHealth      | 1,888         | 17,284        | 7,853         | 10,389        | 12,608        | 913          | 1,900         |
|               | 3K Geisinger*       | 799           | 2,341         | 1,889         | 3,182         | 1,343         | 126          | 592           |
|               | 3L Health Partners* | 733           | 3,593         | 1,582         | 2,634         | 1,562         | 108          | 213           |
|               | Lehigh/Capital MCOs | 12,539        | 44,861        | 34,531        | 54,749        | 23,288        | 2,728        | 7,412         |
| Hispanic      | 51 Highmark         | 707           | 8,018         | 1,430         | 6,300         | 407           | 8            | 14            |
|               | 54 UPMC             | 739           | 4,277         | 730           | 2,945         | 380           | 14           | 40            |
|               | 57 AmeriHealth      | 245           | 29,261        | 970           | 3,159         | 2,464         | 25           | 28            |
|               | 3K Geisinger*       | 127           | 1,277         | 170           | 674           | 155           | 1            | 16            |
|               | 3L Health Partners* | 81            | 1,748         | 145           | 665           | 222           | 1            | 5             |
|               | Lehigh/Capital MCOs | 1,899         | 44,581        | 3,445         | 13,743        | 3,628         | 49           | 103           |
| <b>TOTAL</b>  |                     | <b>14,441</b> | <b>89,464</b> | <b>37,980</b> | <b>68,506</b> | <b>26,923</b> | <b>2,779</b> | <b>7,516</b>  |

\* New MCO in Zone

Racial/Ethnic information is self-reported by consumers.

***Lehigh/Capital cont.***

|               |                      | 36 Lancaster  | 38 Lebanon    | 39 Lehigh     | 48 Northampton | 50 Perry     | 67 York       | Lehigh/Capital |
|---------------|----------------------|---------------|---------------|---------------|----------------|--------------|---------------|----------------|
| Other/Unknown | 51 Highmark          | 1             | 1             | 1             | 0              | 1            | 7             | 29             |
|               | 54 UPMC              | 4             | 0             | 2             | 1              | 1            | 2             | 20             |
|               | 57 AmeriHealth       | 9             | 2             | 4             | 0              | 0            | 3             | 35             |
|               | 3K Geisinger**       | 1             | 0             | 0             | 2              | 0            | 0             | 8              |
|               | 3L Health Partners** | 1             | 0             | 3             | 1              | 0            | 1             | 9              |
|               | Lehigh/Capital MCOs  | 16            | 3             | 10            | 4              | 2            | 13            | 101            |
| Non-Hispanic  | 51 Highmark          | 21,236        | 8,955         | 10,925        | 8,235          | 3,400        | 25,096        | 136,774        |
|               | 54 UPMC              | 15,592        | 3,254         | 5,527         | 3,326          | 1,386        | 16,949        | 93,683         |
|               | 57 AmeriHealth       | 22,823        | 2,827         | 22,142        | 18,359         | 1,362        | 17,898        | 138,246        |
|               | 3K Geisinger**       | 2,362         | 652           | 1,337         | 1,096          | 283          | 3,846         | 19,848         |
|               | 3L Health Partners** | 2,347         | 585           | 1,785         | 1,218          | 233          | 3,654         | 20,247         |
|               | Lehigh/Capital MCOs  | 64,360        | 16,273        | 41,716        | 32,234         | 6,664        | 67,443        | 408,798        |
| Hispanic      | 51 Highmark          | 6,059         | 5,386         | 11,743        | 4,036          | 115          | 5,017         | 49,240         |
|               | 54 UPMC              | 4,026         | 1,312         | 3,423         | 1,056          | 53           | 4,114         | 23,109         |
|               | 57 AmeriHealth       | 13,123        | 2,456         | 25,248        | 8,538          | 46           | 6,822         | 92,385         |
|               | 3K Geisinger**       | 656           | 324           | 904           | 319            | 23           | 959           | 5,605          |
|               | 3L Health Partners** | 714           | 311           | 1,293         | 388            | 8            | 1,064         | 6,645          |
|               | Lehigh/Capital MCOs  | 24,578        | 9,789         | 42,611        | 14,337         | 245          | 17,976        | 176,984        |
| <b>TOTAL</b>  |                      | <b>88,954</b> | <b>26,065</b> | <b>84,337</b> | <b>46,575</b>  | <b>6,911</b> | <b>85,432</b> | <b>585,883</b> |

\* Formerly Gateway Health Plan

\*\* New MCO in Zone

Racial/Ethnic information is self-reported by consumers.



**Northwest**

|               |                      | 12 Cameron   | 16 Clarion   | 17 Clearfield | 20 Crawford   | 24 Elk       | 25 Erie       | 27 Forest  |
|---------------|----------------------|--------------|--------------|---------------|---------------|--------------|---------------|------------|
| Other/Unknown | 35 UPMC              | 0            | 0            | 0             | 0             | 1            | 3             | 0          |
|               | 37 AmeriHealth       | 0            | 0            | 0             | 1             | 0            | 1             | 0          |
|               | 3H Geisinger**       | 0            | 0            | 0             | 3             | 0            | 0             | 0          |
|               | 3J Health Partners** | 0            | 0            | 0             | 0             | 0            | 0             | 0          |
|               | Northwest MCOs       | 0            | 0            | 0             | 4             | 1            | 4             | 0          |
| Non-Hispanic  | 35 UPMC              | 817          | 5,091        | 11,450        | 13,133        | 4,101        | 41,168        | 564        |
|               | 37 AmeriHealth       | 122          | 843          | 2,668         | 1,666         | 531          | 11,210        | 100        |
|               | 3H Geisinger**       | 28           | 164          | 1,104         | 387           | 190          | 3,346         | 12         |
|               | 3J Health Partners** | 61           | 236          | 501           | 485           | 210          | 4,046         | 30         |
|               | Northwest MCOs       | 1,028        | 6,334        | 15,723        | 15,671        | 5,032        | 59,770        | 706        |
| Hispanic      | 35 UPMC              | 12           | 52           | 136           | 206           | 61           | 3,404         | 4          |
|               | 37 AmeriHealth       | 2            | 11           | 47            | 44            | 6            | 1,084         | 0          |
|               | 3H Geisinger**       | 0            | 2            | 7             | 6             | 0            | 298           | 1          |
|               | 3J Health Partners** | 4            | 6            | 17            | 24            | 4            | 360           | 3          |
|               | Northwest MCOs       | 18           | 71           | 207           | 280           | 71           | 5,146         | 8          |
| <b>TOTAL</b>  |                      | <b>1,046</b> | <b>6,405</b> | <b>15,930</b> | <b>15,955</b> | <b>5,104</b> | <b>64,920</b> | <b>714</b> |

\*\* New MCO in Zone

Racial/Ethnic information is self-reported by consumers.

Source: PA Department of Human Services Enterprise Data Warehouse – Updated 3/11/24

**Northwest cont.**

|               |                      | 33 Jefferson | 42 McKean    | 43 Mercer     | 53 Potter    | 61 Venango    | 62 Warren    | Northwest      |
|---------------|----------------------|--------------|--------------|---------------|--------------|---------------|--------------|----------------|
| Other/Unknown | 35 UPMC              | 3            | 1            | 2             | 0            | 0             | 1            | 11             |
|               | 37 AmeriHealth       | 0            | 0            | 1             | 0            | 0             | 0            | 3              |
|               | 3H Geisinger**       | 0            | 0            | 0             | 0            | 0             | 0            | 3              |
|               | 3J Health Partners** | 0            | 0            | 1             | 0            | 0             | 0            | 1              |
|               | Northwest MCOs       | 3            | 1            | 4             | 0            | 0             | 1            | 18             |
| Non-Hispanic  | 35 UPMC              | 7,226        | 6,282        | 17,182        | 1,782        | 8,329         | 5,094        | 122,219        |
|               | 37 AmeriHealth       | 627          | 1,258        | 3,310         | 1,094        | 1,407         | 1,093        | 25,929         |
|               | 3H Geisinger         | 227          | 166          | 920           | 77           | 328           | 188          | 7,137          |
|               | 3J Health Partners   | 157          | 228          | 1,000         | 63           | 416           | 290          | 7,723          |
|               | Northwest MCOs       | 8,237        | 7,934        | 22,412        | 3,016        | 10,480        | 6,665        | 163,008        |
| Hispanic      | 35 UPMC              | 85           | 79           | 315           | 34           | 137           | 64           | 4,589          |
|               | 37 AmeriHealth       | 6            | 17           | 73            | 6            | 35            | 8            | 1,339          |
|               | 3H Geisinger         | 1            | 3            | 27            | 2            | 9             | 1            | 357            |
|               | 3J Health Partners   | 3            | 9            | 42            | 0            | 11            | 10           | 493            |
|               | Northwest MCOs       | 95           | 108          | 457           | 42           | 192           | 83           | 6,778          |
| <b>TOTAL</b>  |                      | <b>8,335</b> | <b>8,043</b> | <b>22,873</b> | <b>3,058</b> | <b>10,672</b> | <b>6,749</b> | <b>169,804</b> |

\*\* New MCO in Zone

Racial/Ethnic information is self-reported by consumers.

**Northeast**

|               |                      | 08 Bradford   | 13 Carbon     | 14 Centre     | 18 Clinton   | 19 Columbia   | 34 Juniata   | 35 Lackawanna | 40 Luzerne    |
|---------------|----------------------|---------------|---------------|---------------|--------------|---------------|--------------|---------------|---------------|
| Other/Unknown | 41 AmeriHealth       | 0             | 1             | 1             | 0            | 0             | 0            | 1             | 1             |
|               | 44 Geisinger         | 0             | 0             | 2             | 0            | 1             | 0            | 4             | 5             |
|               | 3F Health Partners** | 2             | 0             | 0             | 0            | 0             | 0            | 0             | 0             |
|               | 3G UPMC**            | 2             | 0             | 0             | 0            | 0             | 0            | 3             | 3             |
|               | Northeast MCOs       | 4             | 1             | 3             | 0            | 1             | 0            | 8             | 9             |
| Non-Hispanic  | 41 AmeriHealth       | 4,787         | 7,896         | 3,160         | 1,304        | 1,889         | 887          | 8,192         | 14,654        |
|               | 44 Geisinger         | 5,790         | 2,678         | 7,333         | 5,270        | 7,475         | 1,813        | 28,820        | 41,533        |
|               | 3F Health Partners** | 622           | 390           | 399           | 170          | 288           | 109          | 1,325         | 1,743         |
|               | 3G UPMC**            | 503           | 429           | 1,334         | 564          | 374           | 277          | 1,966         | 2,465         |
|               | Northeast MCOs       | 11,702        | 11,393        | 12,226        | 7,308        | 10,026        | 3,086        | 40,303        | 60,395        |
| Hispanic      | 41 AmeriHealth       | 89            | 1,084         | 129           | 40           | 200           | 122          | 2,438         | 10,560        |
|               | 44 Geisinger         | 107           | 360           | 214           | 119          | 502           | 231          | 6,786         | 15,538        |
|               | 3F Health Partners** | 25            | 50            | 21            | 9            | 37            | 13           | 368           | 809           |
|               | 3G UPMC**            | 14            | 71            | 53            | 14           | 19            | 33           | 441           | 1,061         |
|               | Northeast MCOs       | 235           | 1,565         | 417           | 182          | 758           | 399          | 10,033        | 27,968        |
| <b>TOTAL</b>  |                      | <b>11,941</b> | <b>12,959</b> | <b>12,646</b> | <b>7,490</b> | <b>10,785</b> | <b>3,485</b> | <b>50,344</b> | <b>88,372</b> |

\*\* New MCO in Zone

Racial/Ethnic information is self-reported by consumers.

**Northeast cont.**

|               |                      | 41 Lycoming   | 44 Mifflin   | 45 Monroe     | 47 Montour   | 49 Northumberland | 52 Pike       | 54 Schuylkill | 55 Snyder    |
|---------------|----------------------|---------------|--------------|---------------|--------------|-------------------|---------------|---------------|--------------|
| Other/Unknown | 41 AmeriHealth       | 1             | 0            | 0             | 0            | 1                 | 0             | 1             | 1            |
|               | 44 Geisinger         | 3             | 0            | 5             | 0            | 1                 | 2             | 1             | 1            |
|               | 3F Health Partners** | 0             | 0            | 2             | 0            | 0                 | 0             | 0             | 0            |
|               | 3G UPMC**            | 0             | 0            | 1             | 0            | 0                 | 0             | 0             | 0            |
|               | Northeast MCOs       | 4             | 0            | 8             | 0            | 2                 | 2             | 2             | 2            |
| Non-Hispanic  | 41 AmeriHealth       | 4,944         | 2,338        | 13,650        | 450          | 4,418             | 2,705         | 9,371         | 1,217        |
|               | 44 Geisinger         | 15,010        | 5,073        | 10,914        | 1,568        | 12,482            | 5,235         | 12,928        | 3,452        |
|               | 3F Health Partners** | 612           | 288          | 1,247         | 70           | 613               | 282           | 880           | 118          |
|               | 3G UPMC**            | 1,649         | 586          | 1,511         | 105          | 1,010             | 323           | 1,252         | 245          |
|               | Northeast MCOs       | 22,215        | 8,285        | 27,322        | 2,193        | 18,523            | 8,545         | 24,431        | 5,032        |
| Hispanic      | 41 AmeriHealth       | 164           | 105          | 3,720         | 29           | 680               | 586           | 2,822         | 66           |
|               | 44 Geisinger         | 340           | 202          | 2,720         | 90           | 1,340             | 774           | 2,258         | 123          |
|               | 3F Health Partners** | 24            | 9            | 361           | 1            | 97                | 68            | 222           | 4            |
|               | 3G UPMC**            | 85            | 43           | 405           | 5            | 106               | 71            | 255           | 7            |
|               | Northeast MCOs       | 613           | 359          | 7,206         | 125          | 2,223             | 1,499         | 5,557         | 200          |
| <b>TOTAL</b>  |                      | <b>22,832</b> | <b>8,644</b> | <b>34,536</b> | <b>2,318</b> | <b>20,748</b>     | <b>10,046</b> | <b>29,990</b> | <b>5,234</b> |

\*\* New MCO in Zone

Racial/Ethnic information is self-reported by consumers.

***Northeast cont.***

|               |                      | 57 Sullivan | 58 Susquehanna | 59 Tioga     | 60 Union     | 64 Wayne     | 66 Wyoming   | Northeast      |
|---------------|----------------------|-------------|----------------|--------------|--------------|--------------|--------------|----------------|
| Other/Unknown | 41 AmeriHealth NE    | 0           | 0              | 0            | 0            | 0            | 0            | 8              |
|               | 44 Geisinger         | 0           | 0              | 0            | 0            | 0            | 0            | 25             |
|               | 3F Health Partners** | 0           | 0              | 1            | 0            | 0            | 1            | 6              |
|               | 3G UPMC**            | 0           | 0              | 0            | 0            | 0            | 0            | 9              |
|               | Northeast MCOs       | 0           | 0              | 1            | 0            | 0            | 1            | 48             |
| Non-Hispanic  | 41 AmeriHealth NE    | 192         | 1,616          | 6,027        | 938          | 1,966        | 887          | 93,488         |
|               | 44 Geisinger         | 572         | 5,234          | 1,448        | 3,101        | 5,783        | 3,752        | 187,264        |
|               | 3F Health Partners** | 26          | 199            | 188          | 77           | 200          | 125          | 9,971          |
|               | 3G UPMC**            | 79          | 362            | 565          | 219          | 353          | 172          | 16,343         |
|               | Northeast MCOs       | 869         | 7,411          | 8,228        | 4,335        | 8,302        | 4,936        | 307,066        |
| Hispanic      | 41 AmeriHealth NE    | 1           | 70             | 76           | 64           | 135          | 22           | 23,202         |
|               | 44 Geisinger         | 11          | 142            | 8            | 267          | 289          | 105          | 32,526         |
|               | 3F Health Partners** | 0           | 9              | 1            | 7            | 19           | 3            | 2,157          |
|               | 3G UPMC**            | 0           | 9              | 18           | 18           | 15           | 3            | 2,746          |
|               | Northeast MCOs       | 12          | 230            | 103          | 356          | 458          | 133          | 60,631         |
| <b>TOTAL</b>  |                      | <b>881</b>  | <b>7,641</b>   | <b>8,332</b> | <b>4,691</b> | <b>8,760</b> | <b>5,070</b> | <b>367,745</b> |

\*\* New MCO in Zone

Racial/Ethnic information is self-reported by consumers.

| SOUTHEAST    |              |                |                    |                |                      |                   |                |
|--------------|--------------|----------------|--------------------|----------------|----------------------|-------------------|----------------|
|              |              | 42 United      | 45 Health Partners | 47 Keystone    | 3D Geisinger**       | 3E UPMC**         | TOTAL          |
| < 21 Yrs     | Female       | 22,972         | 63,259             | 131,985        | 2,681                | 4,054             | 224,951        |
|              | Male         | 24,368         | 65,883             | 143,376        | 2,908                | 4,375             | 240,910        |
|              | <b>Total</b> | <b>47,340</b>  | <b>129,142</b>     | <b>275,361</b> | <b>5,589</b>         | <b>8,429</b>      | <b>465,861</b> |
| 22-45 Yrs    | Female       | 22,073         | 59,176             | 99,311         | 3,283                | 4,653             | 188,496        |
|              | Male         | 20,658         | 40,382             | 64,074         | 4,152                | 5,219             | 134,485        |
|              | <b>Total</b> | <b>42,731</b>  | <b>99,558</b>      | <b>163,385</b> | <b>7,435</b>         | <b>9,872</b>      | <b>322,981</b> |
| 46-64 Yrs    | Female       | 7,209          | 21,510             | 35,864         | 924                  | 1,483             | 66,990         |
|              | Male         | 8,578          | 19,741             | 32,040         | 1,361                | 1,907             | 63,627         |
|              | <b>Total</b> | <b>15,787</b>  | <b>41,251</b>      | <b>67,904</b>  | <b>2,285</b>         | <b>3,390</b>      | <b>130,617</b> |
| Over 64 Yrs  | Female       | 577            | 1,454              | 2,487          | 107                  | 152               | 4,777          |
|              | Male         | 446            | 1,043              | 1,669          | 84                   | 114               | 3,356          |
|              | <b>Total</b> | <b>1,023</b>   | <b>2,497</b>       | <b>4,156</b>   | <b>191</b>           | <b>266</b>        | <b>8,133</b>   |
| <b>TOTAL</b> |              | <b>106,881</b> | <b>272,448</b>     | <b>510,806</b> | <b>15,500</b>        | <b>21,957</b>     | <b>927,592</b> |
| SOUTHWEST    |              |                |                    |                |                      |                   |                |
|              |              | 31 Highmark    | 34 UPMC            | 3A Geisinger   | 3B Health Partners** | 3C Ameri-Health** | TOTAL          |
| < 21 Yrs     | Female       | 31,345         | 82,994             | 2,283          | 2,731                | 3,269             | 122,622        |
|              | Male         | 33,200         | 90,263             | 2,484          | 2,906                | 3,378             | 132,231        |
|              | <b>Total</b> | <b>64,545</b>  | <b>173,257</b>     | <b>4,767</b>   | <b>5,637</b>         | <b>6,647</b>      | <b>254,853</b> |
| 22-45 Yrs    | Female       | 28,463         | 70,589             | 2,698          | 3,008                | 3,869             | 108,627        |
|              | Male         | 18,976         | 46,408             | 3,150          | 3,308                | 3,913             | 75,755         |
|              | <b>Total</b> | <b>47,439</b>  | <b>116,997</b>     | <b>5,848</b>   | <b>6,316</b>         | <b>7,782</b>      | <b>184,382</b> |
| 46-64 Yrs    | Female       | 11,791         | 30,121             | 869            | 993                  | 1,334             | 45,108         |
|              | Male         | 9,574          | 24,947             | 1,225          | 1,297                | 1,678             | 38,721         |
|              | <b>Total</b> | <b>21,365</b>  | <b>55,068</b>      | <b>2,094</b>   | <b>2,290</b>         | <b>3,012</b>      | <b>83,829</b>  |
| Over 64 Yrs  | Female       | 195            | 618                | 30             | 24                   | 45                | 912            |
|              | Male         | 150            | 449                | 21             | 27                   | 35                | 682            |
|              | <b>Total</b> | <b>345</b>     | <b>1,067</b>       | <b>51</b>      | <b>51</b>            | <b>80</b>         | <b>1,594</b>   |
| <b>TOTAL</b> |              | <b>133,694</b> | <b>346,389</b>     | <b>12,760</b>  | <b>14,294</b>        | <b>17,521</b>     | <b>524,658</b> |

\* Formerly Gateway Health Plan

Source: PA Department of Human Services Enterprise Data Warehouse – Updated 3/11/24

\*\* New MCO in Zone

cont.

| LEHIGH/CAPITAL |              |                |                 |                 |                      |                      |                |
|----------------|--------------|----------------|-----------------|-----------------|----------------------|----------------------|----------------|
|                |              | 51 Highmark    | 54 UPMC         | 57 Ameri-Health | 3K Geisinger**       | 3L Health Partners** | TOTAL          |
| < 21 Yrs       | Female       | 49,602         | 28,713          | 60,372          | 5,748                | 6,117                | 150,552        |
|                | Male         | 53,320         | 30,904          | 64,008          | 6,204                | 6,304                | 160,740        |
|                | <b>Total</b> | <b>102,922</b> | <b>59,617</b>   | <b>124,380</b>  | <b>11,952</b>        | <b>12,421</b>        | <b>311,292</b> |
| 22-45 Yrs      | Female       | 37,251         | 23,763          | 47,685          | 5,279                | 5,933                | 119,911        |
|                | Male         | 21,080         | 16,490          | 26,619          | 4,490                | 4,632                | 73,311         |
|                | <b>Total</b> | <b>58,331</b>  | <b>40,253</b>   | <b>74,304</b>   | <b>9,769</b>         | <b>10,565</b>        | <b>193,222</b> |
| 46-64 Yrs      | Female       | 13,536         | 8,411           | 17,653          | 1,695                | 1,858                | 43,153         |
|                | Male         | 10,336         | 7,833           | 12,839          | 1,880                | 1,897                | 34,785         |
|                | <b>Total</b> | <b>23,872</b>  | <b>16,244</b>   | <b>30,492</b>   | <b>3,575</b>         | <b>3,755</b>         | <b>77,938</b>  |
| Over 64 Yrs    | Female       | 602            | 411             | 982             | 106                  | 99                   | 2,200          |
|                | Male         | 316            | 287             | 508             | 59                   | 61                   | 1,231          |
|                | <b>Total</b> | <b>918</b>     | <b>698</b>      | <b>1,490</b>    | <b>165</b>           | <b>160</b>           | <b>3,431</b>   |
| <b>TOTAL</b>   |              | <b>186,043</b> | <b>116,812</b>  | <b>230,666</b>  | <b>25,461</b>        | <b>26,901</b>        | <b>585,883</b> |
| NORTHWEST      |              |                |                 |                 |                      |                      |                |
|                |              | 35 UPMC        | 37 Ameri-Health | 3H Geisinger**  | 3J Health Partners** | TOTAL                |                |
| < 21 Yrs       | Female       | 31,967         | 6,101           | 1,691           | 1,777                | 41,536               |                |
|                | Male         | 34,014         | 6,597           | 1,750           | 1,790                | 44,151               |                |
|                | <b>Total</b> | <b>65,981</b>  | <b>12,698</b>   | <b>3,441</b>    | <b>3,567</b>         | <b>85,687</b>        |                |
| 22-45 Yrs      | Female       | 25,372         | 5,489           | 1,470           | 1,702                | 34,033               |                |
|                | Male         | 16,211         | 4,539           | 1,437           | 1,694                | 23,881               |                |
|                | <b>Total</b> | <b>41,583</b>  | <b>10,028</b>   | <b>2,907</b>    | <b>3,396</b>         | <b>57,914</b>        |                |
| 46-64 Yrs      | Female       | 10,674         | 2,299           | 538             | 535                  | 14,046               |                |
|                | Male         | 8,383          | 2,193           | 596             | 706                  | 11,878               |                |
|                | <b>Total</b> | <b>19,057</b>  | <b>4,492</b>    | <b>1,134</b>    | <b>1,241</b>         | <b>25,924</b>        |                |
| Over 64 Yrs    | Female       | 99             | 31              | 6               | 4                    | 140                  |                |
|                | Male         | 99             | 22              | 9               | 9                    | 139                  |                |
|                | <b>Total</b> | <b>198</b>     | <b>53</b>       | <b>15</b>       | <b>13</b>            | <b>279</b>           |                |
| <b>TOTAL</b>   |              | <b>126,819</b> | <b>27,271</b>   | <b>7,497</b>    | <b>8,217</b>         | <b>169,804</b>       |                |

\* Formerly Gateway Health Plan

Source: PA Department of Human Services Enterprise Data Warehouse – Updated 3/11/24

\*\* New MCO in Zone

*cont.*

| NORTHEAST    |              |                |                |                      |               |                |
|--------------|--------------|----------------|----------------|----------------------|---------------|----------------|
|              |              | 41 AmeriHealth | 44 Geisinger   | 3F Health Partners** | 3G UPMC**     | TOTAL          |
| < 21 Yrs     | Female       | 28,686         | 54,080         | 2,520                | 4,006         | 89,292         |
|              | Male         | 30,653         | 58,203         | 2,699                | 4,403         | 95,958         |
|              | <b>Total</b> | <b>59,339</b>  | <b>112,283</b> | <b>5,219</b>         | <b>8,409</b>  | <b>185,250</b> |
| 22-45 Yrs    | Female       | 24,396         | 45,036         | 2,615                | 3,926         | 75,973         |
|              | Male         | 15,203         | 28,150         | 2,372                | 3,500         | 49,225         |
|              | <b>Total</b> | <b>39,599</b>  | <b>73,186</b>  | <b>4,987</b>         | <b>7,426</b>  | <b>125,198</b> |
| 46-64 Yrs    | Female       | 9,711          | 19,049         | 865                  | 1,547         | 31,172         |
|              | Male         | 7,568          | 14,556         | 995                  | 1,621         | 24,740         |
|              | <b>Total</b> | <b>17,279</b>  | <b>33,605</b>  | <b>1,860</b>         | <b>3,168</b>  | <b>55,912</b>  |
| Over 64 Yrs  | Female       | 312            | 475            | 36                   | 60            | 883            |
|              | Male         | 169            | 266            | 32                   | 35            | 502            |
|              | <b>Total</b> | <b>481</b>     | <b>741</b>     | <b>68</b>            | <b>95</b>     | <b>1,385</b>   |
| <b>TOTAL</b> |              | <b>116,698</b> | <b>219,815</b> | <b>12,134</b>        | <b>19,098</b> | <b>367,745</b> |

\*\* New MCO in Zone



| SOUTHEAST      |                |                    |                |                      |                      |                |
|----------------|----------------|--------------------|----------------|----------------------|----------------------|----------------|
|                | 42 United      | 45 Health Partners | 47 Keystone    | 3D Geisinger**       | 3E UPMC**            | TOTAL          |
| < 21 Yrs       | 47,340         | 129,142            | 275,361        | 5,589                | 8,429                | 465,861        |
| 22-45 Yrs      | 42,731         | 99,558             | 163,385        | 7,435                | 9,872                | 322,981        |
| 46-64 Yrs      | 15,787         | 41,251             | 67,904         | 2,285                | 3,390                | 130,617        |
| Over 64 Yrs    | 1,023          | 2,497              | 4,156          | 191                  | 266                  | 8,133          |
| <b>TOTAL</b>   | <b>106,881</b> | <b>272,448</b>     | <b>510,806</b> | <b>15,500</b>        | <b>21,957</b>        | <b>927,592</b> |
| SOUTHWEST      |                |                    |                |                      |                      |                |
|                | 31 Highmark    | 34 UPMC            | 3A Geisinger** | 3B Health Partners** | 3C Ameri-Health**    | TOTAL          |
| < 21 Yrs       | 64,545         | 173,257            | 4,767          | 5,637                | 6,647                | 254,853        |
| 22-45 Yrs      | 47,439         | 116,997            | 5,848          | 6,316                | 7,782                | 184,382        |
| 46-64 Yrs      | 21,365         | 55,068             | 2,094          | 2,290                | 3,012                | 83,829         |
| Over 64 Yrs    | 345            | 1,067              | 51             | 51                   | 80                   | 1,594          |
| <b>TOTAL</b>   | <b>133,694</b> | <b>346,389</b>     | <b>12,760</b>  | <b>14,294</b>        | <b>17,521</b>        | <b>524,658</b> |
| LEHIGH/CAPITAL |                |                    |                |                      |                      |                |
|                | 51 Highmark    | 54 UPMC            | 57 AmeriHealth | 3K Geisinger**       | 3L Health Partners** | TOTAL          |
| < 21 Yrs       | 102,922        | 59,617             | 124,380        | 11,952               | 12,421               | 311,292        |
| 22-45 Yrs      | 58,331         | 40,253             | 74,304         | 9,769                | 10,565               | 193,222        |
| 46-64 Yrs      | 23,872         | 16,244             | 30,492         | 3,575                | 3,755                | 77,938         |
| Over 64 Yrs    | 918            | 698                | 1,490          | 165                  | 160                  | 3,431          |
| <b>TOTAL</b>   | <b>186,043</b> | <b>116,812</b>     | <b>230,666</b> | <b>25,461</b>        | <b>26,901</b>        | <b>585,883</b> |

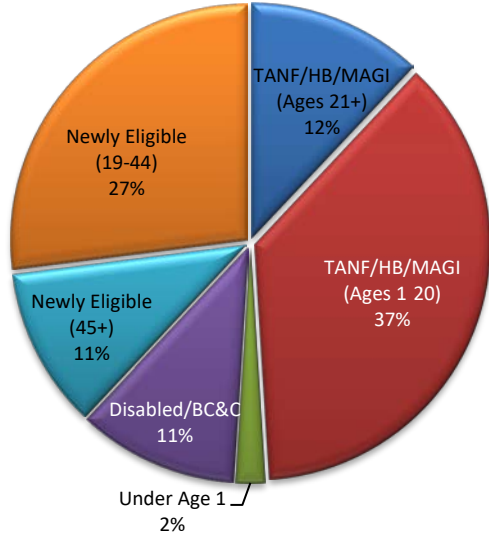
\* Formerly Gateway Health Plan

\*\* New MCO in Zone

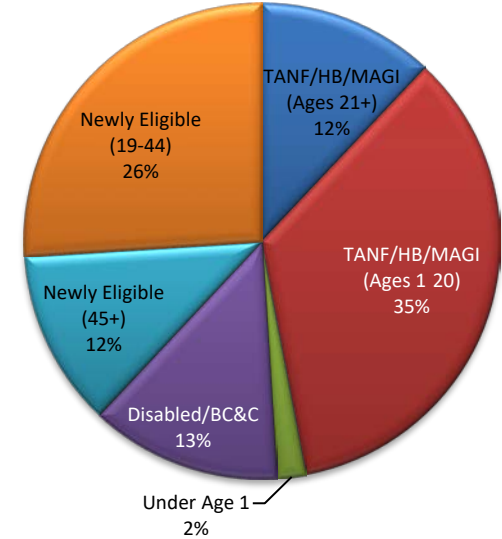
*cont.*

| NORTHWEST    |  |                |                |                      |                      |                |
|--------------|--|----------------|----------------|----------------------|----------------------|----------------|
|              |  | 35 UPMC        | 37 AmeriHealth | 3H Geisinger**       | 3J Health Partners** | TOTAL          |
| < 21 Yrs     |  | 65,981         | 12,698         | 3,441                | 3,567                | 85,687         |
| 22-45 Yrs    |  | 41,583         | 10,028         | 2,907                | 3,396                | 57,914         |
| 46-64 Yrs    |  | 19,057         | 4,492          | 1,134                | 1,241                | 25,924         |
| Over 64 Yrs  |  | 198            | 53             | 15                   | 13                   | 279            |
| <b>TOTAL</b> |  | <b>126,819</b> | <b>27,271</b>  | <b>7,497</b>         | <b>8,217</b>         | <b>169,804</b> |
| NORTHEAST    |  |                |                |                      |                      |                |
|              |  | 41 AmeriHealth | 44 Geisinger   | 3F Health Partners** | 3G UPMC**            | TOTAL          |
| < 21 Yrs     |  | 59,339         | 112,283        | 5,219                | 8,409                | 185,250        |
| 22-45 Yrs    |  | 39,599         | 73,186         | 4,987                | 7,426                | 125,198        |
| 46-64 Yrs    |  | 17,279         | 33,605         | 1,860                | 3,168                | 55,912         |
| Over 64 Yrs  |  | 481            | 741            | 68                   | 95                   | 1,385          |
| <b>TOTAL</b> |  | <b>116,698</b> | <b>219,815</b> | <b>12,134</b>        | <b>19,098</b>        | <b>367,745</b> |

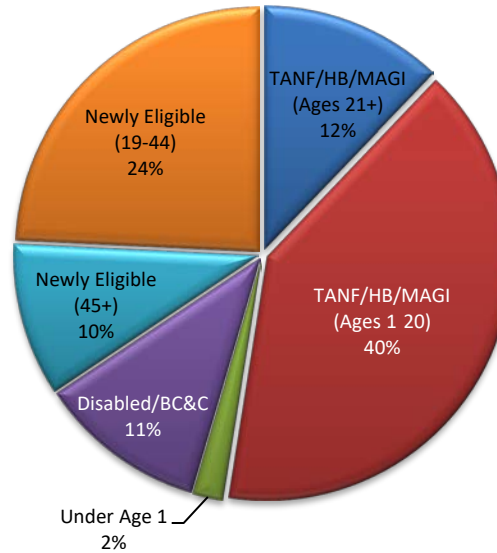
### Southeast



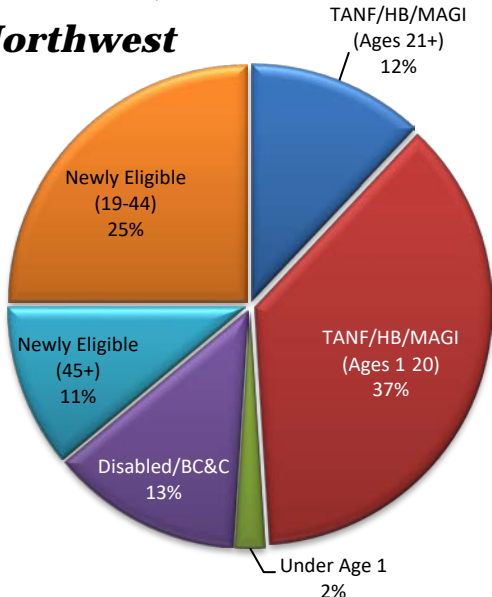
### Southwest



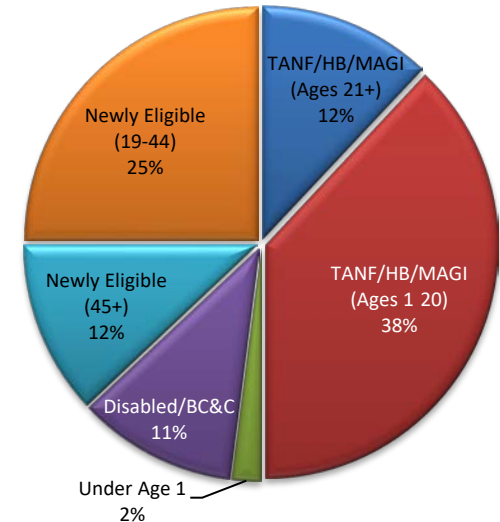
### Lehigh/Capital



### Northwest



### Northeast



Source: Bureau of Fiscal Management

**New Categories of Aid:** TANF/HB/MAGI is Temporary Assistance for Needy Families, Healthy Beginnings, and Modified Adjusted Gross Income.

The table displays the total number of new members that voluntarily enrolled in HealthChoices and selected a PCP as a percentage of total new members that voluntarily enrolled in HealthChoices.

| <b>February 2024</b> |                   |
|----------------------|-------------------|
| <b>Zone</b>          | <b>Percentage</b> |
| Southeast            | 78.0%             |
| Southwest            | 77.1%             |
| Lehigh/Capital       | 76.8%             |
| Northwest            | 78.0%             |
| Northeast            | 75.3%             |
| <b>Total</b>         | <b>77.1%</b>      |

## ***Useful Information***

**To view a complete Pennsylvania Medicaid Managed Care Organization (MCO) Directory go to [Managed Care Information \(pa.gov\)](#) and choose the Pennsylvania Medicaid MCO Directory.**