



**Commonwealth of Pennsylvania
Department of Human Services
Office of Mental Health and Substance Abuse Services**

**2018 External Quality Review Report
Magellan Behavioral Health**

FINAL
April 30, 2019



Better healthcare,
realized.

Corporate Headquarters
1979 Marcus Avenue
Lake Success, NY 11042-1072
(516) 326-7767
ipro.org

ISO
9001:2008
CERTIFIED

Table of Contents

Introduction	5
Overview	5
Objectives.....	5
Report Structure	5
Supplemental Materials.....	6
I: Structure and Operations Standards	7
Organization of the HealthChoices Behavioral Health Program.....	7
Methodology.....	7
Data Sources	8
Program Evaluation Performance Summary Substandards Pertinent to BBA Regulations for MBH	8
Determination of Compliance.....	10
Format.....	10
Findings	11
Subpart C: Enrollee Rights and Protections	11
Subpart D: Quality Assessment and Performance Improvement Regulations	12
Subpart F: Federal and State Grievance System Standards.....	15
II: Performance Improvement Projects	20
Background	20
Validation Methodology	21
Review Element Designation/Weighting	22
Overall Project Performance Score.....	22
Scoring Matrix	23
Findings	23
III: Performance Measures	25
Follow-up After Hospitalization for Mental Illness	25
Measure Selection and Description	26
Eligible Population	26
HEDIS Follow-up Indicators.....	26
PA-Specific Follow-up Indicators.....	26
Quality Indicator Significance	27
Methodology.....	28
Performance Goals.....	28
Data Analysis	29
Limitations.....	30
Findings	30
Conclusion and Recommendations.....	43
Readmission Within 30 Days of Inpatient Psychiatric Discharge	43
Eligible Population	44
Methodology.....	44
Performance Goals.....	44
Findings	44
Conclusion and Recommendations.....	48
Initiation and Engagement of Alcohol and Other Drug Dependence Treatment	48
Quality Indicator Significance	49
Eligible Population	49
Numerators	49
Methodology.....	49
Limitations.....	50
Findings	50
Conclusion and Recommendations.....	59
IV: Quality Studies	60
Certified Community Behavioral Health Clinics	60

V: 2017 Opportunities for Improvement – MCO Response	61
Current and Proposed Interventions	61
Corrective Action Plan for Partial and Non-compliant PEPS Standards.....	75
Root Cause Analysis and Action Plan	75
VI: 2018 Strengths and Opportunities for Improvement	83
Strengths	83
Opportunities for Improvement	83
Performance Measure Matrices	84
VII: Summary of Activities	87
Structure and Operations Standards	87
Performance Improvement Projects	87
Performance Measures.....	87
2017 Opportunities for Improvement MCO Response.....	87
2018 Strengths and Opportunities for Improvement.....	87
References	88
Appendices	90
Appendix A. Required PEPS Substandards Pertinent to BBA Regulations.....	90
Appendix B. OMHSAS-Specific PEPS Substandards	100
Appendix C: Program Evaluation Performance Summary: OMHSAS-Specific Substandards for MBH Counties.....	102

List of Tables and Figures

Table 1.1: HealthChoices Oversight Entities, HC BH Contractors and Counties	7
Table 1.2: Tally of Substandards Pertinent to BBA Regulations Reviewed for MBH	9
Table 1.3: Compliance with Enrollee Rights and Protections Regulations	11
Table 1.4: Compliance with Quality Assessment and Performance Improvement Regulations	13
Table 1.5: Compliance with Federal and State Grievance System Standards	16
Table 2.1: Review Element Scoring Designations and Definitions.....	22
Table 2.2: Review Element Scoring Weights.....	22
Table 2.3: PIP Scoring Matrix: Successful Transition from Inpatient to Ambulatory Care	23
Table 3.1: MY 2017 HEDIS FUH 7- and 30-Day Follow-up Indicators (6–64 Years)	31
Figure 3.1: MY 2017 HEDIS FUH 7- and 30-Day Follow-up Rates (6–64 Years).	32
Figure 3.2: Comparison of MBH Contractor MY 2017 HEDIS FUH 7- and 30-Day Follow-up Rates (6–64 Years) versus HealthChoices (Statewide) MY 2017 HEDIS FUH Follow-up Rates (6–64 Years).	33
Table 3.2: MY 2017 HEDIS FUH 7- and 30-Day Follow-up Indicators (Overall).....	34
Figure 3.3: MY 2017 HEDIS FUH 7- and 30-Day Follow-up Rates (Overall).....	35
Figure 3.4: Comparison of MBH Contractor MY 2017 HEDIS FUH 7- and 30-Day Follow-up Rates (Overall) versus HealthChoices (Statewide) MY 2017 HEDIS FUH Follow-up Rates (Overall).	36
Table 3.3: MY 2017 HEDIS FUH 7- and 30-Day Follow-up Indicators (6–20 Years)	37
Figure 3.5: MY 2017 HEDIS FUH 7- and 30-Day Follow-up Rates (6–20 Years).	38
Figure 3.6: Comparison of MBH Contractor MY 2017 HEDIS FUH 7- and 30-Day Follow-up Rates (6–20 Years) versus HealthChoices (Statewide) MY 2017 HEDIS FUH Follow-up Rates (6–20 Years).	39
Table 3.4: MY 2017 PA-Specific FUH 7- and 30-Day Follow-up Indicators (Overall)	40
Figure 3.7: MY 2017 PA-Specific FUH 7- and 30-Day Follow-up Rates (Overall).	41
Figure 3.8: Comparison of MBH Contractor MY 2017 PA-Specific FUH 7- and 30-Day Follow-up Rates (Overall) versus HealthChoices (Statewide) MY 2017 PA-Specific FUH Follow-up Rates (Overall).	42
Table 3.5: MY 2017 REA Readmission Indicators.....	45
Figure 3.9: MY 2017 REA Readmission Rates.....	46
Figure 3.10: Comparison of MBH Contractor MY 2017 REA Readmission Rates (Overall) versus HealthChoices (Statewide) MY 2017 REA Readmission Rates (Overall).....	47
Table 3.6: MY 2017 IET Initiation and Engagement Indicators (13–17 Years).....	51

Figure 3.11: MY 2017 IET Initiation and Engagement Rates (13–17 Years)..... 52

Figure 3.12: Comparison of MBH Contractor MY 2017 IET Rates (13–17 Years) versus HealthChoices (Statewide) MY 2017 IET Rates (13–17 Years)..... 53

Table 3.7: MY 2017 IET Initiation and Engagement Indicators (18+Years)..... 53

Figure 3.13: MY 2017 IET Initiation and Engagement Rates (18+ Years)..... 54

Figure 3.14: Comparison of MBH Contractor MY 2017 IET Rates (18+ Years) versus HealthChoices (Statewide) MY 2017 IET Rates (18+ Years)..... 55

Table 3.8: MY 2017 IET Initiation and Engagement Indicators (Overall)..... 56

Figure 3.15: MY 2017 IET Initiation and Engagement Rates (Overall)..... 57

Figure 3.16: Comparison of MBH Contractor MY 2017 IET Rates (Overall) versus HealthChoices (Statewide) MY 2017 IET Rates (Overall)..... 58

Table 5.1: MBH’s Responses to Opportunities for Improvement Cited by IPRO in the 2017 EQR Technical Report..... 61

Table 5.2: MBH, RCA, and CAP for the FUH 7- and 30-day Measures (6–64 Years) 76

Table 6.1: BH-MCO Performance Matrix for MY 2017 PA-Specific 7- and 30-Day Follow-up After Hospitalization and MY 2017 Readmission Within 30 Days of Inpatient Psychiatric Discharge (Overall) 84

Table 6.2: MY 2017 PA-Specific 7- and 30-Day Follow-up after Hospitalization and MY 2017 Readmission Within 30 Days of Inpatient Psychiatric Discharge Rates, Compared Year-over-Year and to HC BH Statewide (Overall) 85

Table 6.3: BH-MCO Performance Matrix for MY 2017 HEDIS FUH 7- and 30-Day Follow-up After Hospitalization (6–64 Years) 85

Table 6.4: BH-MCO’s MY 2017 FUH Rates Compared to the Corresponding MY 2017 HEDIS 75th Percentiles (6–64 Years) 86

Table A.1: Required PEPS Substandards Pertinent to BBA Regulations 90

Table B.1: OMHSAS-Specific PEPS Substandards 100

Table C.1: Tally of OMHSAS-Specific Substandards Reviewed for MBH 102

Table C.2: OMHSAS-Specific Requirements Relating to Care Management 103

Table C.3: OMHSAS-Specific Requirements Relating to Second-Level Complaints and Grievances 103

Table C.4: OMHSAS-Specific Requirements Relating to Denials..... 104

Table C.5: OMHSAS-Specific Requirements Relating to Executive Management 105

Table C.6: OMHSAS-Specific Requirements Relating to Enrollee Satisfaction..... 105

HEDIS and The Quality Compass are registered trademarks of the National Committee for Quality Assurance (NCQA). NCQA™ is a trademark of the National Committee for Quality Assurance.

Introduction

The final rule of the Balanced Budget Act (BBA) of 1997 requires that state agencies contract with an External Quality Review Organization (EQRO) to conduct an annual external quality review (EQR) of the services provided by contracted Medicaid Managed Care Organizations (MCOs). This EQR must include an analysis and evaluation of aggregated information on quality, timeliness and access to the health care services that a MCO furnishes to Medicaid recipients.

Overview

HealthChoices (HC) Behavioral Health (BH) is the mandatory managed care program which provides Medical Assistance recipients with behavioral health services in the Commonwealth of Pennsylvania (PA). The PA Department of Human Services (DHS) Office of Mental Health and Substance Abuse Services (OMHSAS) contracted with IPRO (Island Peer Review Organization) as its EQRO to conduct the 2018 EQRs for HC BH MCOs and to prepare the technical reports. The subject of this report is one HC BH MCO, Magellan Behavioral Health (MBH). Subsequent references to “MCO” in this report refer specifically to this HC BH MCO.

Objectives

The EQR-related activities that must be included in the detailed technical reports are as follows:

- review to determine plan compliance with structure and operations standards established by the State (42 CFR 438.358),
- validation of performance improvement projects, and
- validation of MCO performance measures.

Report Structure

This technical report includes seven core sections:

- I. Structure and Operations Standards
- II. Performance Improvement Projects
- III. Performance Measures
- IV. Quality Study
- V. 2017 Opportunities for Improvement - MCO Response
- VI. 2018 Strengths and Opportunities for Improvement
- VII. Summary of Activities

For the MCO, the information for compliance with the Structure and Operations Standards section of the report is derived from monitoring and reviews conducted by OMHSAS, as well as the oversight functions of the county or contracted entity when applicable, against the Commonwealth’s Program Evaluation Performance Summary (PEPS) Review Application and/or Readiness Assessment Instrument (RAI), as applicable. Information for Sections II and III of this report is derived from IPRO’s validation of the MCO’s performance improvement projects (PIPs) and performance measure submissions. The Performance Measure validation, as conducted by IPRO, included a repeated measurement of three Performance Measures: Follow-up After Hospitalization for Mental Illness, Readmission Within 30 Days of Inpatient Psychiatric Discharge, and Initiation and Engagement of Alcohol and Other Drug Dependence Treatment. Section V, 2017 Opportunities for Improvement – MCO Response, includes the MCO’s responses to opportunities for improvement noted in the 2017 EQR Technical Report and presents the degree to which the MCO addressed each opportunity for improvement. Section VI has a summary of the MCO’s strengths and opportunities for improvement for this review period (2018), as determined by IPRO, and a “report card” of the MCO’s performance as related to the quality indicators (QIs) included in the EQR evaluation for HC BH Quality Performance of the MCO. Lastly, Section VII provides a summary of EQR activities for the MCO for this review period, an appendix that includes crosswalks of PEPS standards to pertinent BBA Regulations and to OMHSAS-specific PEPS Substandards, as well as results of the PEPS review for OMHSAS-specific standards, followed by a list of literature references cited in this report.

Supplemental Materials

Upon request, the following supplemental materials can be made available:

- The MCO's BBA Report for RY 2017, and
- The MCO's Annual PIP Review for RY 2018.

I: Structure and Operations Standards

This section of the EQR report presents a review by IPRO of the BH-MCO's compliance with the structure and operations standards. In review year (RY) 2017, 67 Pennsylvania counties participated in this compliance evaluation.

Organization of the HealthChoices Behavioral Health Program

OMHSAS determined that the county governments would be offered the right of first opportunity to enter into capitated agreements with the Commonwealth for the administration of the HealthChoices Behavioral Health (HC BH) Program, the mandatory managed care program that provides Medical Assistance recipients with services to treat mental health and/or substance abuse diagnoses/disorders. Forty-three (43) of the 67 counties have signed agreements using the right of first opportunity and have sub-contracted with a private sector behavioral health managed care organization (BH-MCO) to manage the HC BH Program. Twenty-four (24) counties have elected not to enter into a capitated agreement and, as such, the DHS/OMHSAS holds agreements directly with two BH-MCOs to directly manage the HC BH Program in those counties. In the interest of operational efficiency, numerous counties have come together to create HealthChoices Oversight Entities that coordinate the HC BH Contractors while providing an oversight function of the BH-MCOs.

In some cases the HealthChoices Oversight Entity is the HealthChoices Behavioral Health (HC BH) Contractor and, in other cases, multiple HC BH Contractors contract with a HealthChoices Oversight Entity to manage their HealthChoices Behavioral Health Program. Operational reviews are completed for each HealthChoices Oversight Entity. The Department holds the HC BH Program Standards and Requirements (PS&R) Agreement with the HC BH Contractors, who, in turn, contract with a private-sector BH-MCO. The HC BH Contractor is responsible for their regulatory compliance to federal and state regulations and the HC BH PS&R Agreement compliance. The HC BH PS&R Agreement includes the HC BH Contractor's responsibility for the oversight of BH-MCO's compliance.

Bucks, Delaware, Lehigh, Montgomery, and Northampton Counties hold contracts with MBH. All counties associated with MBH are individual HC BH Contractors. In Calendar Year 2017, Cambria County moved from VBH to MBH. If a County is contracted with more than one BH-MCO in the review period, compliance findings for that County are not included in the PEPS section for either BH-MCO for a three-year period.

Table 1.1 shows the name of the HealthChoices Oversight Entity, the associated HealthChoices HC BH Contractor(s), and the county(ies) encompassed by each HC BH Contractor.

Table 1.1: HealthChoices Oversight Entities, HC BH Contractors and Counties

HealthChoices Oversight Entity	HC BH Contractor	County
Bucks County Behavioral Health	Bucks County	Bucks County
Delaware County – DelCare Program	Delaware County	Delaware County
Lehigh County HealthChoices	Lehigh County	Lehigh County
Montgomery County Behavioral Health	Montgomery County	Montgomery County
Northampton County	Northampton County	Northampton County

Methodology

The findings in this section of the report are based on IPRO's assessment of data provided by OMHSAS resulting from the evaluation of MBH by OMHSAS monitoring staff within the past three review years (RYs 2017, 2016, 2015). These evaluations are performed at the BH-MCO and HealthChoices Oversight Entity levels, and the findings are reported in OMHSAS's PEPS Review Application for RY 2017. OMHSAS opts to review compliance standards on a rotating basis due to the complexities of multi-county reviews. Some standards are reviewed annually, while others are reviewed triennially. In addition to those standards reviewed annually and triennially, some substandards are considered Readiness Review items only. Substandards reviewed at the time of the Readiness Review upon initiation of the HealthChoices Behavioral Health Program contract are documented in the RAI. If the Readiness Review occurred within the three-year timeframe under consideration, the RAI was provided to IPRO. For those HealthChoices Oversight Entities and BH-MCOs that completed their Readiness Reviews outside of the current three-year time frame, the Readiness

Review Substandards were deemed as complete. As necessary, the HealthChoices Behavioral Health Program's Program Standards and Requirements (PS&R) are also used.

Data Sources

The documents informing the current report include the review of structure and operations standards completed by OMHSAS in August 2018 and entered into the PEPS Application as of October 2018 for RY 2017. Information captured within the PEPS Application informs this report. The PEPS Application is a comprehensive set of monitoring standards that OMHSAS staff reviews on an ongoing basis for each HealthChoices Oversight Entity/BH-MCO. Within each standard, the PEPS Application specifies the substandards or items for review, the supporting documents to be reviewed to determine compliance with each standard, the date of the review, the reviewer's initials, and an area to collect additional reviewer comments. Based on the PEPS Application, a HealthChoices Oversight Entity/BH-MCO is evaluated against substandards that crosswalk to pertinent BBA regulations, as well as related supplemental OMHSAS-specific PEPS Substandards that are part of OMHSAS's more rigorous monitoring criteria.

At the implementation of the PEPS Application in 2004, IPRO evaluated the standards in the Application and created a crosswalk to pertinent BBA regulations. For standards with substandards, all of the substandards within the standard informed the compliance determination of the corresponding BBA category. In 2009, as requested by OMHSAS, IPRO conducted a re-assessment of the crosswalk to distinguish the substandards required for fulfilling BBA requirements and those that are supplemental (i.e., state-specific) as part of OMHSAS's ongoing monitoring. In the amended crosswalk, the supplemental substandards no longer contribute to the compliance determination of the individual BBA categories. For example, findings for PEPS Substandards concerning first-level complaints and grievances inform the compliance determination of the BBA categories relating to Federal & State Grievance Systems Standards. All of the PEPS Substandards concerning second-level complaints and grievances are considered OMHSAS-specific Substandards, and their compliance statuses are not used to make the compliance determination of the applicable BBA category. Substandards are sometimes added or otherwise changed on the crosswalk which may change the category-tally of standards from year to year. As was done for prior technical reports, review findings pertaining to the required BBA regulations are presented in this chapter. The RY 2017 findings for selected OMHSAS-specific Substandards are reported in **Appendix C**. The crosswalk of PEPS Substandards to pertinent BBA regulations and a list of the OMHSAS-specific PEPS Substandards can be found in **Appendix A** and **Appendix B**, respectively.

Because OMHSAS's review of the HealthChoices Oversight Entities and their subcontracted BH-MCOs occurs over a three-year cycle, OMHSAS has the flexibility to assess compliance with the review standards on a staggered basis, provided that all BBA categories are reviewed within that time frame. The PEPS Substandards from RY 2017, RY 2016, and RY 2015 provided the information necessary for the 2018 assessment. Those standards not reviewed through the PEPS system in RY 2017 were evaluated on their performance based on RY 2016 or RY 2015 decisions, or other supporting documentation, if necessary. For those HealthChoices Oversight Entities that completed their Readiness Reviews within the three-year time frame under consideration, RAI Substandards were evaluated when none of the PEPS Substandards crosswalked to a particular BBA category were reviewed.

For MBH, a total of 167 substandards were applicable for the evaluation of HealthChoices Oversight Entity/BH-MCO compliance with the BBA regulations for this review cycle or period (RYs 2015–2017). In addition, 16 OMHSAS-specific items were identified as being related to, but are supplemental to, the BBA regulation requirements. It should be noted that some PEPS Substandards were relevant to more than one BBA regulation or provision, and that one or more provisions apply to each of the categories listed within the subpart headings. Because of this, the same PEPS substandard may contribute more than once to the total number of BBA categories required and/or reviewed. In **Appendix C, Table C.1** provides a count of supplemental OMHSAS-specific items that are not required as part of BBA regulations but are reviewed within the three-year cycle to evaluate the BH-MCO and associated HealthChoices Oversight Entities against other state-specific Structure and Operations Standards.

Program Evaluation Performance Summary Substandards Pertinent to BBA Regulations for MBH

Table 1.2 tallies the PEPs substandards used to evaluate the HealthChoices Oversight Entity/BH-MCO compliance with the BBA regulations and includes counts of the substandards that came under active review during each year of the

current period (RYs 2015–2017). Because compliance categories (first column) may contain substandards that are reviewed either annually or triennially, the total number of PEPS substandards applicable to this year’s (RY 2017) evaluation of HealthChoices Oversight Entity/BH-MCO compliance with the BBA regulations for any given category may not equal the sum of those substandard counts.

Table 1.2: Tally of Substandards Pertinent to BBA Regulations Reviewed for MBH

BBA Regulation	Evaluated PEPS Substandards ¹		PEPS Substandards Under Active Review ²		
	Total	NR	RY 2017	RY 2016	RY 2015
<i>Subpart C: Enrollee Rights and Protections</i>					
Enrollee Rights	14	0	11	3	0
Provider-Enrollee Communications	0	0	0	0	0
Marketing Activities	N/A	N/A	N/A	N/A	N/A
Liability for Payment	0	0	0	0	0
Cost Sharing	0	0	0	0	0
Emergency and Post-Stabilization Services	0	0	0	0	0
Solvency Standards	0	0	0	0	0
<i>Subpart D: Quality Assessment and Performance Improvement</i>					
Elements of State Quality Strategies	0	0	0	0	0
Availability of Services	25	1	17	3	4
Coordination and Continuity of Care	3	0	0	3	0
Coverage and Authorization of Services	5	0	2	3	0
Provider Selection	3	0	3	0	0
Confidentiality	0	0	0	0	0
Subcontractual Relationships and Delegations	8	0	0	0	8
Practice Guidelines	7	0	0	3	4
Quality Assessment and Performance Improvement Program	25	0	18	0	7
Health Information Systems	1	0	0	0	1
<i>Subpart F: Federal & State Grievance Systems Standards</i>					
Statutory Basis and Definitions	11	0	2	9	0
General Requirements	14	0	2	12	0
Notice of Action	13	0	13	0	0
Handling of Grievances and Appeals	11	0	2	9	0
Resolution and Notification: Grievances and Appeals	11	0	2	9	0
Expedited Appeals Process	6	0	2	4	0
Information to Providers and Subcontractors	2	0	0	2	0
Recordkeeping and Recording Requirements	0	0	0	0	0
Continuation of Benefits Pending Appeal & State Fair Hearings	6	0	2	4	0
Effectuation of Reversed Resolutions	6	0	2	4	0
Total	171	1	78	68	24

¹ The total number of required substandards required for the evaluation of HealthChoices Oversight Entity/BH-MCO compliance with the BBA regulations. Any PEPS substandards not reviewed indicate retired substandards previously used to evaluate the BH-MCO.

² The number of substandards that came under active review during the cycle specific to the review year. Due to substandards coming under active review both annually and triennially for each review year, the sum of the substandards that came under review in RY 2017, 2016, and 2015 may not equate to the total number of applicable PEPS substandards for evaluation of the BH-MCO (167 in RY 2017).

RY: Review Year.

NR: Not reviewed.

N/A: Not applicable.

For RY 2017, nine categories – 1) Provider-Enrollee Communications, 2) Marketing Activities, 3) Liability for Payment, 4) Cost Sharing, 5) Emergency and Post-Stabilization Services, 6) Solvency Standards, 7) Elements of State Quality Strategies, 8) Confidentiality, and 9) Recordkeeping and Recording Requirements - were not directly addressed by the PEPS Substandards reviewed. As per OMHSAS’s judgment, seven of the nine categories not covered directly by PEPS are covered in the HealthChoices Behavioral Health Program’s PS&R. Information pertaining to Marketing Activities is not addressed in any of the documents provided because the category is considered Not Applicable for the BH-MCOs. The category of Marketing Activities is Not Applicable because as a result of the Centers for Medicare and Medicaid Services (CMS) HealthChoices waiver, DHS has been granted an allowance to offer only one BH-MCO per county. Compliance for the Cost Sharing category is not assessed by PEPS Substandards, as any cost sharing imposed on Medicaid enrollees is in accordance with CMS regulation 42 CFR 447.50–447.60.

Before 2008, the categories of Solvency Standards and Recordkeeping and Recording Requirements were deemed compliant across all HC BH Contractors and BH-MCOs based on the HealthChoices Behavioral Health Program’s PS&R and Readiness Review assessments, respectively. In 2008, OMHSAS and IPRO revised the documentation requirements for these categories to reflect the ongoing monitoring of these categories. In this 2018 report, the Solvency tracking reports and the quarterly reporting of Complaint and Grievances data were reviewed to determine compliance with the Solvency and Recordkeeping and Recording Requirement standards, respectively.

Determination of Compliance

To evaluate HealthChoices Oversight Entity/BH-MCO compliance on individual provisions, IPRO grouped the required and relevant monitoring substandards by provision and evaluated the HC BH Contractors’ and BH-MCO’s compliance status with regard to the PEPS Substandards. Each substandard was assigned a value of met, partially met or not met in the PEPS Application submitted by the Commonwealth. If a substandard was not evaluated for a particular HealthChoices Oversight Entity/BH-MCO, it was assigned a value of not determined. Compliance with the BBA provisions was then determined based on the aggregate results across the three-year period of the PEPS items linked to each provision. If all items were met, the HealthChoices Oversight Entity/BH-MCO was evaluated as compliant; if some were met and some were partially met or not met, the HealthChoices Oversight Entity/BH-MCO was evaluated as partially compliant. If all items were not met, the HealthChoices Oversight Entity/BH-MCO was evaluated as non-compliant. If no crosswalked items were evaluated for a given provision, and no other source of information was available to determine compliance, a value of not applicable (N/A) was assigned for that provision. A value of null was assigned to a provision when none of the existing PEPS Substandards directly covered the items contained within the provision, or if it was not covered in any other documentation provided. Finally, all compliance results for all provisions within a given category were aggregated to arrive at a summary compliance status for the category. For example, all provisions relating to enrollee rights are summarized under Enrollee Rights - 438.100.

In MY 2017, PEPS Standards 91 and 104 changed from County-Specific Standards to BH-MCO-Specific Standards.

Format

The format for this section of the report was developed to be consistent with the categories prescribed by BBA regulations. This document groups the regulatory requirements under subject headings that are consistent with the three subparts set out in the BBA regulations and described in the *CMS EQR Protocol #1: Assessment of Compliance with Medicaid Managed Care Regulations* (“Quality of Care External Quality Review,” 2012). Under each general subpart heading are the individual regulatory categories appropriate to those headings. IPRO’s findings are presented in a manner consistent with the three subparts in the BBA regulations explained in the Protocol (i.e., Enrollee Rights and Protections, Quality Assessment and Performance Improvement [including access, structure and operation, and measurement and improvement standards]), and Federal and State Grievance System Standards.

This format reflects the goal of the review, which is to gather sufficient foundation for IPRO’s required assessment of the HealthChoices Oversight Entity/BH-MCO’s compliance with BBA regulations as an element of the analysis of their strengths and weaknesses. In addition, this level of analysis avoids any redundancy with the detailed level of review found in the PEPS documents.

Findings

Of the 171 PEPS substandards that were used to evaluate MBH and the five HealthChoices Oversight Entities/HC BH Contractors compliance of BBA regulations in RY 2017, 78 substandards were under active review in RY 2017.

Subpart C: Enrollee Rights and Protections

The general purpose of the regulations included in this subpart is to ensure that each HC BH Contractor/BH-MCO has written policies regarding enrollee rights, complies with applicable Federal and State laws that pertain to enrollee rights, and that the HC BH Contractor/BH-MCO ensures that its staff and affiliated providers take into account those rights when furnishing services to enrollees (42 CFR 438.100 [a], [b]). **Table 1.3** presents the findings by categories consistent with the regulations.

Table 1.3: Compliance with Enrollee Rights and Protections Regulations

Subpart C: Categories	MCO Compliance Status	By HC BH Contractor		Comments
		Fully Compliant	Partially Compliant	
Enrollee Rights 438.100	Partial	None	All MBH HC BH Contractors	14 substandards were crosswalked to this category. Each HC BH Contractor was evaluated on 14 substandards. Each HC BH Contractor was compliant with 11 substandards and non-compliant with 3 substandards.
Provider-Enrollee Communications 438.102	Compliant	All MBH HC BH Contractors		Compliant as per PS&R sections E.4 (p. 55) and A.4.a (p. 21).
Marketing Activities 438.104	N/A	N/A	N/A	Not applicable due to CMS HealthChoices waiver. Consumers are assigned to BH-MCOs based on their county of residence.
Liability for Payment 438.106	Compliant	All MBH HC BH Contractors		Compliant as per PS&R sections A.9 (p. 73) and C.2 (p. 28).
Cost Sharing 438.108	Compliant	All MBH HC BH Contractors		Any cost sharing imposed on Medicaid enrollees is in accordance with 42 CFR 447.50–447.60.
Emergency and Post- Stabilization Services 438.114	Compliant	All MBH HC BH Contractors		Compliant as per PS&R section 4 (p. 30).
Solvency Standards 438.116	Compliant	All MBH HC BH Contractors		Compliant as per PS&R sections A.3 (p. 68) and A.9 (p. 73), and 2017–2017 Solvency Requirements tracking report.

N/A: not applicable.

Based on the PEPS substandards reviewed, all MBH HC BH Contractors were compliant with four categories of Enrollee Rights and Protections Regulations as per the HealthChoices PS&R, and one category as per CMS Regulation 42 CFR 447.50–447.60. All MBH HC BH Contractors were partially compliant with Enrollee Rights. The category of Solvency Standards was also compliant, based on the 2016-2017 Solvency Requirement tracking report. One category, Marketing Activities, was not applicable.

Of the 14 PEPS substandards that were crosswalked to the category of Enrollee Rights, all 14 were evaluated for each HC BH contractor. All HC BH contractors associated with MBH were compliant with 11 items and non-compliant with 3 items.

Enrollee Rights

All HC BH Contractors associated with MBH were partially compliant with Enrollee Rights due to non-compliance with three substandards within PEPS Standard 60, Substandards 2 and 3 (RY 2016), and Substandard 1 for PEPS Standard 108 (RY 2017).

PEPS Standard 60:

- The BH-MCO shall identify a lead person responsible for overall coordination of the complaint and grievance process, including the provision of information and instructions to members [Appendix H, A., 9., p. 1]. (Responsibility includes HIPAA Privacy duties related to complaints and mechanisms for tracking and reporting of HIPAA-related complaints.)
- The BH-MCO shall designate and train sufficient staff responsible for receiving, processing and responding to member complaints and grievances in accordance with the requirements contained in Appendix H [Appendix H, A., 8., p. 1].
- All BH-MCO staff shall be educated concerning member rights and the procedure for filing complaints and grievances [C.4., p. 44].

All MBH HC BH Contractors were non-compliant on Substandard 2 of PEPS Standard 60 (RY 2016).

Substandard 2: Training rosters identify that complaint and grievance staff has been adequately trained to handle and respond to member complaints and grievances. Include a copy of the training curriculum.

All MBH HC BH Contractors were non-compliant with Substandard 3 of PEPS Standard 60 (RY 2016).

Substandard 3: Training rosters identify that current and newly hired BH-MCO staff has been trained concerning member rights and the procedures for filing a complaint and grievance. Include a copy of the training curriculum.

PEPS Standard 108: The County Contractor/BH/MCO: a. Incorporates consumer satisfaction information in provider profiling and quality improvement process; b. Collaborates with consumers and family members in the development of an annual satisfaction survey that meets the requirements of Appendix L; c. Provides the Department with quarterly and annual summaries of consumer satisfaction activities, consumer issues identified, and resolution to problems; and d. Provides an effective problem identification and resolution process.

All MBH HC BH Contractors were non-compliant with Substandard 1 of PEPS Standard 108 (RY 2017).

Substandard 1: County/BH-MCO oversight of C/FST Program ensures HC contractual requirements are met.

Subpart D: Quality Assessment and Performance Improvement Regulations

The general purpose of the regulations included under this subpart is to ensure that all services available under the Commonwealth's Medicaid managed care program, the HealthChoices Program, are available and accessible to MCO enrollees [42 CFR 438.206 (a)].

The PEPS documents for each HC BH Contractor include an assessment of the HC BH Contractors/BH-MCO's compliance with regulations found in Subpart D. **Table 1.4** presents the findings by categories consistent with the regulations.

Table 1.4: Compliance with Quality Assessment and Performance Improvement Regulations

Subpart D: Categories	MCO Compliance Status	By HC BH Contractor		Comments
		Fully Compliant	Partially Compliant	
Elements of State Quality Strategies 438.204	Compliant	All MBH HC BH Contractors		Compliant as per PS&R section G.3 (p. 61).
Availability of Services (Access to Care) 438.206	Partial		All MBH HC BH Contractors	25 substandards were crosswalked to this category. Each HC BH Contractor was evaluated on 24 substandards, was compliant on 20 substandards, and was non-compliant on 4 substandards.
Coordination and Continuity of Care 438.208	Non-compliant			3 substandards were crosswalked to this category. Each HC BH Contractor was evaluated on 3 substandards and was non-compliant on 3 substandards.
Coverage and Authorization of Services 438.210	Partial		All MBH HC BH Contractors	5 substandards were crosswalked to this category. Each HC BH Contractor was evaluated on 5 substandards, was compliant on 2 substandards, and was non-compliant on 3 substandards.
Provider Selection 438.214	Compliant	All MBH HC BH Contractors		3 substandards were crosswalked to this category. Each HC BH Contractor was evaluated on 3 substandards and was compliant on 3 substandards.
Confidentiality 438.224	Compliant	All MBH HC BH Contractors		Compliant as per PS&R sections D.2 (p. 50), G.4 (p. 62), and C.6.c (p. 48).
Subcontractual Relationships and Delegation 438.230	Compliant	All MBH HC BH Contractors		8 substandards were crosswalked to this category. Each HC BH Contractor was evaluated on 8 substandards and was compliant on 8 substandards.
Practice Guidelines 438.236	Partial		All MBH HC BH Contractors	7 substandards were crosswalked to this category. Each HC BH Contractor was evaluated on 7 substandards, was compliant on 4 substandards, and was non-compliant on 3 substandards.
Quality Assessment and Performance Improvement Program 438.240	Partial		All MBH HC BH Contractors	25 substandards were crosswalked to this category. Each HC BH Contractor was evaluated on 25 substandards, was compliant on 20 substandards, and partially compliant on 5 substandards.
Health Information Systems 438.242	Compliant	All MBH HC BH Contractors		1 substandard was crosswalked to this category. Each HC BH Contractor was evaluated on 1 substandard and was compliant on this substandard.

Of the 10 Quality Assessment and Performance Improvement Regulations categories, MBH was compliant with 5 categories, partially compliant with 4 categories, and non-compliant with 1 category. Two of the six categories with which MBH was compliant– Elements of State Quality Strategies and Confidentiality – were not directly addressed by any PEPS items, but were determined to be compliant as per the HealthChoices PS&R.

For this review, 73 substandards were crosswalked to Quality Assessment and Performance Improvement Regulations. Each HC BH Contractor was evaluated on 72 substandards. There was 1 substandard not scheduled or not applicable for evaluation for RY 2017. Each HC BH Contractor was compliant with 58 substandards, partially compliant with 5

substandards, and non-compliant with 9 substandards. Some PEPS Substandards apply to more than one BBA Category. As a result, one partially compliant or non-compliant rating for an individual PEPS Substandard could result in several BBA Categories with partially compliant or non-compliant ratings.

Availability of Services (Access to Care)

All HC BH Contractors associated with MBH were partially compliant with Availability of Services (Access to Care) due to non-compliance with three substandards of PEPS Standard 28 and one substandard of PEPS Standard 23.

PEPS Standard 28: Longitudinal Care Management (and Care Management Record Review). BH-MCO has a comprehensive, defined program of care that incorporates longitudinal disease management.

All MBH HC BH Contractors were non-compliant with Substandard 1 of PEPS Standard 28 (RY 2016).

Substandard 1: Clinical/chart reviews reflect appropriate consistent application of medical necessity criteria and active care management that identify and address quality of care concerns.

All MBH HC BH Contractors were non-compliant with Substandard 2 of PEPS Standard 28 (RY 2016).

Substandard 2: The medical necessity decision made by the BH-MCO Physician/Psychologist Advisor is supported by documentation in the denial record and reflects appropriate application of medical necessity criteria.

All MBH HC BH Contractors were non-compliant with Substandard 3 of PEPS Standard 28 (RY 2016).

Substandard 3: Other: Significant onsite review findings related to Standard 28.

PEPS Standard 23: BH-MCO shall make services available that ensure effective communication with non-English-speaking populations that include: (a) Oral Interpretation services [Interpreters or telephone interpreter services]; (b) Written Translation services, including member handbooks, consumer satisfaction forms, and other vital documents in the member's primary language (for language groups with 5% or more of the total eligible membership); (c) Telephone answering procedures that provide access for non-English-speaking members. Limited English Proficiency (LEP) Requirements (Section 601 of Title V of the Civil Rights Act of 1964 – 42 U.S.C. Section 200d et seq.) must be met by the BH-MCO. An LEP individual is a person who does not speak English as their primary language, and who has a limited ability to read, write, speak, or understand English.

All MBH HC BH Contractors were non-compliant with Substandard 4 of PEPS Standard 23 (RY 2017).

Substandard 4: BH-MCO has provided documentation to confirm if oral interpretation services were provided for the calendar year being reviewed. The documentation includes the actual number of services, by contract, that were provided. (Oral interpretation is identified as the action of listening to something in one language and orally translating into another language.)

Coordination and Continuity of Care

All HC BH Contractors associated with MBH were non-compliant with Coordination and Continuity of Care due to non-compliance with three substandards of PEPS Standard 28. All MBH HC BH Contractors were non-compliant with Substandard 1 and 2 of PEPS Standard 28 (RY 2016).

PEPS Standard 28: See Standard and non-compliant Substandard descriptions under Availability of Services (Access to Care). All MBH HC BH Contractors were non-compliant with Substandard 1, 2 and 3 of PEPS Standard 28 (RY 2016).

Coverage and Authorization of Services

All HC BH Contractors associated with MBH were partially compliant with Coverage and Authorization of Services due to non-compliance with three substandards of PEPS Standard 28 (RY 2016).

PEPS Standard 28: See Standard and non-compliant Substandard descriptions under Availability of Services (Access to Care). All MBH HC BH Contractors were non-compliant with Substandard 1, 2, and 3 of PEPS Standard 28 (RY 2016).

Practice Guidelines

All HC BH Contractors associated with MBH were partially compliant with Practice Guidelines due to non-compliance with three substandards of PEPS Standard 28 (RY 2016).

PEPS Standard 28: See Standard and non-compliant Substandard descriptions under Availability of Services (Access to Care). All MBH HC BH Contractors were non-compliant with Substandard 1, 2, and 3 of PEPS Standard 28 (RY 2016).

Quality Assessment and Performance Improvement MCO Status

All HC BH Contractors associated with MBH were partially compliant with Quality Assessment and Performance Improvement MCO Status due to partial-compliance with five substandards of PEPS Standard 91.

PEPS Standard 91: Completeness of the BH-MCO's Quality Management (QM) Program Description and QM Work Plan. The BH-MCO has a quality management program that includes a plan for ongoing quality assessment and performance improvement. The BH-MCO conducts performance improvement projects (PIPs) that are designed to achieve, through ongoing measurements and intervention, significant improvement, sustained over time, in clinical care and non-clinical care areas that are expected to have a favorable effect on health outcomes and member satisfaction. The QM plans emphasize high-volume and high-risk services and treatment, including Behavioral Health and Rehabilitation Services (BHRS).

All MBH HC BH Contractors were partially compliant with Substandards 5, 6, 10, 11, and 14 of PEPS Standard 91 (RY 2017).

Substandard 5: The QM Work Plan includes the specific monitoring activities conducted to evaluate the effectiveness of the services received by members (access to services; provider network adequacy; penetration rates; appropriateness of service authorizations; inter-rater reliability; complaint, grievance, and appeal processes; denial rates; upheld and overturned grievance rates; and treatment outcomes).

Substandard 6: The QM Work Plan includes a provider profiling process.

Substandard 10: The QM work plan outlines the specific performance improvement projects conducted to evaluate the BH-MCO's performance related to the following: Performance-based contracting selected indicator: Mental Health, and Substance Abuse External Quality Review: Follow-up After Mental Health Hospitalization QM Annual Summary Report.

Substandard 11: The identified performance improvement projects must include the following:

1. Measurement of performance using objective quality indicators.
2. Implementation of system interventions to achieve improvement in quality.
3. Evaluation of the effectiveness of the interventions.
4. Planning and initiation of activities for increasing or sustaining improvement.
5. Timeline for reporting status and results of each project to DHS.
6. Completion of each performance Improvement project in a reasonable time period to allow information on the success of performance improvement projects to produce new information on quality of care each year.

Substandard 14: The QM Work Plan outlines other performance improvement activities to be conducted based on the findings of the annual evaluation and any corrective actions required from previous reviews.

Subpart F: Federal and State Grievance System Standards

The general purpose of the regulations included under this subpart is to ensure that enrollees have the ability to pursue grievances.

The PEPS documents include an assessment of the HC BH Contractor/BH-MCO's compliance with regulations found in Subpart F. **Table 1.5** presents the findings by categories consistent with the regulations.

Table 1.5: Compliance with Federal and State Grievance System Standards

Subpart F: Categories	MCO Compliance Status	By HC BH Contractor		Comments
		Fully Compliant	Partially Compliant	
Statutory Basis and Definitions 438.400	Partial		All MBH HC BH Contractors	11 substandards were crosswalked to this category. Each HC BH Contractor was evaluated on 11 substandards, compliant on 3 substandards, partially compliant on 3 substandards, and non-compliant on 5 substandards.
General Requirements 438.402	Partial		All MBH HC BH Contractors	14 substandards were crosswalked to this category. Each HC BH Contractor was evaluated on 14 substandards, compliant on 4 substandards, partially compliant on 3 substandards, and non-compliant on 7 substandards.
Notice of Action 438.404	Partial		All MBH HC BH Contractors	13 substandards were crosswalked to this category. Each HC BH Contractor was evaluated on 13 substandards, compliant on 12 substandards, and non-compliant on 1 substandard.
Handling of Grievances and Appeals 438.406	Partial		All MBH HC BH Contractors	11 substandards were crosswalked to this category. Each HC BH Contractor was evaluated on 11 substandards, compliant on 3 substandard, partially compliant on 3 substandard, and non-compliant on 5 substandards.
Resolution and Notification: Grievances and Appeals 438.408	Partial		All MBH HC BH Contractors	11 substandards were crosswalked to this category. Each HC BH Contractor was evaluated on 11 substandards, compliant on 3 substandard, partially compliant on 3 substandard, and non-compliant on 5 substandards.
Expedited Appeals Process 438.410	Partial		All MBH HC BH Contractors	6 substandards were crosswalked to this category. Each HC BH Contractor was evaluated on 6 substandards, compliant on 3 substandard, partially compliant on 2 substandards, and non-compliant on 1 substandard.
Information to Providers & Subcontractors 438.414	Partial		All MBH HC BH Contractors	2 substandards were crosswalked to this category. Each HC BH Contractor was evaluated on 2 substandards and was partially compliant on 2 substandards.
Recordkeeping and Recording Requirements 438.416	Compliant	All MBH HC BH Contractors		Compliant as per the required quarterly reporting of complaint and grievances data.
Continuation of Benefits 438.420	Partial		All MBH HC BH Contractors	6 substandards were crosswalked to this category. Each HC BH Contractor was evaluated on 6 substandards, compliant on 3 substandard, partially compliant on 2 substandards, and non-compliant on 1 substandard.
Effectuation of Reversed Resolutions 438.424	Partial		All MBH HC BH Contractors	6 substandards were crosswalked to this category. Each HC BH Contractor was evaluated on 6 substandards, compliant on 3 substandard, partially compliant on 2 substandards, and non-compliant on 1 substandard.

MBH was evaluated for compliance on the 10 categories of Federal and State Grievance System Standards. MBH was compliant with 1 category and partially compliant with 9 categories. The category of Recordkeeping and Recording

Requirements was compliant per the quarterly reporting of complaint and grievances data. Each MBH HC BH Contractor was compliant with 1 category and partially compliant with 9 categories.

For this review, 80 substandards were crosswalked to this Subpart for all five MBH HC BH Contractors, and each HC BH Contractor was evaluated on 80 substandards. The five HC BH Contractors were compliant with 34 substandards, partially compliant with 20 substandards, and non-compliant with 26 substandards. As previously stated, some PEPS Substandards apply to more than one BBA Category. As a result, one partially compliant or non-compliant rating for an individual PEPS Substandard could result in several BBA Categories with partially compliant or non-compliant ratings.

The five MBH HC BH Contractors that were evaluated were partially compliant with 9 of the 10 categories pertaining to Federal State and Grievance System Standards due to non-compliance with substandards within PEPS Standards 23, 60, 68, and 71, and partial compliance with substandards within PEPS Standard 68 and 71.

Statutory Basis and Definitions

All HC BH Contractors associated with MBH were partially compliant with Statutory Basis and Definitions due to non-compliance with four substandards of PEPS Standard 68 and one substandard of PEPS Standard 71, and partial compliance with one substandard of PEPS Standard 68 and two substandards of PEPS Standard 71.

PEPS Standard 68: Complaint (and BBA fair hearing) rights and procedures are made known to Independent Enrollment Assistance Program (IEAP) members, BH-MCO staff, and the provider network through manuals, training, handbooks, etc. [Appendix H, A., 4 and 5] [E.2.a, b, f., pp. 38] [IV-5, C.4., p. 44].

All MBH HC BH Contractors were partially compliant with one substandard (Substandard 1) and non-compliant with four substandards (Substandards 2–5) of Standard 68 (RY 2016).

PEPS Standard 68, Substandard 1: Interview with Complaint Coordinator demonstrates a clear understanding of the complaint process, including how the compliant rights and procedures are made known to members, BH-MCO staff, and the provider network: 1. BBA Fair Hearing, 2. 1st level, 3. 2nd level, 4.External, 5.Expedited.

PEPS Standard 68, Substandard 2: 100% of complaint acknowledgement and decision letters reviewed adhere to the established time lines. The required letter templates are utilized 100% of the time.

PEPS Standard 68, Substandard 3: Complaint decision letters must be written in clear, simple language that includes each issue identified in the member’s complaint and a corresponding explanation and reason for the decision(s).

PEPS Standard 68, Substandard 4: Complaint case file includes documentation of the steps taken by the BH-MCO to investigate a complaint. All contacts and findings related to the involved parties are documented in the case file.

PEPS Standard 68, Substandard 5: Complaint case files must include documentation of any referrals of complaint issues, especially valid complaint issues, to County/BH-MCO committees for further review and follow-up. Evidence of subsequent corrective action and follow-up by the respective County/BH-MCO Committee must be available to the C/G staff, either by inclusion in the complaint case file or reference in the case file to where the documentation can be obtained for review.

PEPS Standard 71: Grievances and State Fair Hearings. Grievance and DHS fair hearing rights and procedures are made known to Enrollment Assistance Program (EAP) members, BH-MCO staff, and the provider network through manuals, training, handbooks, etc.

All MBH HC BH Contractors were partially compliant with two substandards (Substandards 1 and 3) and non-compliant with one substandard (Substandard 2) of Standard 71 (RY 2016).

PEPS Standard 71, Substandard 1: Interview with Grievance Coordinator demonstrates a clear understanding of the grievance process, including how grievance rights and procedures are made known to members, BH-MCO staff and the provider network: 1. BBA fair hearing, 2. 1st level, 3. 2nd level, 4. External, 5. Expedited.

PEPS Standard 71, Substandard 2: 100% of grievance acknowledgement and decision letters reviewed adhere to the established time lines. The required letter templates are utilized 100% of the time.

PEPS Standard 71, Substandard 3: Grievance decision letters must be written in clear, simple language that includes a statement of all services reviewed and a specific explanation and reason for the decision including the medical necessity criteria utilized.

General Requirements

All HC BH Contractors associated with MBH were partially compliant with General Requirements due to both non-compliance and partial compliance of substandards of PEPS Standards 60, 68, and 71.

PEPS Standard 60: See Standard and non-compliant Substandard description under Enrollee Rights. All MBH HC BH Contractors were non-compliant with Substandards 2 and 3 of PEPS Standard 60 (RY 2016).

PEPS Standard 68: See Standard and partially compliant/non-compliant Substandards descriptions under Statutory Basis and Definitions. All MBH HC BH Contractors were partially compliant with one substandard (Substandard 1) and non-compliant with four substandards (Substandards 2–5) of Standard 68 (RY 2016).

PEPS Standard 71: See Standard and partially compliant/non-compliant Substandards descriptions under Statutory Basis and Definitions. All MBH HC BH Contractors were partially compliant with two substandards (Substandards 1 and 3) and non-compliant with one substandard (Substandard 2) of Standard 71 (RY 2016).

Notice of Action

All HC BH Contractors associated with MBH were partially compliant with Notice of Action due to non-compliance with one substandard of PEPS Standard 23.

PEPS Standard 23: See Standard and partially compliant Substandard descriptions under Availability of Services (Access to Care). All MBH HC BH Contractors were non-compliant with Substandard 4 of PEPS Standard 23 (RY 2017).

Handling of Grievances and Appeals

All HC BH Contractors associated with MBH were partially compliant with Handling of Grievances and Appeals due to non-compliance and partial compliance with substandards of PEPS Standards 68 and 71.

PEPS Standard 68: See Standard and partially compliant/non-compliant Substandards descriptions under Statutory Basis and Definitions. All MBH HC BH Contractors were partially compliant with one substandard (Substandard 1) and non-compliant with four substandards (Substandards 2–5) of Standard 68 (RY 2016).

PEPS Standard 71: See Standard and partially compliant/non-compliant Substandards descriptions under Statutory Basis and Definition. All MBH HC BH Contractors were partially compliant with two substandards (Substandards 1 and 3) and non-compliant with one substandard (Substandard 2) of Standard 71 (RY 2016).

Resolution and Notification: Grievances and Appeals

All HC BH Contractors associated with MBH were partially compliant with Resolution and Notification: Grievances and Appeals due to non-compliance and partial compliance with substandards of PEPS Standards 68 and 71.

PEPS Standard 68: See Standard and partially compliant/non-compliant Substandards descriptions under Statutory Basis and Definitions. All MBH HC BH Contractors were partially compliant with one substandard (Substandard 1) and non-compliant with four substandards (Substandards 2–5) of Standard 68 (RY 2016).

PEPS Standard 71: See Standard and partially compliant/non-compliant Substandards descriptions under Statutory Basis and Definitions. All MBH HC BH Contractors were partially compliant with two substandards (Substandards 1 and 3) and non-compliant with one substandard (Substandard 2) of Standard 71 (RY 2016).

Expedited Appeals Process

All HC BH Contractors associated with MBH were partially compliant with Expedited Appeals Process due to partial or non-compliance with substandards of PEPS Standard 71.

PEPS Standard 71: See Standard and partially compliant/non-compliant Substandards descriptions under Statutory Basis and Definitions. All MBH HC BH Contractors were partially compliant with two substandards (Substandards 1 and 3) and non-compliant with one substandard (Substandard 2) of Standard 71 (RY 2016).

Information to Providers & Subcontractors

All HC BH Contractors associated with MBH were partially compliant with Information to Providers and Subcontractors due to partial compliance with Substandards of PEPS Standards 68 and 71.

PEPS Standard 68: See Standard and partially compliant/non-compliant Substandards descriptions under Statutory Basis and Definitions. All MBH HC BH Contractors were partially compliant with one substandard (Substandard 1) (RY 2016).

PEPS Standard 71: See Standard and partially compliant/non-compliant Substandards descriptions under Statutory Basis and Definitions. All MBH HC BH Contractors were partially compliant with one substandard (Substandard 1) (RY 2016).

Continuation of Benefits

All HC BH Contractors associated with MBH were partially compliant with Continuation of Benefits due to partial or non-compliance with substandards of PEPS Standard 71.

PEPS Standard 71: See Standard and partially compliant/non-compliant Substandards descriptions under Statutory Basis and Definitions. All MBH HC BH Contractors were partially compliant with two substandards (Substandards 1 and 3) and non-compliant with one substandard (Substandard 2) of Standard 71 (RY 2016).

Effectuation of Reversed Resolutions

All HC BH Contractors associated with MBH were partially compliant with Effectuation of Reversed Resolutions due to partial or non-compliance with substandards of PEPS Standard 71.

PEPS Standard 71: See Standard and partially compliant/non-compliant Substandards descriptions under Statutory Basis and Definitions. All MBH HC BH Contractors were partially compliant with two substandards (Substandards 1 and 3) and non-compliant with one substandard (Substandard 2) of Standard 71 (RY 2016).

II: Performance Improvement Projects

In accordance with current BBA regulations, IPRO undertook validation of one Performance Improvement Project (PIP) for the MCO. Under the existing HC BH agreement with OMHSAS, HC BH Contractors, along with the responsible subcontracted entities (i.e., MCOs), are required to conduct a minimum of two focused studies per year. The HC BH Contractors and MCOs are required to implement improvement actions and to conduct follow-up including, but not limited to, subsequent studies or re-measurement of previous studies in order to demonstrate improvement or the need for further action. For the purposes of the EQR, MCOs were required to participate in a study selected by OMHSAS for validation by IPRO in 2018 for 2017 activities.

Background

A new EQR PIP cycle began for MCOs and HC BH Contractors in 2014. For this PIP cycle, OMHSAS selected the topic “Successful Transitions from Inpatient Care to Ambulatory Care for Pennsylvania HealthChoices Members Hospitalized with a Mental Health or a Substance Abuse Diagnosis” as the topic for this PIP. The topic was selected because the Aggregate HC BH 30-day Readmission Rate has consistently not met the OMHSAS goal of a rate of 10% or less. In addition, all MCOs continue to remain below the 75th percentile in the Healthcare Effectiveness Data and Information Set (HEDIS®) Follow-up After Hospitalization (FUH) metrics.

The Aim Statement for this PIP is “Successful transition from inpatient care to ambulatory care for Pennsylvania HealthChoices members hospitalized with a mental health or a substance abuse diagnosis.” OMHSAS selected three common objectives for all MCOs:

1. Reduce behavioral health and substance abuse readmissions post-inpatient discharge.
2. Increase kept ambulatory follow-up appointments post-inpatient discharge.
3. Improve medication adherence post-inpatient discharge.

Additionally, OMHSAS is requiring all MCOs to submit the following core performance measures on an annual basis:

- **Readmission Within 30 Days of Inpatient Psychiatric Discharge (Mental Health Discharges):** The percentage of members who were discharged from an acute inpatient facility to an ambulatory setting who were readmitted within 30 days without a substance abuse diagnosis during the initial stay.
- **Readmission Within 30 Days of Inpatient Psychiatric Discharge (Substance Abuse Discharges):** The percentage of members who were discharged from an acute inpatient facility to an ambulatory setting who were readmitted within 30 days with a substance abuse diagnosis (primary or secondary) during the initial stay.
- **Adherence to Antipsychotic Medications for Individuals with Schizophrenia:** The percentage of members diagnosed with schizophrenia that were dispensed and remained on an antipsychotic medication for at least 80% of their treatment period. This measure is based on the HEDIS measure of the same name.
- **Components of Discharge Management Planning:** This measure is based on review of facility discharge management plans, and assesses the following:
 - a. The percentage of discharge plans including both medication reconciliation and all components of medication and therapy follow-up appointments: appointment dates, appointment times, provider names, provider addresses, and provider phone numbers.
 - b. The percentage of discharge plans, including both medication reconciliation and all components of medication and therapy follow-up appointments: appointment dates, appointment times, provider names, provider addresses, and provider phone numbers, where at least one of the scheduled appointments occurred.

This PIP project extended from January 2014 through December 2018, with initial PIP proposals submitted in 2014 and a final report due in June 2019. In 2016, OMHSAS elected to add an additional intervention year to the PIP cycle to allow sufficient time for the demonstration of outcomes. The non-intervention baseline period was from January 2014 to December 2014. MCOs were required to submit an initial PIP proposal during November 2014, with a final proposal due in early 2015. MCOs were required to submit interim reports in 2016 and 2017. MCOs will be required to submit an additional interim report in 2018, as well as a final report in 2019. MCOs are required to develop performance indicators and implement interventions based on evaluations of HC BH Contractor-level and MCO-level data, including clinical history and pharmacy data. This PIP is a collaboration between the HC BH Contractors and MCOs. The MCOs and each of

their HC BH Contractors are required to collaboratively develop a root cause/barrier analysis that identifies potential barriers at the MCO level of analysis. Each of the barriers identified should include the contributing HC BH Contract-level data and illustrate how HC BH Contractor knowledge of their high-risk populations contributes to addressing the barriers within their specific service areas. Each MCO will submit the single root cause/barrier analysis according to the PIP schedule. This PIP was formally introduced to the MCOs and HC BH Contractors during a Quality Management Directors meeting on June 4, 2014. During the latter half of 2014, OMHSAS and IPRO conducted follow-up calls with the MCOs and HC BH Contractors, as needed.

The 2018 EQR is the 15th review to include validation of PIPs. With this PIP cycle, all MCOs/HC BH Contractors share the same baseline period and timeline. To initiate the PIP cycle in 2014, IPRO developed guidelines on behalf of OMHSAS that addressed the PIP submission schedule, the applicable study measurement periods, documentation requirements, topic selection, study indicators, study design, baseline measurement, interventions, re-measurement, and sustained improvement. Direction was given to the MCOs/HC BH Contractors with regard to expectations for PIP relevance, quality, completeness, resubmission, and timeliness. The MCOs were expected to implement the interventions that were planned in 2014, monitor the effectiveness of their interventions, and to improve their interventions based on their monitoring results.

The MCOs are required by OMHSAS to submit their projects using a standardized PIP template form, which is consistent with the Centers for Medicare & Medicaid Services (CMS) protocol in *Conducting Performance Improvement Projects*. These protocols follow a longitudinal format and capture information relating to:

- Activity Selection and Methodology
- Data/Results
- Analysis Cycle
- Interventions

In 2016, OMHSAS elected to begin conducting quarterly PIP review calls with each MCO. The purpose of these calls was to discuss ongoing monitoring of PIP activity, to discuss the status of implementing planned interventions, and to provide a forum for ongoing technical assistance, as necessary. Plans were asked to provide up-to-date data on process measures and outcome measures prior to each meeting. Because of the level of detail provided during these meetings, MCOs were asked to submit only one PIP interim report in starting in 2016, rather than two semiannual submissions.

Validation Methodology

IPRO's protocol for evaluation of PIPs is consistent with the protocol issued by CMS (*EQR Protocol 3: Validating Performance Improvement Projects [PIPs], Version 2.0, September 2012*) and meets the requirements of the final rule on the EQR of Medicaid MCOs. IPRO's review evaluates each project for compliance with the 10 review elements listed below:

1. Project Topic and Topic Relevance
2. Study Question (Aim Statement)
3. Study Variables (Performance Indicators)
4. Identified Study Population
5. Sampling Methods
6. Data Collection Procedures
7. Improvement Strategies (Interventions)
8. Interpretation of Study Results (Demonstrable Improvement)
9. Validity of Reported Improvement
10. Sustainability of Documented Improvement

The first 9 elements relate to the baseline and demonstrable improvement phases of the project. The last element relates to sustaining improvement from the baseline measurement. Each element carries a separate weight. Scoring for each element is based on full, partial, and non-compliance. As calendar year 2017 was an intervention year for all MCOs

(which was then extended into 2018, as well), IPRO reviewed elements 1 through 9 for each MCO and provided preliminary feedback and guidance pertaining to sustainability.

Review Element Designation/Weighting

Calendar year 2017 was the second year of the Demonstrable Improvement stage. This section describes the scoring elements and methodology for reviewing the demonstrable improvement of the PIPs.

For each review element, the assessment of compliance is determined through the weighted responses to each review item. Each element carries a separate weight. Scoring for each element is based on full, partial and non-compliance. Points are awarded for the two phases of the project noted above, and are combined to arrive at an overall score. The overall score is expressed in terms of levels of compliance. **Table 2.1** presents the terminologies used in the scoring process, their respective definitions, and their weight percentage.

Table 2.1: Review Element Scoring Designations and Definitions

Element Designation	Definition	Weight
Met	Met or exceeded the element requirements	100%
Partially met	Met essential requirements, but is deficient in some areas	50%
Not met	Has not met the essential requirements of the element	0%

Overall Project Performance Score

The total points earned for each review element are weighted to determine the MCO's overall performance score for a PIP. Review elements 1 through 9 are for demonstrable improvement and have a total weight of 80% (**Table 2.2**). The highest achievable score for all demonstrable improvement elements is 80 points (80% x 100 points for full compliance). The MCO must sustain improvement relative to the baseline after achieving demonstrable improvement.

Table 2.2: Review Element Scoring Weights

Review Element	Standard	Scoring Weight
1	Project Topic and Topic Relevance	5%
2	Study Question (Aim Statement)	5%
3	Study Variables (Performance Indicators)	15%
4/5	Identified Study Population and Sampling Methods	10%
6	Data Collection Procedures	10%
7	Improvement Strategies (Interventions)	15%
8/9	Interpretation of Study Results (Demonstrable Improvement) and Validity of Reported Improvement	20%
Total Demonstrable Improvement Score		80%
10	Sustainability of Documented Improvement*	20%
Total Sustained Improvement Score		20%
Overall Project Performance Score		100%

*At the time of this report, this standard was not yet reportable, in accordance with the PIP implementation schedule.

Scoring Matrix

When the PIPs are reviewed, all projects are evaluated for the same elements. The scoring matrix is completed for those review elements that have been completed during the review year. At the time of the review, a project is reviewed only for elements that are due according to the PIP submission schedule. The project will then be evaluated for the remaining elements at later dates, according to the PIP submission schedule. At the time each PIP element is reviewed, a finding is given of “met,” “partially met,” or “not met.” Elements receiving a “met” will receive 100% of the points assigned to the element, “partially met” elements will receive 50% of the assigned points, and “Not Met” elements will receive 0%.

Findings

MCO submitted their Year 3 PIP Update document for review in August 2018. IPRO provided feedback and comments to MCO on this submission. **Table 2.3** presents the PIP scoring matrix for this August 2018 Submission, which corresponds to the key findings of the review described in the following paragraphs. MBH received a total demonstrable improvement score of 67.5 out of 80 points (84.4%). Overall, this PIP was compliant for demonstrable improvement.

Table 2.3: PIP Scoring Matrix: Successful Transition from Inpatient to Ambulatory Care

Review Element	Compliance Level	Assigned Points	Weight	Final Point Score
Review Element 1 – Project Topic and Relevance	PM	50	5%	2.5
Review Element 2 – Study Question (AIM Statement)	M	100	5%	5
Review Element 3 – Study Variables (Performance Indicators)	M	100	15%	15
Review Elements 4/5 – Identified Study Population and Sampling Methods	M	100	10%	10
Review Element 6 – Data Collection Procedures	M	100	10%	10
Review Element 7 – Improvement Strategies (Interventions)	M	100	15%	15
Review Elements 8/9 – Interpretation of Results (Demonstrable Improvement) and Validity of Reported Improvement	PM	50	20%	10
TOTAL DEMONSTRABLE IMPROVEMENT SCORE			80%	67.5
Review Element 10 – Sustainability of Documented Improvement*	N/A	N/A	20%	N/A
TOTAL SUSTAINED IMPROVEMENT SCORE			20%	N/A
OVERALL PROJECT PERFORMANCE SCORE			100%	N/A

M:– met (100 points); PM: partially met (50 points); NM: not met (0 points); N/A: not applicable.

*At the time of this report, this standard was not yet reportable, in accordance with the PIP implementation schedule.

As required by OMHSAS, the project topic was Successful Transitions from Inpatient Care to Ambulatory Care. The MCO was partially compliant with review element 1, specifically in regard to the project identifiers. The MCO did not satisfactorily update the attestations. IPRO recommended that the MCO submits updated attestations, reflecting sufficient approval and assurance of involvement of requisite MCO staff whenever any changes were proposed and/or reported, in correspondence to Section 1, part 6 of the of the reporting form. There were no other issues or concerns with the requirements for the PIP topic and relevance; the PIP incorporated comprehensive data collection and analysis of aspects of enrollee needs, care and services, and addressed a broad spectrum of these appropriately.

The MCO had no issues or concerns with requirements for the aim statement; the study questions were clearly reported and linked to the methodology. The methodology used study variables (performance indicators) that met requirements; indicators were objective, clearly defined, measurable, time-specific, and designed to track outcomes (including the capacity to assess change and strengths of association). Furthermore, there were no issues or concerns with requirements for identification of study populations and methodology for sampling. The MCO was also compliant with the study design appropriately specifying: the data sources, systematic collection of valid and reliable data (representative of the applicable population), data collection processes (in terms of automated versus manual mechanisms), the prospective analysis plan, and the timeline of data collection, analysis, and reporting.

There were no issues or concerns with improvement strategies (i.e., interventions); causes and barriers to improvement were integrated into the analyses and quality improvement processes, and reasonable interventions were undertaken to address any causes and barriers appropriately. The discussion section included: interpretations from the analyses' results of the extent to which the PIP was successful (and the follow-up activities planned as a result); narrative demonstrating meaningful change in performance (relative to the performance observed during baseline); and, validation of reported improvement in terms of attributing successful performance improvement to the interventions. However, the MCO had an issue with one requirement pertaining to interpretation of demonstrability and validity of reported improvement, which was the MCO's adherence to the statistical analysis, as identified in the data analysis plan. Although the MCO reported and interpreted statistical analysis results, provided visual graphics and tables in the narrative that enhanced data interpretation, presented intervention-level process measures, assessed the impact of each intervention on the key outcome measures, and included bivariate analysis for each measure to examine if the year-to-year difference was statistically significant, the MCO only included statistical significance testing between Year 2 (MY 2016) and Year 3 (MY 2017). IPRO recommended the MCO to compare rates for baseline (MY 2014), Year 1 (MY 2015), and Year 2 (MY 2016) of performance indicator results. Furthermore, the MCO was recommended to also include comparisons of year-over-year rates for key subpopulations, and consider investigating intervention success for subpopulations if the intervention appeared unsuccessful at the overall population level (e.g., comparison by county). IPRO also recommended the MCO change "Percentage Point Difference From MY 2014" to "Percentage Point Difference From MY 2016."

The MCO also had an issue with conducting the data analysis in regard to the identification of initial and repeat measurements, realistic and unambiguous targets for measures, changes in performance, factors that influence comparability of initial and repeat measurements, and factors that threaten internal and external validity. Although the MCO presented a comprehensive data analysis plan for each measure that enables the reviewer to ascertain appropriateness of statistical analysis techniques and reported limitations and barriers to data collection and validation, the MCO needed to expand on this matter and clarify how this approach can impact the interpretation (e.g., confounders and details on threats to validity of results). For the analysis of differences between initial and repeat indicators, the comparison of MY 2015 and MY 2016 is not included in the previous year's report or current report, which is integral to ascertain year-to-year outcome changes. IPRO recommended including a table which represents year-to-year comparison from baseline (MY 2014) till MY 2016 would be beneficial. Lastly, it was noted that most of the measures showed improvement, and the MCO showed that key increases were statistically significant. The MCO identified barriers and concerns with regard to the PIP methodology, which helped with understanding the rationale for the changes as well as the follow-up activities; clear explanations and interpretations of results were generally based on validated information. However, the MCO needed to specify start and end dates of interventions in the discussion section when an intervention changed, and the MCO needed to describe listed changes and associated reasons. If no change was made for a specific intervention, it should be clearly noted.

Findings for sustainability of documented improvement were not yet applicable; IPRO will review sustainability in the final report submission in terms of documentation of ongoing, additional, or modified interventions, and repeated measurements over comparable time periods.

III: Performance Measures

In 2018, OMHSAS and IPRO conducted three EQR studies. Both the Follow-up After Hospitalization for Mental Illness (FUH) and Readmission Within 30 Days of Inpatient Psychiatric Discharge studies were re-measured in 2017. OMHSAS also elected to implement a statewide measure that focuses on substance abuse services, based on the Initiation and Engagement of Alcohol and Other Drug Dependence Treatment (IET) HEDIS measure.

Follow-up After Hospitalization for Mental Illness

This performance measure assessed the percentage of discharges for members 6 years of age and older who were hospitalized for treatment of selected mental health disorders, who were seen on an ambulatory basis or who were in day/night treatment with a mental health provider on the date of discharge up to 7 and 30 days after hospital discharge. The measure continues to be of interest to OMHSAS for the purpose of comparing county, HC BH Contractor, and BH-MCO rates to available national benchmarks and to prior years' rates.

Measurement year (MY) 2002 was the first year follow-up rates were reported. QI 1 and QI 2 utilize the HEDIS methodology for this measure. The PA-specific indicators were added to include services with high utilization in the HealthChoices BH Program that could not be mapped to any of the standard coding used in the HEDIS measure to identify follow-up office visits. Each year, the QI 1 and QI 2 specifications are aligned with the HEDIS Follow-up After Mental Health Hospitalization measure. The PA-specific codes that are not included in the HEDIS measure are also reviewed for accuracy on an annual basis.

The last major change to the PA-specific follow-up measures was in MY 2006. Codes added to the measures as per suggestions from OMHSAS, the counties, and BH-MCOs changed the measures substantially, and rates for these indicators were no longer comparable to those from preceding MYs. Consequently, these indicators were renamed to QI A and QI B, respectively. As these indicators represented a significant deviation from HEDIS measure specifications, comparisons to HEDIS rates were not made. In addition, for MY 2006 the follow-up measure was collected for the newly implemented HealthChoices Northeast Counties, and these counties were asked to collect data for the six-month time frame during which they were in service for 2006.

For MY 2007, all PA local codes previously mapped to standard CPT and HCPCS codes as per HIPAA requirements were retired and removed. Additionally, the measure was initiated for the 23 North/Central State Option Counties implemented in January 2007. As with the Northeast Counties for MY 2006, the North/Central County Option Counties were asked to collect data for the six-month time frame during which they were in service for 2007.

For MY 2008 to MY 2012, and in MY 2014 there were only minor changes made to the specifications. The specifications were modified each year to align with the HEDIS measure.

In July 2013, after the BH-MCOs submitted their MY 2012 results, IPRO and OMHSAS conducted an encounter data validation of each BH-MCO. Part of this validation was a complete review of how each MCO produced and validated its performance measures. Based on these reviews, minor inconsistencies were found in how each BH-MCO produces its PM results. It was found that not all BH-MCOs include denied claims in their submission, and there are differences in how BH-MCOs identify transfers. Based on the results of these validations, the following changes were made to the specifications for subsequent years: If a member was known to have multiple member IDs in the MY, BH-MCOs were required to combine the eligibility and claims data into a single ID prior to producing the data. BH-MCOs were reminded that denied claims must be included in this measure and that they must use the original procedure and revenue code submitted on the claim.

On January 1, 2013, a number of CPT codes for psychiatry and psychotherapy services were retired and replaced with new codes. The HEDIS follow-up measures for MY 2013 included retired codes in the follow-up specifications, but for MY 2014, the retired CPT codes were removed from all follow-up specifications.

Measure Selection and Description

In accordance with DHS guidelines, IPRO created the indicator specifications to resemble HEDIS specifications. For each indicator, the criteria specified to identify the eligible population were: product line, age, enrollment, anchor date, and event/diagnosis. To identify the administrative numerator positives, date of service and diagnosis/procedure code criteria were outlined, as well as other specifications, as needed. Indicator rates were calculated using only the BH-MCO's data systems to identify numerator positives (i.e., administratively).

This performance measure assessed the percentage of discharges for members 6 years of age and older who were hospitalized for treatment of selected mental health disorders, who were seen on an ambulatory basis or who were in day/night treatment with a mental health provider on the date of discharge up to 7 and 30 days after hospital discharge.

There were four separate measurements related to Follow-up After Hospitalization. All utilized the same denominator, but had different numerators.

Eligible Population

The entire eligible population was used for all 29 HC BH Contractors participating in the MY 2017 study. Eligible cases were defined as those members in the HealthChoices program who met the following criteria:

- Members who had one (or more) hospital discharges from any acute care facility with a discharge date occurring between January 1 and December 1, 2017;
- A principal ICD-9- or ICD-10-CM diagnosis code indicating one of the specified mental health disorders;
- Six years old and over as of the date of discharge; and
- Continuously enrolled from the date of hospital discharge through 30 days after discharge, with no gaps in enrollment.

Members with multiple discharges on or before December 1, 2017, greater than 30 days apart, with a principal diagnosis indicating one of the mental health disorders specified, are counted more than once in the eligible population. If a readmission or direct transfer followed a discharge for one of the selected mental health disorders to an acute mental health facility within 30 days after discharge, only the subsequent discharge is counted in the denominator, as long as the subsequent discharge is on or before December 1, 2017. The methodology for identification of the eligible population for these indicators was consistent with the HEDIS 2018 methodology for the Follow-up After Hospitalization for Mental Illness measure.

HEDIS Follow-up Indicators

Quality Indicator 1 (QI 1): Follow-up After Hospitalization for Mental Illness Within 7 Days after Discharge (Calculation based on Industry Standard codes used in HEDIS)

Numerator: An ambulatory visit with a mental health practitioner on the date of discharge up to 7 days after hospital discharge with one of the qualifying industry-standard ambulatory service codes. The date of service must clearly indicate a qualifying ambulatory visit with a mental health practitioner or day/night treatment with a mental health practitioner.

Quality Indicator 2 (QI 2): Follow-up After Hospitalization for Mental Illness Within 30 Days after Discharge (Calculation based on Industry Standard codes used in HEDIS)

Numerator: An ambulatory visit with a mental health practitioner on the date of discharge or up to 30 days after hospital discharge with one of the qualifying industry-standard ambulatory service codes. The date of service must clearly indicate a qualifying ambulatory visit with a mental health practitioner or day/night treatment with a mental health practitioner.

PA-Specific Follow-up Indicators

Quality Indicator A (QI A): Follow-up After Hospitalization for Mental Illness Within 7 Days after Discharge (Calculation based on Numerator 1 codes and additional PA-specific codes not used in HEDIS)

Numerator: An ambulatory visit with a mental health practitioner or peer support network on the date of discharge or up to 7 days after hospital discharge with one of the qualifying industry standard or one of the PA-specific ambulatory service codes provided. The date of service must clearly indicate a qualifying ambulatory visit with a mental health practitioner or day/night treatment with a mental health practitioner.

Quality Indicator B (QI B): Follow-up After Hospitalization for Mental Illness Within 30 Days after Discharge (Calculation based on Numerator 1 codes and additional PA-specific codes not used in HEDIS)

Numerator: An ambulatory visit with a mental health practitioner or peer support network on the date of discharge or up to 30 days after hospital discharge with one of the qualifying industry standards or one of the PA-specific ambulatory service codes provided. The date of service must clearly indicate a qualifying ambulatory visit with a mental health practitioner or day/night treatment with a mental health practitioner.

Quality Indicator Significance

According to the *Global Burden of Disease: 2004 Update* released by the World Health Organization in 2008, mental illnesses and mental disorders represent 6 of the 20 leading causes of disability worldwide. Among developed nations, depression is the leading cause of disability for people ages 0–59 years, followed by drug and alcohol use disorders and psychoses (e.g., bipolar disorder and schizophrenia; World Health Organization, 2008). Mental disorders also contribute to excess mortality from suicide, one of the leading preventable causes of death in the United States. Additionally, patients with schizophrenia or bipolar disorder have elevated rates of preventable medical co-morbidities (Dombrovski & Rosenstock, 2004; Moran, 2009) such as obesity, cardiovascular diseases, and diabetes, partly attributed to the epidemiology of the disorder, antipsychotic prescription patterns (Gill, 2005; Leslie & Rosenheck, 2004), reduced use of preventive services (Druss et al., 2002), and substandard medical care that they receive (Desai et al., 2002; Frayne et al., 2005; Druss et al., 2000). Moreover, these patients are five times more likely to become homeless than those without these disorders (Averyt et al., 1997). On the whole, serious mental illnesses account for more than 15% of overall disease burden in the United States (National Institute of Mental Health, 2009), and they incur a growing estimate of \$317 billion in economic burden through direct (e.g., medication, clinic visits or hospitalization) and indirect (e.g., reduced productivity and income) channels (Insel, 2008). For these reasons, timely and appropriate treatment for mental illnesses is essential.

It has long been recognized that continuity of care is critical to positive outcome and to prevent long-term deterioration in people with severe and persistent mental illness (D’Mello et al., 1995). As noted in its 2007 *The State of Health Care Quality* report by the NCQA, appropriate treatment and follow-up care can reduce the duration of disability from mental illnesses, and the likelihood of recurrence. An outpatient visit within at least 30 days (ideally seven days) of discharge ensures that the patient’s transition to home and/or work is supported and that gains made during hospitalization are maintained. These types of contacts specifically allow physicians to ensure medication effectiveness and compliance and to identify complications early on in order to avoid more inappropriate and costly use of hospitals and emergency departments (van Walraven et al., 2004). With the expansion of evidence-based practice in the recent decade, continuity has become a core principle in care delivery and in performance measurement for mental health services (Hermann, 2000). One way to improve continuity of care is to provide greater readiness of aftercare by shortening the time between discharge from the hospital and the first day of outpatient contact (Hermann, 2000).

The difficulty in engaging psychiatric patients after inpatient hospitalization, however, has been a long-standing concern of behavioral health care systems, with some researchers having estimated that 40 to 60% of patients fail to connect with an outpatient clinician (Cuffel et al., 2002). Research has demonstrated that patients who do not have an outpatient appointment after discharge were two times more likely to be re-hospitalized in the same year than patients who kept at least one outpatient appointment (Nelson et al., 2000). Over the course of a year, patients who have kept appointments have been shown to have a decreased chance of being re-hospitalized than those who do not follow up with outpatient care (Nelson et al., 2000). Patients who received follow-up care were also found to have experienced better quality of life at endpoint, better community function, lower severity of symptoms, and greater service satisfaction (Adair et al., 2005). Patients with higher functioning, in turn, had significantly lower community costs, and improved provider continuity was associated with lower hospital (Mitton et al., 2005) and Medicaid costs (Chien et al., 2000).

There are various measures of treatment efficacy, such as service satisfaction, functional status and health outcomes. Among them, re-hospitalization rates continue to be used as a reliable indicator of the effectiveness of inpatient treatment (Chien et al., 2000). Inpatient readmission is clearly a step backward in treatment and a costly alternative to effective and efficient ambulatory care. Timely follow-up care, therefore, is an important component of comprehensive care, and is an effective means to control the cost and maximize the quality of mental health services.

As noted, this measure and the issue of follow-up have been and remain of interest to OMHSAS, and results are reviewed for potential trends each year. While factors such as those outlined in this section may persist and continue to impact follow-up rates, OMHSAS is exploring new and related areas of research as well as the factors that may impact optimal follow-up. OMHSAS will continue to discuss the development of new or enhanced initiatives with the goal of continual improvement of care.

Methodology

A cross-sectional quality improvement study design was employed. The source for all information was administrative data provided to IPRO by the BH-MCOs for each HC BH Contractor participating in the current study. The source for all administrative data was the BH-MCOs' transactional claims systems. Each BH-MCO was also required to submit the follow-up rates calculated for the four indicators, along with their data files for validation purposes. The BH-MCOs were given the opportunity for resubmission, as necessary.

Performance Goals

At the conclusion of the validation process for MY 2011, OMHSAS began re-examination of the benchmarks. This discussion was based on several years of performance data from this measure, as well as the comparisons to the HEDIS percentiles. As a result of this discussion, OMHSAS adopted HEDIS percentiles as the goals for the HEDIS follow-up indicators. The three-year OMHSAS goal was to achieve the 75th percentile for ages 6 to 64, based on the annual HEDIS published percentiles for 7-day and 30-day FUH by MY 2017. For MY 2013 through MY 2017, BH-MCOs were given interim goals for the next MY for both the 7-day and 30-day follow-up rates based on their previous years' results. The interim goals are defined as follows (Note: If any of the following rules generate a goal lower than the previous year's goal, then the new goal = last year's goal, even if this amounts to a greater than 5% improvement):

1. If the yearly rate is below the NCQA Quality Compass[®] 50th percentile, then:
 - a. If rate \geq 5 percentage points (PPs) below the Quality Compass 50th percentile, then new goal = last year's rate + 5% improvement over last year's rate.
 - b. If rate \geq 2 PPs and $<$ 5 PPs below the Quality Compass 50th percentile, then new goal = last year's rate + 5% improvement over last year's rate, or the Quality Compass 50th percentile, whichever is less.
 - c. If rate $<$ 2 PPs below the Quality Compass 50th percentile, then new goal = the Quality Compass 50th percentile.
2. If the yearly rate is rate is above or equal to the Quality Compass 50th percentile and below the 75th percentile, then:
 - a. If rate \geq 2 PPs below the Quality Compass 75th percentile, then new goal = last year's rate + 2% improvement over last year's rate.
 - b. If rate $<$ 2 PPs below the Quality Compass 75th percentile, then new goal = last year's rate + 2% improvement over last year's rate, or the Quality Compass 75th percentile, whichever is less.
3. If rate is above or equal to the Quality Compass 75th percentile, then new goal = last year's goal.

Interim goals were provided to the BH-MCOs after the MY 2016 rates were received. The interim goals were updated from MY 2013 to MY 2017. The interim goals are used the BH-MCOs progress in achieving the OMHSAS goal of the 75th percentile.

HEDIS percentiles for the 7-day and 30-day FUH indicators have been adopted as the benchmarks for determining the requirement for a root cause analysis for these indicators. As noted in Section V of this report, beginning with MY 2012 performance, and continuing through MY 2017, rates for the HEDIS FUH 7-day and 30-day indicators that fall below the 75th percentile for each of these respective indicators will result in a request for a root cause analysis.

Data Analysis

The quality indicators were defined as rates, based on a numerator of qualifying events or members and a denominator of qualifying events or members, defined according to the specifications of the measure. The HealthChoices Aggregate (Statewide) for each indicator was the total numerator divided by the total denominator, which represented the rate derived for the Statewide population of denominator-qualifying events or members. Year-to-year comparisons to MY 2016 rates were provided where applicable. Additionally, as appropriate, disparate rates were calculated for various categories in the current study. To compare rates, a z statistic for comparing proportions for two independent samples was used. To calculate the test statistic, the two proportions were averaged (“pooled”) through the following formula:

$$\hat{p} = \frac{N1 + N2}{D1 + D2}$$

Where:

N1 = Current year (MY 2017) numerator
N2 = Prior year (MY 2016) numerator
D1 = Current year (MY 2017) denominator
D2 = Prior year (MY 2016) denominator

The single proportion estimate was then used for estimating the standard error (SE).

Z-test-statistic was obtained by dividing the difference between the proportions by the standard error of the difference. Analysis that uses the z test assumes that the data and their test statistics approximate a normal distribution. To correct for approximation error, the Yates correction for continuity was applied:

$$z - statistic = \frac{ABS(p1 - p2) - 0.5(\frac{1}{D1} + \frac{1}{D2})}{\sqrt{\hat{p}(1 - \hat{p})[\frac{1}{D1} + \frac{1}{D2}]}}$$

Where:

p1 = Current year (MY 2017) quality indicator rate
p2 = Prior year (MY 2016) quality indicator rate

Two-tailed statistical significant tests were conducted at p value = 0.05 to test the null hypothesis of:

$$H_0: p1 = p2$$

Percentage point difference (PPD), as well as 95% confidence intervals for difference between the two proportions, were also calculated. Confidence intervals were not calculated if denominators of rates contained fewer than 100 members.

It should be noted that Pennsylvania continued its Medicaid expansion under the Affordable Care Act in 2017. Due to data quality concerns with identifying the Medicaid expansion subpopulation, however, the decision was made not to compare rates for this subpopulation; thus, any potential impacts on rates from the Medicaid expansion were not evaluated for MY 2017. The plan is to incorporate this analysis in next year’s BBA report.

Limitations

The tables and figures in this section present rates, confidence intervals, and tests of statistical significance for HC BH Contractors. Caution should be exercised when interpreting results for small denominators. A denominator of 100 or greater is preferred for drawing conclusions from z-score tests of the performance measure results. In addition, the above analysis assumes that the proportions being compared come from independent samples. To the extent that this is not the case, the findings should be interpreted with caution.

Findings

BH-MCO and HC BH Contractor Results

The HEDIS follow-up indicators are presented for three age groups: ages 6 to 64, ages 6 and older, and ages 6 to 20. The results for the 6 to 64 years old age group are presented to compare the BH-MCOs and HC BH Contractor results to the OMHSAS interim and final goals for this age group. The 6+ years old results are presented to show the follow-up rates for the overall HEDIS population, and the 6 to 20 years old age group results are presented to support the Children's Health Insurance Program Reauthorization Act (CHIPRA) reporting requirements. The results for the PA-specific follow-up indicators are presented for ages 6+ years old only.

The results are presented at the BH-MCO- and HC BH-Contractor level when multiple HC BH Contractors are represented by a single BH-MCO. The BH-MCO-specific rates were calculated using the numerator (N) and denominator (D) for that particular BH-MCO (i.e., across HC BH Contractors with the same contracted BH-MCO). The HC BH Contractor-specific rates were calculated using the numerators and denominators for that particular HC BH Contractor. For each of these rates, the 95% confidence interval (CI) is reported. The HealthChoices BH Aggregate (Statewide) rates were also calculated for the indicators.

BH-MCO-specific rates were compared to the HealthChoices BH Statewide rates to determine if they were statistically significantly above or below that value. Whether or not a BH-MCO performed statistically significantly above or below the average was determined by whether or not that BH-MCO's 95% CI included the HealthChoices BH Statewide rate for the indicator. Statistically significant BH-MCO differences are noted.

HC BH Contractor-specific rates were also compared to the HealthChoices BH Statewide rates to determine if they were statistically significantly above or below that value. Whether or not a HC BH Contractor performed statistically significantly above or below the average was determined by whether or not that HC BH Contractor 95% CI included the HealthChoices BH Statewide rate for the indicator. Statistically significant HC BH Contractor-specific differences are noted.

The HEDIS follow-up results for the 6 to 64 years old age group and the 6+ years old age groups are compared to the MY 2017 HEDIS national percentiles. NCQA produces annual HEDIS Follow-up After Mental Health benchmarks for the 6+ years old age band only; therefore, results for the 6 to 64 years old age group are compared to percentiles for the 6+ years old age bands. The percentile comparison for the ages 6 to 64 years old age group is presented to show BH-MCO and HC BH Contractor progress with meeting the OMHSAS goal of follow-up rates at or above the 75th percentile by MY 2017. HEDIS percentile comparisons for the ages 6+ years old age group are presented for illustrative purposes only. The HEDIS follow-up results for the 6 to 20 years old age group are not compared to HEDIS benchmarks for the 6+ years old age band.

I: HEDIS Follow-up Indicators

(a) Age Group: 6–64 Years Old

As noted in the Performance Goal section, OMHSAS has elected to set a three-year goal for both the HEDIS 7-day and 30-day follow-up measures for members ages 6 to 64 years old. The goal was for all HC BH Contractor and BH-MCO rates to meet or exceed the HEDIS 75th percentile by MY 2017. For MYs 2013 through 2017, BH-MCOs were given interim goals for the next MY for both the 7-day and 30-day follow-up rates based on their previous years' results. **Table 3.1** shows the MY 2017 results compared to their MY 2017 goals and HEDIS percentiles, as well as to MY 2016.

The MY 2017 HealthChoices Aggregate (Statewide) HEDIS follow-up rates in the 6 to 64 year age group were 39.3% for Q1 1 and 60.9% Q1 2 (**Table 3.1**). These rates were statistically significantly lower than the HealthChoices Aggregate rates

for this age group in MY 2016, which were 43.7% and 63.5%, respectively. The HealthChoices Aggregate rates were below the MY 2017 interim goals of 48.5% for Q1 1 and 69.2% for Q1 2; therefore, neither of the interim goals were met in MY 2017. Both HealthChoices Aggregate rates were between the NCQA 50th and 75th percentile; therefore, the OMHSAS goal of meeting or exceeding the HEDIS 75th percentile was not achieved by the HealthChoices population in MY 2017 for either rate.

The MY 2017 MBH Q1 1 rate for members ages 6 to 64 was 35.3%, an 8.9 percentage point decrease from the MY 2016 rate of 44.2% (Table 3.1). MBH's corresponding Q1 2 rate was 57.9%, a 2.3 percentage point decrease from the MY 2016 rate of 60.2%. Both rates were statistically significantly lower than the prior year. MBH's rates were below its target goals of 51.3% for Q1 1 and 69% for Q1 2; therefore, neither of the interim follow-up goals were met in MY 2017. Both HEDIS rates for this age group were between the HEDIS 2018 25th and 50th percentiles; therefore, the OMHSAS goal of meeting or exceeding the 75th percentile was not achieved by MBH in MY 2017 for either rate.

From MY 2016 to MY 2017, all the MBH HC BH Contractors experienced a statistically significant drop for Q1 1 rates. All Q1 2 rates were lower in MY 2017 compared to MY 2016, but this change was not statistically significant for Lehigh, Montgomery, and Northampton. Year-to-year comparison was not performed for Cambria because this contractor switched to MBH on July 1, 2017 and data were not available for the prior year (Table 3.1). None of the Contractors met their MY 2017 interim goals of performing at or above 75th percentile for Q1 1 or Q2.

Table 3.1: MY 2017 HEDIS FUH 7- and 30-Day Follow-up Indicators (6–64 Years)

MY 2017								MY 2016	MY 2017 Rate Comparison			
Measure	(N)	(D)	%	95% CI		Goal			To MY 2016		To MY 2017 HEDIS Medicaid Percentiles	
				Lower	Upper	%	Met?		PPD	SSD		
Q11 – HEDIS 7-Day Follow-up (6–64 Years)												
HealthChoices (Statewide)	16,420	41,778	39.3%	38.8%	39.8%	48.5%	No	43.7%	-4.4	Yes	Below 75th percentile, above 50th percentile	
Magellan	2,388	6,763	35.3%	34.2%	36.5%	51.3%	No	44.2%	-8.9	Yes	Below 50th percentile, above 25th percentile	
Bucks	381	1,143	33.3%	30.6%	36.1%	53.2%	No	43.2%	-9.9	Yes	Below 50th percentile, above 25th percentile	
Cambria*	88	257	34.2%	28.2%	40.2%	44.9%	No	N/A	N/A	N/A	Below 50th percentile, above 25th percentile	
Delaware	463	1,357	34.1%	31.6%	36.7%	49.7%	No	43.9%	-9.8	Yes	Below 50th percentile, above 25th percentile	
Lehigh	529	1,494	35.4%	32.9%	37.9%	50.8%	No	43.7%	-8.3	Yes	Below 50th percentile, above 25th percentile	
Montgomery	621	1,633	38.0%	35.6%	40.4%	51.0%	No	46.4%	-8.4	Yes	Below 75th percentile, above 50th percentile	
Northampton	306	879	34.8%	31.6%	38.0%	52.6%	No	42.9%	-8.1	Yes	Below 50th percentile, above 25th percentile	
Q12 – HEDIS 30-Day Follow-up (6–64 Years)												
HealthChoices (Statewide)	25,425	41,778	60.9%	60.4%	61.3%	69.2%	No	63.5%	-2.6	Yes	Below 75th percentile, above 50th percentile	
Magellan	3,914	6,763	57.9%	56.7%	59.1%	69.0%	No	60.2%	-2.3	Yes	Below 50th percentile, above 25th percentile	
Bucks	624	1,143	54.6%	51.7%	57.5%	70.8%	No	59.9%	-5.3	Yes	Below 50th percentile, above 25th percentile	
Cambria*	171	257	66.5%	60.6%	72.5%	72.3%	No	N/A	N/A	N/A	Below 75th percentile, above 50th percentile	
Delaware	723	1,357	53.3%	50.6%	56.0%	66.6%	No	58.3%	-5.0	Yes	Below 50th percentile, above 25th percentile	

MY 2017								MY 2016 %	MY 2017 Rate Comparison		
			95% CI		Goal		To MY 2016		To MY 2017 HEDIS Medicaid Percentiles		
Measure	(N)	(D)	%	Lower	Upper	%	Met?			PPD	SSD
Lehigh	887	1,494	59.4%	56.8%	61.9%	69.0%	No	60.3%	-0.9	No	Below 50th percentile, above 25th percentile
Montgomery	976	1,633	59.8%	57.4%	62.2%	66.9%	No	61.5%	-1.7	No	Below 75th percentile, above 50th percentile
Northampton	533	879	60.6%	57.4%	63.9%	73.9%	No	60.6%	-0.0	No	Below 75th percentile, above 50th percentile

N: numerator; D: denominator; CI: confidence interval; PPD: percentage point difference; SSD: statistically significant difference; N/A: Confidence intervals were not calculated if denominators of rates contained fewer than 100 members.

* Note: Cambria moved its HC BH Contract from VBH to MBH, effective July 1, 2017.

Figure 3.1 is a graphical representation of MY 2017 HEDIS FUH 7- and 30-Day follow-up rates in the 6 to 64 years old population for MBH and its associated HC BH Contractors.

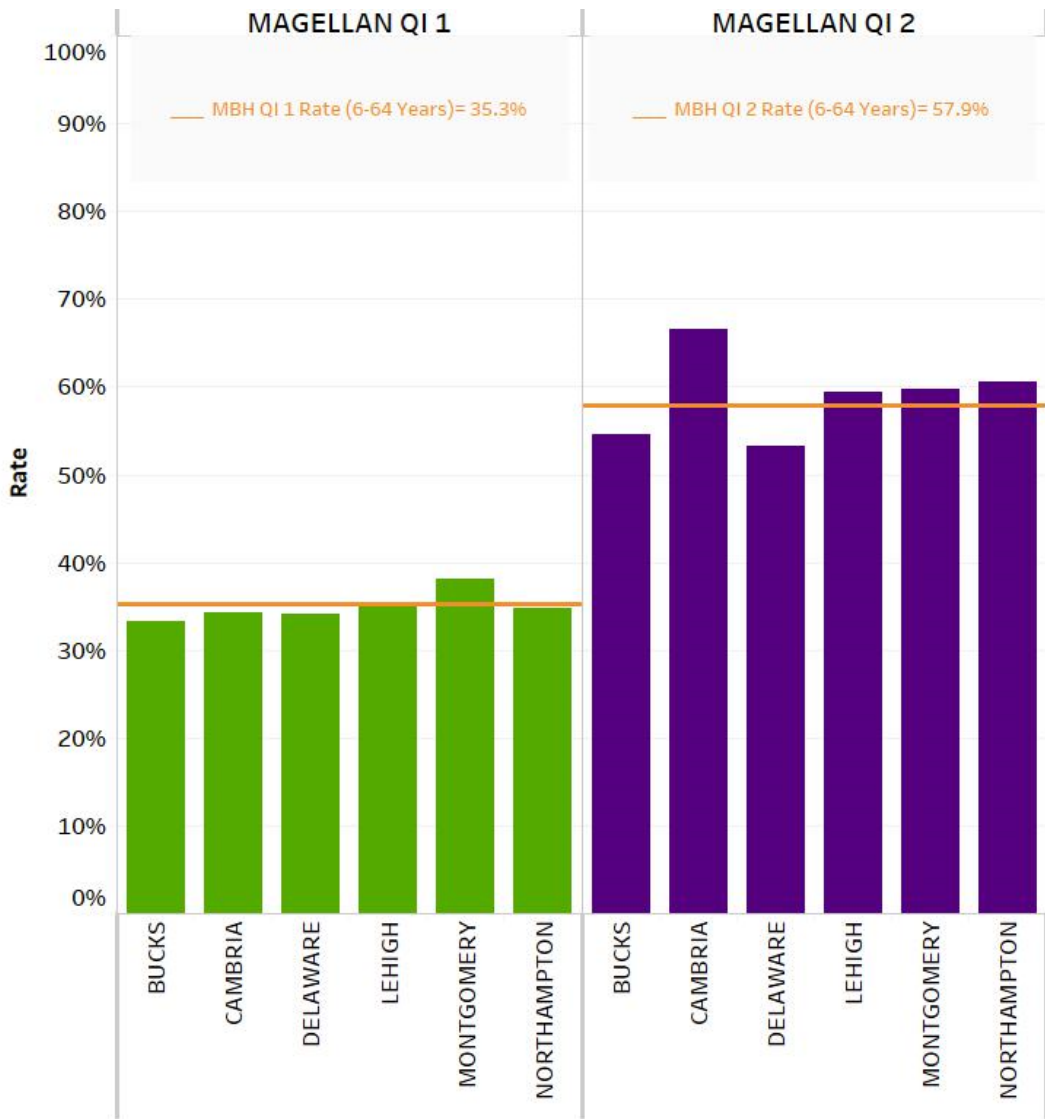


Figure 3.1: MY 2017 HEDIS FUH 7- and 30-Day Follow-up Rates (6-64 Years).

Figure 3.2 shows the HC BH (Statewide) rates for this age cohort and the individual HC BH Contractor rates that were statistically significantly higher or lower than the HC BH (Statewide) rate. Q1 1 rate of Lehigh, Northampton, Delaware, and Bucks were statistically significantly below the MY 2017 Q1 1 HC BH rate of 39.3% by differences ranging from 3.9 percentage points for Lehigh to 6.0 percentage points for Bucks. The Q1 2 rates for Bucks and Delaware were statistically significantly below the Q1 2 HC BH rate of 60.9% by 6.3 and 7.6 percentage points, respectively.



Figure 3.2: Comparison of MBH Contractor MY 2017 HEDIS FUH 7- and 30-Day Follow-up Rates (6–64 Years) versus HealthChoices (Statewide) MY 2017 HEDIS FUH Follow-up Rates (6–64 Years).

(b) Overall Population: 6+ Years Old

The MY 2017 HealthChoices Aggregate HEDIS follow-up rates were 39.1% for Q1 1 and 60.6% for Q1 2 (**Table 3.2**). These rates were statistically significantly lower than the HealthChoices Aggregate rates in MY 2016, which were 43.5% and 63.2%, respectively. For MBH, the MY 2017 Q1 1 rate was 35.1%, a statistically significant decrease of 8.8 percentage points from the prior year. The MBH Q1 2 rate was 57.5%, a statistically significant decrease of 2.6 percentage points from the MY 2016 Q1 2 rate. Both Q1 1 and Q1 2 rates were dropped from MY 2016 to MY 2017 for all HC BH contractors. This change was not statistically significant for Lehigh, Montgomery, and Northampton for Q1 2 (**Table 3.2**).

Year-to-year comparison was not performed for Cambria because this contractor switched to MBH on July 1, 2017, and data were not available for the prior year.

Table 3.2: MY 2017 HEDIS FUH 7- and 30-Day Follow-up Indicators (Overall)

MY 2017						MY 2016 %	MY 2017 Rate Comparison		
			95% CI		To MY 2016				
Measure	(N)	(D)	%	Lower	Upper	PPD	SSD	To MY 2017 HEDIS Medicaid Percentiles	
Q11 – HEDIS 7-Day Follow-up (Overall)									
Statewide	16,536	42,283	39.1%	38.6%	39.6%	43.5%	-4.4	Yes	Below 75th percentile, above 50th percentile
Magellan	2,404	6,849	35.1%	34.0%	36.2%	43.9%	-8.8	Yes	Below 50th percentile, above 25th percentile
Bucks	383	1,154	33.2%	30.4%	35.9%	42.8%	-9.6	Yes	Below 50th percentile, above 25th percentile
Cambria*	88	262	33.6%	27.7%	39.5%	N/A	N/A	N/A	Below 50th percentile, above 25th percentile
Delaware	465	1,367	34.0%	31.5%	36.6%	43.7%	-9.7	Yes	Below 50th percentile, above 25th percentile
Lehigh	532	1,514	35.1%	32.7%	37.6%	43.6%	-8.5	Yes	Below 50th percentile, above 25th percentile
Montgomery	628	1,653	38.0%	35.6%	40.4%	46.3%	-8.3	Yes	Below 75th percentile, above 50th percentile
Northampton	308	899	34.3%	31.1%	37.4%	42.3%	-8.0	Yes	Below 50th percentile, above 25th percentile
Q12 – HEDIS 30-Day Follow-up (Overall)									
Statewide	25,630	42,283	60.6%	60.1%	61.1%	63.2%	-2.6	Yes	Below 75th percentile, above 50th percentile
Magellan	3,940	6,849	57.5%	56.3%	58.7%	60.1%	-2.6	Yes	Below 50th percentile, above 25th percentile
Bucks	629	1,154	54.5%	51.6%	57.4%	59.6%	-5.1	Yes	Below 50th percentile, above 25th percentile
Cambria*	171	262	65.3%	59.3%	71.2%	N/A	N/A	N/A	Below 75th percentile, above 50th percentile
Delaware	726	1,367	53.1%	50.4%	55.8%	58.5%	-5.4	Yes	Below 50th percentile, above 25th percentile
Lehigh	895	1,514	59.1%	56.6%	61.6%	60.1%	-1.0	No	Below 50th percentile, above 25th percentile
Montgomery	984	1,653	59.5%	57.1%	61.9%	61.5%	-2.0	No	Below 50th percentile, above 25th percentile
Northampton	535	899	59.5%	56.2%	62.8%	60.4%	-0.9	No	Below 50th percentile, above 25th percentile

N: numerator; D: denominator; CI: confidence interval; PPD: percentage point difference; SSD: statistically significant difference; N/A: Confidence intervals were not calculated if denominators of rates contained fewer than 100 members.

* Note: Cambria moved its HC BH Contract from VBH to MBH, effective July 1, 2017.

Figure 3.3 is a graphical representation of the MY 2017 HEDIS follow-up rates for MBH and its associated HC BH Contractors.

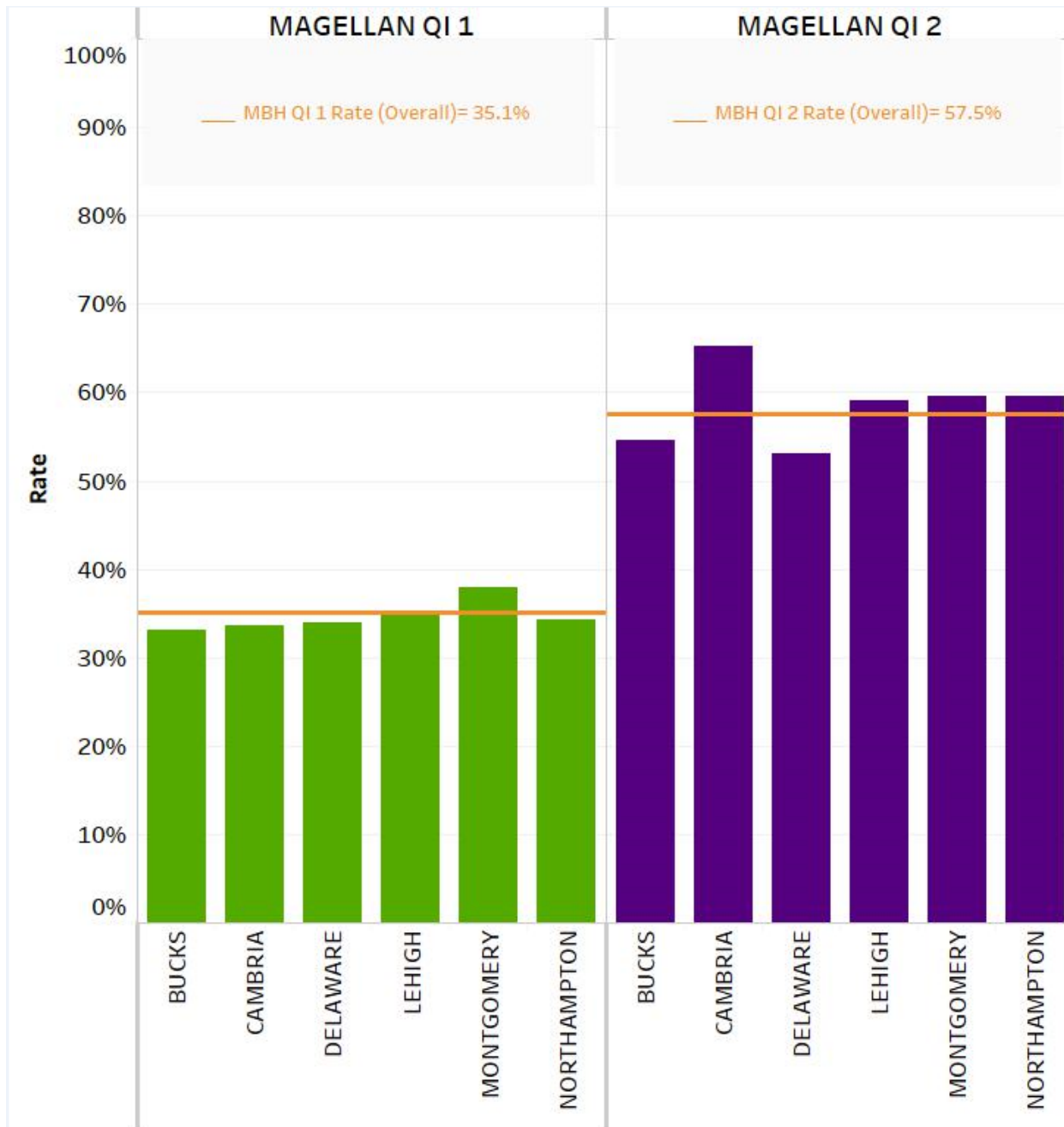


Figure 3.3: MY 2017 HEDIS FUH 7- and 30-Day Follow-up Rates (Overall).

Figure 3.4 shows the HC BH (Statewide) rates and the individual HC BH Contractor rates that were statistically significantly higher or lower than its statewide benchmark. Q1 rates for Lehigh, Northampton, Delaware, and Bucks were statistically significantly below the MY 2017 Q1 HC BH rate of 39.1% percentage points, ranging from 4.0 for Lehigh to 5.9 for Bucks. The Q2 rates for Bucks and Delaware were statistically significantly below the Q2 HC BH rate of 60.6% by 6.1 and 7.5 percentage point differences, respectively.

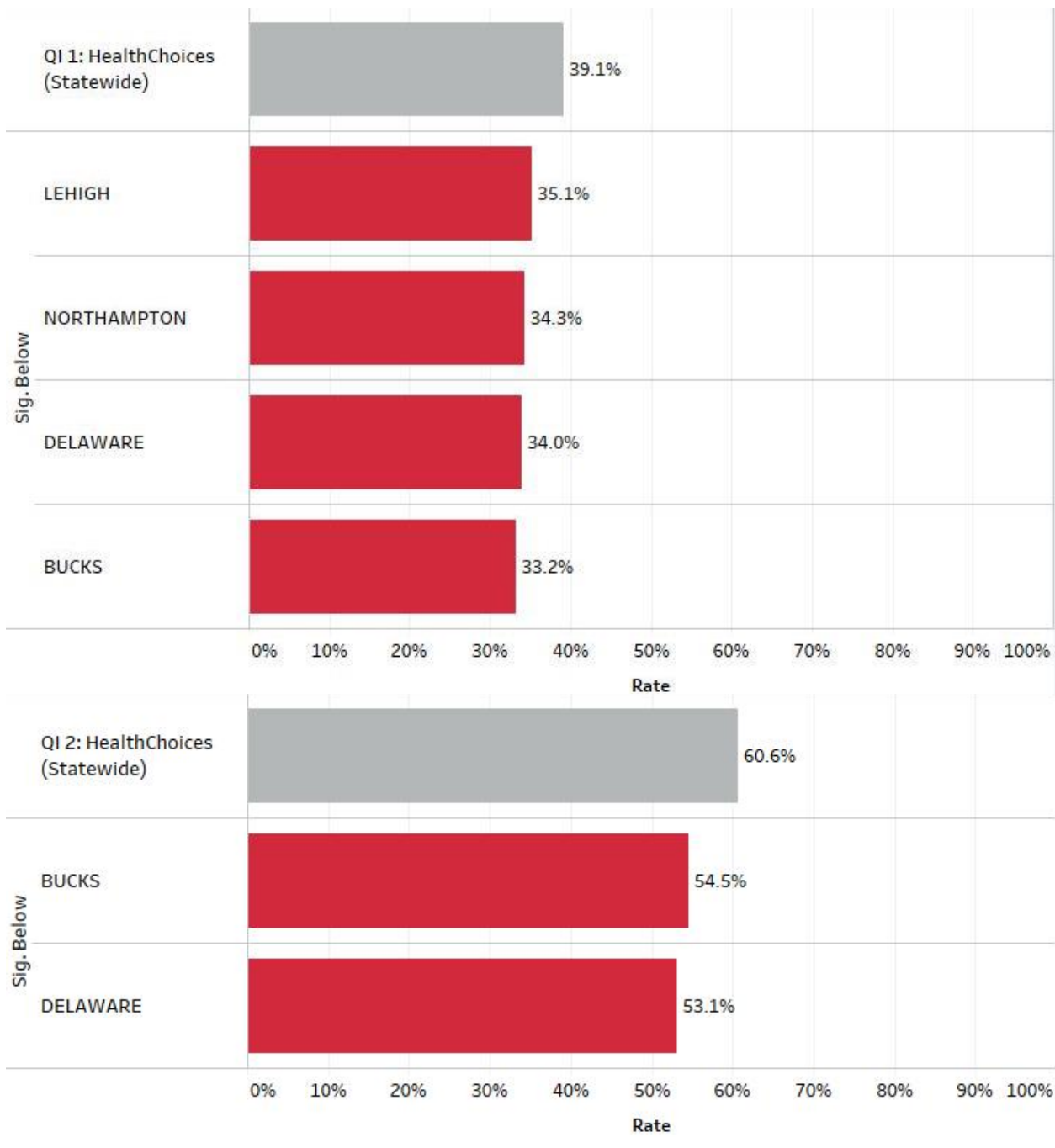


Figure 3.4: Comparison of MBH Contractor MY 2017 HEDIS FUH 7- and 30-Day Follow-up Rates (Overall) versus HealthChoices (Statewide) MY 2017 HEDIS FUH Follow-up Rates (Overall).

(c) Age Group: 6–20 Years Old

The MY 2017 HealthChoices Aggregate rates in the 6 to 20 years old age group were 51.1% for Q1 1 and 74.0% for Q1 2 (Table 3.3). These rates were significantly lower than the MY 2016 HealthChoices Aggregate rates for the 6 to 20 years old age cohort, which were 56.1% and 77.4%, respectively. The MBH MY 2017 HEDIS rates for members ages 6 to 20 years old decreased significantly to 44.2% for Q1 1 and 68.5% for Q1 2 compared to the last year’s rates (Table 3.3). All MBH Contractors experienced significant drops in their Q1 1 rates. Although all Q1 2 Contractors’ rates decreased from MY 2016 to MY 2017, they did not change statistically significantly. Year-to-year comparison was not performed for Cambria because this contractor switched to MBH on July 1, 2017, and data were not available for the prior year.

Table 3.3: MY 2017 HEDIS FUH 7- and 30-Day Follow-up Indicators (6–20 Years)

MY 2017						MY 2016 %	MY 2017 Rate Comparison to MY 2016	
Measure	(N)	(D)	%	95% CI			PPD	SSD
				Lower	Upper			
Q1 – HEDIS 7-Day Follow-up (6–20 Years)								
Statewide	5,792	11,325	51.1%	50.2%	52.1%	56.1%	-5.0	Yes
Magellan	833	1,884	44.2%	41.9%	46.5%	53.9%	-9.7	Yes
Bucks	136	297	45.8%	40.0%	51.6%	55.9%	-10.1	Yes
Cambria*	33	73	45.2%	N/A	N/A	N/A	N/A	N/A
Delaware	165	394	41.9%	36.9%	46.9%	50.0%	-8.1	Yes
Lehigh	183	414	44.2%	39.3%	49.1%	55.0%	-10.8	Yes
Montgomery	208	437	47.6%	42.8%	52.4%	56.3%	-8.7	Yes
Northampton	108	269	40.1%	34.1%	46.2%	50.9%	-10.8	Yes
Q2 – HEDIS 30-Day Follow-up (6–20 Years)								
Statewide	8,380	11,325	74.0%	73.2%	74.8%	77.4%	-3.4	Yes
Magellan	1,290	1,884	68.5%	66.3%	70.6%	72.2%	-3.7	Yes
Bucks	212	297	71.4%	66.1%	76.7%	75.2%	-3.8	No
Cambria*	56	73	76.7%	N/A	N/A	N/A	N/A	N/A
Delaware	258	394	65.5%	60.7%	70.3%	68.2%	-2.7	No
Lehigh	284	414	68.6%	64.0%	73.2%	72.6%	-4.0	No
Montgomery	295	437	67.5%	63.0%	72.0%	72.8%	-5.3	No
Northampton	185	269	68.8%	63.0%	74.5%	72.1%	-3.3	No

N: numerator; D: denominator; CI: confidence interval; PPD: percentage point difference; SSD: statistically significant difference; N/A: Confidence intervals were not calculated if denominators of rates contained fewer than 100 members.

* Note: Cambria moved its HC BH Contract from VBH to MBH, effective July 1, 2017.

Figure 3.5 is a graphical representation of the MY 2017 HEDIS FUH 7- and 30-Day follow-up rates in the 6 to 20 years old population for MBH and its associated HC BH Contractors.

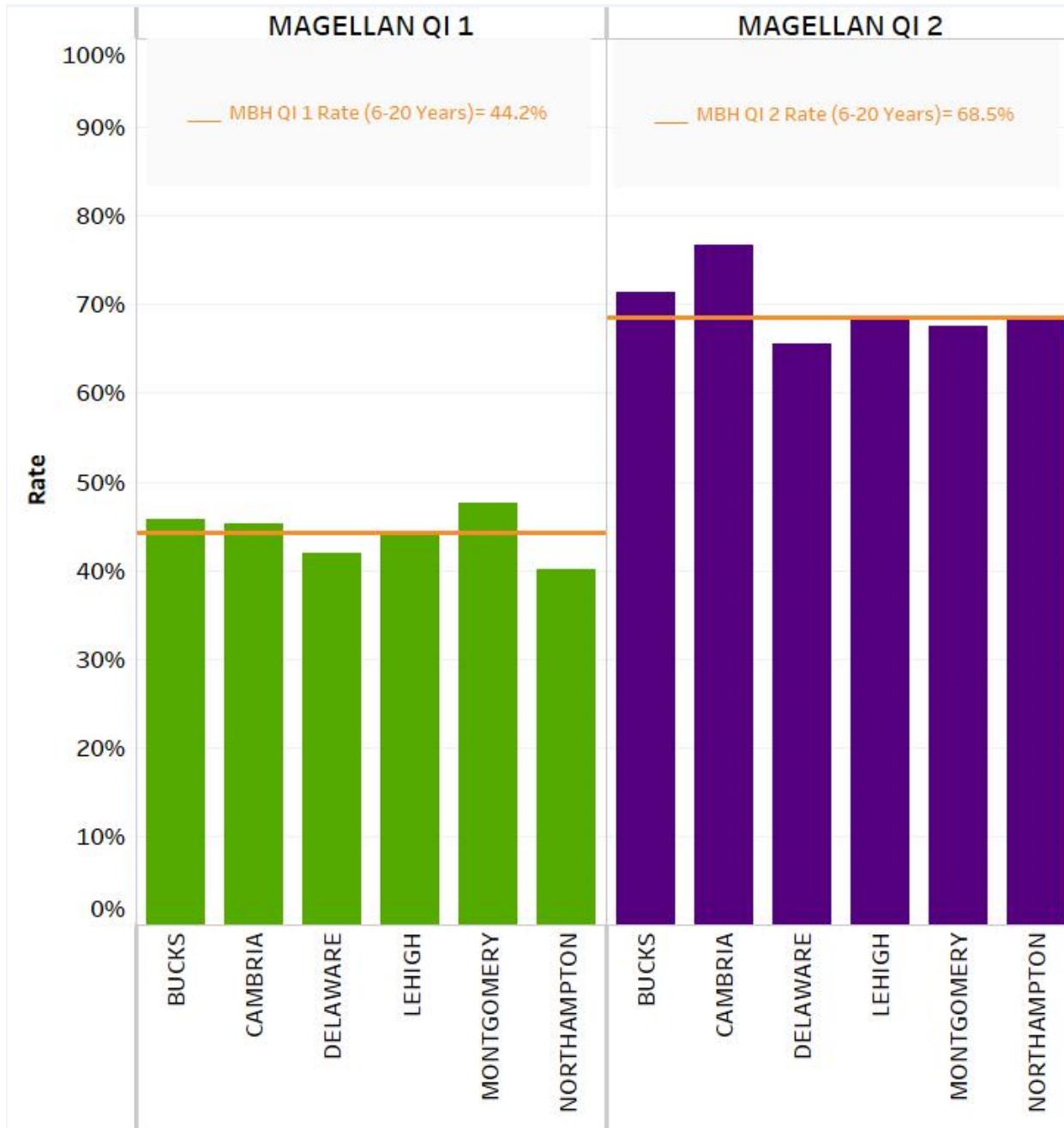


Figure 3.5: MY 2017 HEDIS FUH 7- and 30-Day Follow-up Rates (6-20 Years).

Figure 3.6 shows the HC BH (Statewide) rates for this age cohort and the individual HC BH Contractor rates that were statistically significantly higher or lower than the statewide rates. Q1 rates for Lehigh, Delaware, and Northampton fell significantly below the MY 2017 Q1 HC BH rate of 51.1% by percentage point differences, ranging from 6.9 for Lehigh to 11.0 for Northampton. Q2 rates for Lehigh, Montgomery, and Delaware were statistically significantly below the MY 2017 Q2 HC BH rate of 74.0%, with a decrease of 5.4 (for Lehigh) to 8.5 (for Delaware) percentage points compared to the Statewide rate.

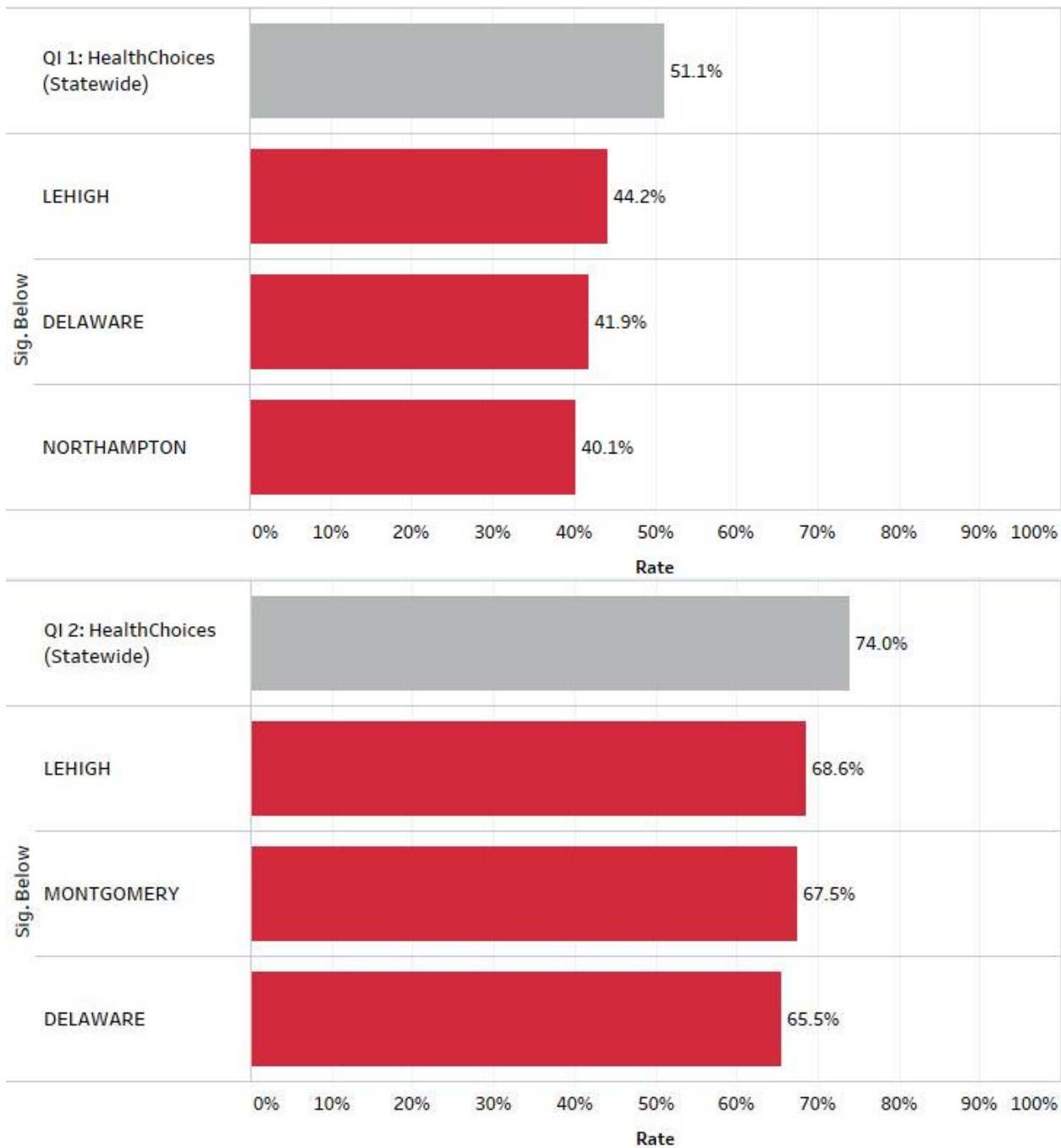


Figure 3.6: Comparison of MBH Contractor MY 2017 HEDIS FUH 7- and 30-Day Follow-up Rates (6-20 Years) versus HealthChoices (Statewide) MY 2017 HEDIS FUH Follow-up Rates (6-20 Years).

II: PA-Specific Follow-up Indicators

(a) Overall Population: 6+ Years Old

The MY 2017 HealthChoices Aggregate rates were 52.2% for QI A and 69.6% for QI B (Table 3.4). Both rates demonstrated statistically significant decreases from the MY 2016 PA-specific follow-up rates: the QI A rate decreased from the MY 2016 rate of 53.8% by 1.6 percentage points, while the QI B rate decreased from the MY 2016 rate of 70.4% percentage points by 0.8 percentage points. The MY 2017 MBH QI A rate was 47.6%, which represents a 3.9 percentage point drop from the prior year, and the MBH QI B rate was 63.0%, which represents a 2.7 percentage point decrease from the prior year. These year-to-year decreases were statistically significant.

From MY 2016 to MY 2017, all Contractors with MBH experienced decreases in their QI A and QI B rates, and some of those decreases were statistically significant. Lehigh experienced a decrease in its QI A rate, while Delaware saw significant decreases in both its QI A and QI B rates. Year-to-year comparison was not performed for Cambria because this contractor switched to MBH on July 1, 2017, and data were not available for the prior year (**Table 3.4**).

Table 3.4: MY 2017 PA-Specific FUH 7- and 30-Day Follow-up Indicators (Overall)

MY 2017						MY 2016 %	MY 2017 Rate Comparison to MY 2016	
Measure	(N)	(D)	%	95% CI			PPD	SSD
				Lower	Upper			
QI A – PA-Specific 7-Day Follow-up (Overall)								
Statewide	22,071	42,280	52.2%	51.7%	52.7%	53.8%	-1.6	Yes
Magellan	3,258	6,849	47.6%	46.4%	48.8%	51.5%	-3.9	Yes
Bucks	535	1,154	46.4%	43.4%	49.3%	49.7%	-3.3	No
Cambria*	125	262	47.7%	41.5%	53.9%	N/A	N/A	N/A
Delaware	620	1,367	45.4%	42.7%	48.0%	50.5%	-5.1	Yes
Lehigh	714	1,514	47.2%	44.6%	49.7%	51.9%	-4.7	Yes
Montgomery	834	1,653	50.5%	48.0%	52.9%	53.0%	-2.5	No
Northampton	430	899	47.8%	44.5%	51.2%	51.8%	-4.0	No
QI B – PA-Specific 30-Day Follow-up (Overall)								
Statewide	29,440	42,280	69.6%	69.2%	70.1%	70.4%	-0.8	Yes
Magellan	4,312	6,849	63.0%	61.8%	64.1%	65.7%	-2.7	Yes
Bucks	692	1,154	60.0%	57.1%	62.8%	63.5%	-3.5	No
Cambria*	180	262	68.7%	62.9%	74.5%	N/A	N/A	N/A
Delaware	803	1,367	58.7%	56.1%	61.4%	63.6%	-4.9	Yes
Lehigh	976	1,514	64.5%	62.0%	66.9%	67.2%	-2.7	No
Montgomery	1,076	1,653	65.1%	62.8%	67.4%	66.5%	-1.4	No
Northampton	585	899	65.1%	61.9%	68.2%	67.8%	-2.7	No

N: numerator; D: denominator; CI: confidence interval; PPD: percentage point difference; SSD: statistically significant difference; N/A: Confidence intervals were not calculated if denominators of rates contained fewer than 100 members.

* Note: Cambria moved its HC BH Contract from VBH to MBH, effective July 1, 2017.

Figure 3.7 is a graphical representation of the MY 2017 PA-specific follow-up rates for MBH and its associated HC BH Contractors.

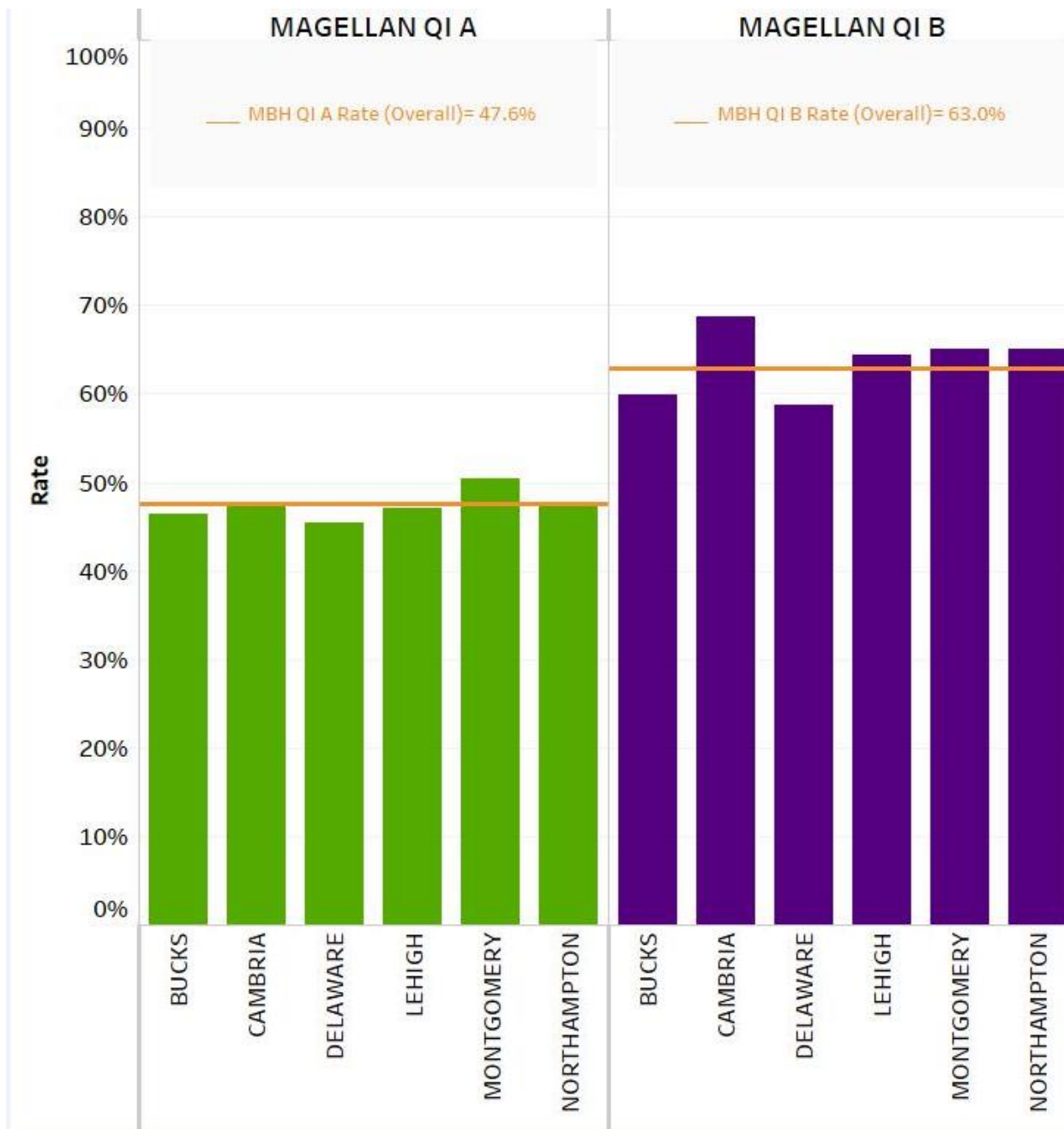


Figure 3.7: MY 2017 PA-Specific FUH 7- and 30-Day Follow-up Rates (Overall).

Figure 3.8 shows the HC BH (Statewide) rates and the individual HC BH Contractor rates that were statistically significantly higher or lower than the Statewide benchmark. QI A rates were lower than the HC BH rate of 52.2% for Northampton, Lehigh, Bucks, and Delaware in MY 2017. QI B rates for all MBH Contractors except for Cambria were statistically significantly lower than the QI B HC rate of 69.6%.

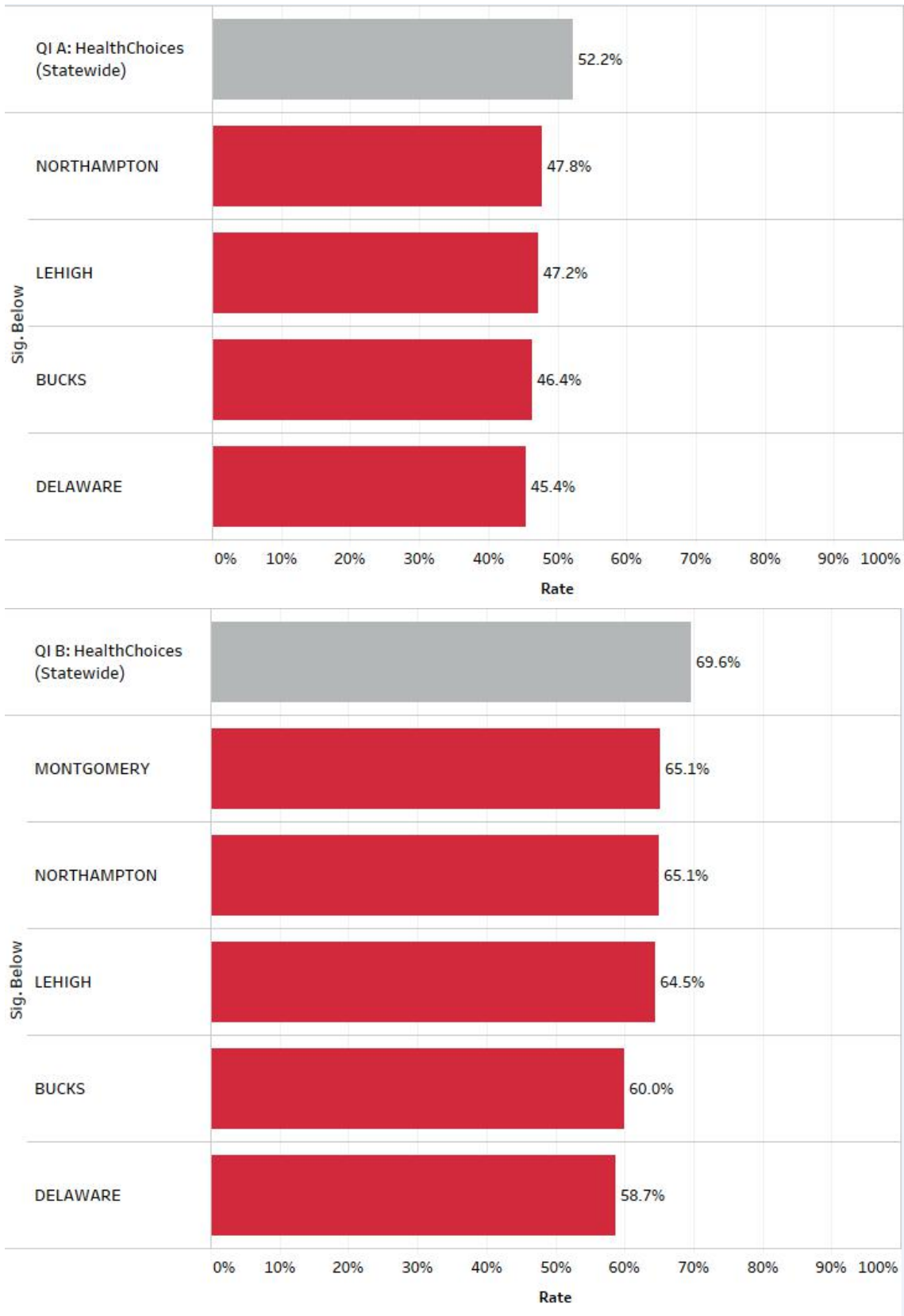


Figure 3.8: Comparison of MBH Contractor MY 2017 PA-Specific FUH 7- and 30-Day Follow-up Rates (Overall) versus HealthChoices (Statewide) MY 2017 PA-Specific FUH Follow-up Rates (Overall).

Conclusion and Recommendations

As with most reporting years, it is important to note that there were some changes to the HEDIS 2018 specifications, including the numerator exclusion of visits that occur on the date of discharge (although this exclusion did not extend to the PA-specific measure). That said, efforts should continue to be made to improve Follow-up After Hospitalization for Mental Illness performance, particularly for those BH-MCOs that performed below the HealthChoices Statewide rate. Following are recommendations that are informed by both the MY 2017 review as well as by the 2015 follow-up (care) study, which included results for MY 2014 and MY 2015:

- The purpose of this re-measurement study is to inform OMHSAS, the HC BH Contractors and the BH-MCOs of the effectiveness of the interventions implemented between 2012 and 2017, which included the first year of the current PIP cycle, to promote continuous quality improvement with regard to timely follow-up care after psychiatric hospitalization. The information contained within this study should be used to further develop strategies for improving the likelihood that at-risk members will receive follow-up care. BH-MCOs are expected to demonstrate meaningful improvement in behavioral health follow-up rates in the next few years as a result of their interventions. To that end, the HC BH Contractors and BH-MCOs participating in this study should identify interventions that are effective at improving behavioral health care follow-up. The HC BH Contractors and BH-MCOs should continue to conduct additional root cause and barrier analyses to identify further impediments in receiving follow-up care and then implement action and monitoring plans to further increase their rates. OMHSAS's shift in 2017 to a prospective RCA and CAP process should assist with this effort.
- It is essential to ensure that improvements are consistent, sustained across measurement years, and applicable to all groups. This year's findings indicate that, with some notable HC BH Contractor exceptions, FUH rates have, for the most part decreased (worsened), both for the State and for the BH-MCO. In some cases, the change was a continuation or even acceleration of existing trends. As previously noted, this analysis was not able to carry out more detailed examination of rates associated with the Medicaid expansion subpopulation. The potential impact on rates from the Medicaid expansion in 2017 could not be evaluated in this report. However, BH-MCOs and HC BH Contractors should review their data mechanisms to accurately identify this population. Previous recommendations still hold. For one, it is important for BH-MCOs and HC BH Contractors to analyze performance rates by racial and ethnic categories and to target the demographic populations that do not perform as well as their counterparts. It is recommended that BH-MCOs and HC BH Contractors continue to focus interventions on populations that exhibit lower follow-up rates. Further, it is important to examine regional trends in disparities. For instance, previous studies indicate that African Americans in rural areas have disproportionately low follow-up rates, which stands in contrast to the finding that overall follow-up rates are generally higher in rural areas than in urban areas. Possible reasons for racial-ethnic disparities include access, cultural competency, and community factors; these and other drivers should be evaluated to determine their potential impact on performance.
- BH-MCOs and HC BH Contractors are encouraged to review the findings of the follow-up study in conjunction with inpatient psychiatric readmission rates. Focused review of those individuals that had an inpatient psychiatric readmission in less than 30 days is recommended to determine the extent to which those individuals either did or did not receive ambulatory follow-up/aftercare visit(s) during the interim period.

Readmission Within 30 Days of Inpatient Psychiatric Discharge

In addition to Follow-up After Hospitalization for Mental Illness, OMHSAS elected to retain and re-measure the Readmission Within 30 Days of Inpatient Psychiatric Discharge indicator for this year's EQR. As directed by OMHSAS, IPRO developed the performance measure for implementation in 2008. Although initiated in 2008, OMHSAS requested that the first study in this area be focused on MY 2006 data. OMHSAS required the BH-MCOs to perform another data collection and re-measurement of the performance measure for validation soon thereafter for MY 2007, then for MY 2008. Re-measurements were conducted in 2010, 2011, and 2012 on MY 2009, 2010, and 2011 data, respectively. The MY 2017 study conducted in 2018 was the ninth re-measurement of this indicator. Four clarifications were made to the specifications for MY 2013. If a member was known to have multiple member IDs in the measurement year, BH-MCOs were required to combine the eligibility and claims data into a single ID prior to producing the data. BH-MCOs were reminded that denied claims must be included in this measure, and that they must use the original procedure and revenue code submitted on the claim. Finally, clarification was issued on how to distinguish a same-day readmission from a transfer to another acute facility. As with the Follow-up After Hospitalization for Mental Illness measure, the rate

provided are aggregated at the HC BH (Statewide) level for MY 2017. This measure continued to be of interest to OMHSAS for the purposes of comparing HC BH Contractor and BH-MCO rates to the OMHSAS performance goal and to prior rates.

This study examined behavioral health services provided to members participating in the HealthChoices Behavioral Health Program. For the indicator, the criteria specified to identify the eligible population were product line, age, enrollment, anchor date, and event/diagnosis. In order to identify the administrative numerator-positives, date-of-service, and diagnosis/procedure code criteria were outlined, as well as were other specifications as needed. This measure's calculation was based on administrative data only.

This performance measure assessed the percentage of discharges for enrollees from inpatient acute psychiatric care that were followed by an inpatient acute psychiatric care readmission within 30 days of the previous discharge.

Eligible Population

The entire eligible population was used for all 67 counties and 29 HC BH Contractors participating in the MY 2017 study. Eligible cases were defined as those members in the HealthChoices Behavioral Health Program who met the following criteria:

- Members with one or more hospital discharges from any inpatient acute psychiatric care facility with a discharge date occurring between January 1 and December 1, 2017;
- A principal ICD-9- or ICD-10-CM diagnosis code indicating one of the specified mental health disorders;
- Enrolled on date of discharge from the first hospitalization event and on the date of admission of the second discharge event;
- The claim that was clearly identified as a discharge.

The numerator was comprised of members who were readmitted to inpatient acute psychiatric care within 30 days of the previous inpatient psychiatric discharge.

Methodology

A cross-sectional quality improvement study design was employed. The source for all information was administrative data provided to IPRO by the BH-MCOs. The source for all administrative data was the BH-MCOs' transactional claims systems. The BH-MCOs were given the opportunity for resubmission, as necessary.

Performance Goals

OMHSAS designated the performance measure goal as better than (i.e. less than) or equal to 10.0% for the participating BH-MCOs and counties. **For this measure, lower rates indicate better performance.**

Findings

BH-MCO and HC BH Contractor Results

The results are presented at the BH-MCO and then HC BH Contractor level. Year-to-year comparisons of MY 2017 to MY 2016 data are provided. Additionally, as appropriate, disparate rates were calculated for various categories in the current study. The significance of the difference between two independent proportions was determined by calculating the z score. Statistically significant difference (SSD) at the 0.05 level between groups is noted, as well as the PPD between the rates.

Individual rates were also compared to the categorical average. Rates statistically significantly above and/or below the average are indicated. Whether or not an individual rate performed statistically significantly above or below average was determined by whether or not that rate's 95% confidence interval (CI) included the average for the indicator.

Lastly, aggregate rates were compared to the OMHSAS-designated performance measure goal of 10.0%. Individual BH-MCO and HC BH Contractor rates are *not* required to be statistically significantly below 10.0% in order to meet the performance measure goal.

The MY 2017 HealthChoices Aggregate (Statewide) readmission rate was 13.4%, which represents a statistically significant decrease from the MY 2016 HealthChoices Aggregate rate of 13.9% by 0.5 percentage points (**Table 3.5**). The

MBH MY 2017 readmission rate was 15.7%. The MY 2016 rate was 15.9%; this change was not statistically significant. MBH did not meet the performance goal of a readmission rate at or below 10.0% in MY 2017.

From MY 2016 to MY 2017, the REA rate of one of MBH’s HC BH Contractors, Montgomery, statistically significantly improved. The psychiatric readmission rate for Montgomery decreased 2.2 percentage points from 18.1% to 15.9%. None of the HC BH Contractors with MBH met or surpassed the OMHSAS performance goal of 10%. Year-to-year comparison was not performed for Cambria because this contractor switched to MBH on July 1, 2017, and data were not available for the prior year.

Table 3.5: MY 2017 REA Readmission Indicators

MY 2017							MY 2016 %	MY 2017 Rate Comparison to MY 2016	
Measure	(N)	(D)	%	95% CI		Goal Met? ¹		PPD	SSD
				Lower	Upper				
Inpatient Readmission									
Statewide	7,121	52,977	13.4%	13.2%	13.7%	NO	13.9%	-0.5	Yes
Magellan	1,505	9,578	15.7%	15.0%	16.4%	NO	15.9%	-0.2	No
Bucks	305	1,766	17.3%	15.5%	19.1%	NO	16.0%	1.3	No
Cambria*	55	356	15.4%	11.6%	19.3%	NO	N/A	N/A	No
Delaware	259	1,904	13.6%	12.0%	15.2%	NO	13.6%	0.0	No
Lehigh	340	2,099	16.2%	14.6%	17.8%	NO	16.4%	-0.2	No
Montgomery	354	2,233	15.9%	14.3%	17.4%	NO	18.1%	-2.2	Yes
Northampton	192	1,220	15.7%	13.7%	17.8%	NO	14.2%	1.5	No

¹The OMHSAS-designated performance measure goal is a readmission rate at or below 10%.

N: numerator; D: denominator; CI: confidence interval; PPD: percentage point difference; SSD: statistically significant difference; N/A: Confidence intervals were not calculated if denominators of rates contained fewer than 100 members.

* Note: Cambria moved its HC BH Contract from VBH to MBH, effective July 1, 2017.

Figure 3.9 is a graphical representation of the MY 2017 readmission rates for MBH HC BH Contractors compared to the OMHSAS performance goal of 10.0%.

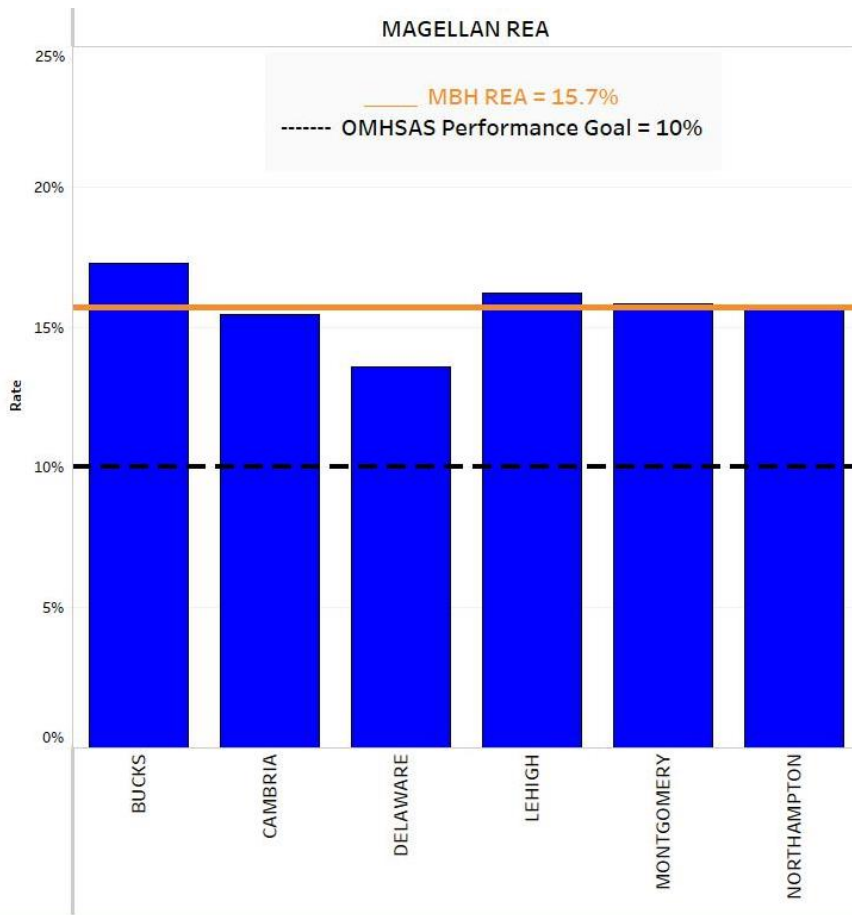


Figure 3.9: MY 2017 REA Readmission Rates.

Figure 3.10 shows the Health Choices BH (Statewide) readmission rate and the individual MBH HC BH Contractors that performed statistically significantly higher (red) or lower (blue) than the Statewide rate. Cambria, Northampton, Montgomery, Lehigh, and Bucks demonstrated readmission rates that were statistically significantly higher (worse) than the Statewide rate, ranging from 2.0 to 3.9 percentage points higher than the Statewide rate.

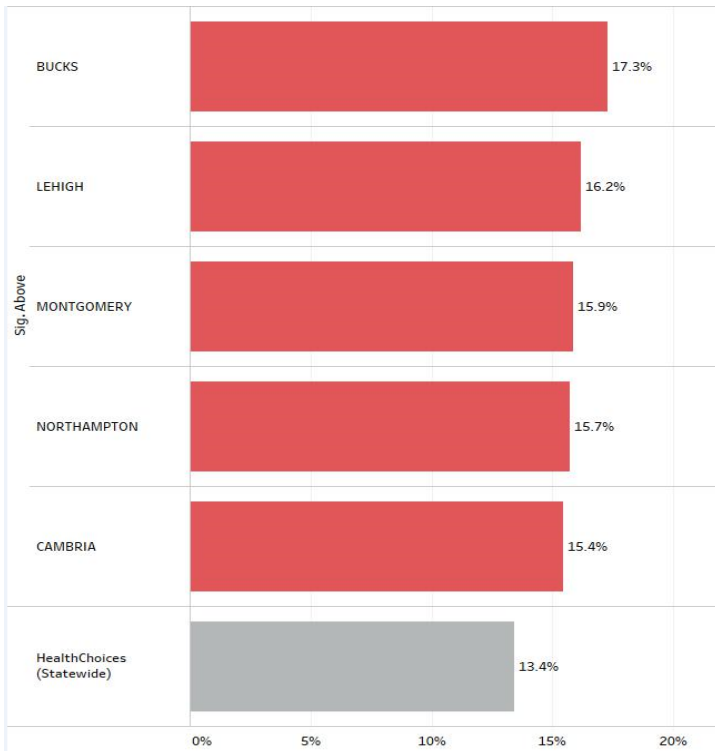


Figure 3.10: Comparison of MBH Contractor MY 2017 REA Readmission Rates (Overall) versus HealthChoices (Statewide) MY 2017 REA Readmission Rates (Overall).

Conclusion and Recommendations

Continued efforts should be made to improve performance with regard to Readmission Within 30 Days of Inpatient Psychiatric Discharge, particularly for those BH-MCOs and HC BH Contractors that did not meet the performance goal, and/or performed below the HealthChoices BH Statewide rate.

Despite a number of years of data collection and interventions, readmission rates after psychiatric discharge have, for the most part, not improved and, for some BH-MCOs and their Contractors, rates have worsened (increased). The HC BH Statewide rate showed a statistically significant decrease of 0.5 percentage points in 2017. Readmission for the Medicaid Managed Care (MMC) population continues to be an area of concern for OMHSAS. As a result, many recommendations previously proposed remain pertinent. Additionally, OMHSAS continues to examine strategies that may facilitate improvement in this area. In consideration of preliminary work conducted and the current performance improvement project cycle, the recommendations may assist in future discussions.

In response to the 2018 study, the following general recommendations are applicable to all five participating BH-MCOs:

- The purpose of this re-measurement study is to inform OMHSAS, the HC BH Contractors, and the BH-MCOs of the effectiveness of the interventions implemented between 2012 and 2017 to promote continuous quality improvement with regard to mental health discharges that result in a readmission. The information contained within this study should be used to further develop strategies for decreasing the likelihood that at-risk members will be readmitted. Building on the current cycle of performance improvement projects, which entered its first (non-baseline) year in 2017, BH-MCOs are expected to demonstrate meaningful improvement in behavioral health readmission rates in the next few years as a result of the newly implemented interventions. To that end, the HC BH Contractors and BH-MCOs participating in this study should identify interventions that are effective at reducing behavioral health readmissions. The HC BH Contractors and BH-MCOs should continue to conduct additional root cause and barrier analyses to identify further impediments to successful transition to ambulatory care after an acute inpatient psychiatric discharge and then implement action and monitoring plans to further decrease their rates of readmission.
- It is essential to ensure that improvements are consistent, sustained across measurement years, and applicable to all groups. It is important for BH-MCOs and HC BH Contractors to target the demographic populations that do not perform as well as their counterparts. It is recommended that the BH-MCOs and HC BH Contractors continue to focus interventions on populations that exhibit higher readmission rates (e.g., urban populations).
- BH-MCOs and HC BH Contractors are encouraged to review the findings of the behavioral health readmission study in conjunction with follow-up after hospitalization rates. Focused review of those individuals that had an inpatient psychiatric readmission in less than 30 days is recommended to determine the extent to which those individuals did or did not receive ambulatory follow-up/aftercare visit(s) during the interim period.

Initiation and Engagement of Alcohol and Other Drug Dependence Treatment

As part of the CMS's Adult Quality Measure Grant Program, the DHS was required to report the Initiation and Engagement of Alcohol and Other Drug Dependence (IET) measure. Although the grant ended in December 2014, DHS will continue reporting the IET measure as part of CMS's Adult Quality Core Measure set. This measure was reported initially by one county for MY 2012 and expanded to the HealthChoices population in MY 2013. Due to several implementation issues identified with BH-MCO access to all applicable data and at DHS's request, this measure was produced by IPRO. IPRO began development of this measure in 2014 for MY 2013 and continued to produce the measure in 2017 and 2018. The measure was produced according to HEDIS 2018 specifications. The data source was encounter data submitted to DHS by the BH-MCOs and the Physical Health MCOs (PH-MCOs). As directed by OMHSAS, IPRO produced rates for this measure for the HealthChoices population, by BH-MCO, and by HC BH Contractor.

This study examined substance abuse services provided to members participating in the HealthChoices Behavioral Health and Physical Health Programs. For the indicator, the criteria used to identify the eligible population were product line, age, enrollment, anchor date, and event/diagnosis. Date-of-service and diagnosis/procedure codes were used to identify the administrative numerator-positives. The denominator and numerator criteria were identical to the HEDIS 2018 specifications, with one modification: members must be enrolled in the same PH-MCO and BHMCO during the continuous enrollment period (60 days prior to the index event, to 48 days after the index event). This performance

measure assessed the percentage of members who had a qualifying encounter with a diagnosis of alcohol or other drug dependence (AOD) who had an initiation visit within 14 days of the initial encounter, and the percentage of members who also had 2 visits within 34 days after the initiation visit.

Quality Indicator Significance

Substance abuse is a major health issue in the United States. According to the National Epidemiologic Survey on Alcohol and Related Conditions (NESARC), 8.5% of adults had an alcohol use disorder problem, 2% met the criteria for a drug use disorder, and 1.1% met the criteria for both (U.S. Department of Health & Human Services, 2008). Research shows that people who are dependent on alcohol are much more likely than the general population to use drugs, and vice versa. Patients with co-occurring alcohol and other drug use disorders are more likely to have psychiatric disorders, such as personality, mood, and anxiety disorders, and they are also more likely to attempt suicide and to suffer health problems (Arnaout & Petrakis, 2008). The opioid crisis has only added to the urgency. Deaths from opioid overdoses alone reached 28,647 in 2014 (The Surgeon General's Report on Alcohol, Drugs, and Health, 2017).

With appropriate intervention for AOD dependence, the physical and behavioral health conditions of patients can be improved and the use of health care services, such as the emergency departments (ED), will be decreased. In 2009 alone, there were nearly 4.6 million drug-related ED visits nationwide (National Institute on Drug Abuse, 2011). Social determinants of health are also themselves impacted by AOD. Improvement in the socioeconomic situation of patients and lower crime rates will follow if suitable treatments are implemented.

Eligible Population¹

The entire eligible population was used for all 29 HC BH Contractors participating in the MY 2017 study. Eligible cases were defined as those members in the HealthChoices Behavioral Health and Physical Health Programs who met the following criteria:

- Members who had an encounter with a primary or secondary AOD diagnosis between January 1 and November 15, 2017;
- Continuously enrolled in both HealthChoices Behavioral Health and Physical Health from 60 days prior to the AOD diagnosis to 48 days after the AOD diagnosis with no gaps in enrollment;
- No encounters with an AOD diagnosis in the 60 days prior to the initial encounter;
- If a member has multiple encounters in the measurement year that meet the criteria, only the first encounter is used in the measure.

This measure is reported for three age cohorts: ages 13 to 17 years old, ages 18+ years old, and ages 13+ years old.

Numerators

This measure has two numerators:

Numerator 1 – Initiation of AOD Treatment: Members who initiate treatment through an inpatient admission, outpatient visit, intensive outpatient encounter, or partial hospitalization with a primary or secondary AOD diagnosis within 14 days of the diagnosis.

Numerator 2 – Engagement of AOD Treatment: Members who initiated treatment and who had two or more additional inpatient admissions, outpatient visits, intensive outpatient encounters, or partial hospitalizations with a primary or secondary diagnosis of AOD within 34 days of the initiation visit. The engagement numerator was only evaluated for members who passed the initiation numerator.

Methodology

As this measure requires the use of both Physical Health and Behavioral Health encounters, only members who were enrolled in both Behavioral Health and Physical Health HealthChoices were included in this measure. The source for all information was administrative data provided to IPRO by the BH-MCOs and PH MCOs. The source for all administrative data was the MCOs' transactional claims systems. As administrative data from multiple sources was needed to produce

¹ HEDIS 2018 Volume 2 Technical Specifications for Health Plans (2018).

this measure, the measure was programmed and reported by IPRO. The results of the measure were presented to representatives of each BH-MCO, and the BH-MCOs were given an opportunity to respond to the results of the measure.

Limitations

As physical health encounters with an AOD diagnosis are used in this measure, a BH-MCO does not have complete information on all encounters used in this measure. This incomplete information will limit the BH-MCOs' ability to independently calculate their performance of this measure, and determine the effectiveness of interventions.

Findings

BH-MCO and HC BH Contractor Results

The results are presented at the BH-MCO and HC BH Contractor level when multiple HC BH Contractors are represented by a single BH-MCO. The BH-MCO-specific rates were calculated using the numerator (N) and denominator (D) for that particular BH-MCO (i.e., across HC BH Contractors with the same contracted BH-MCO). The HC BH Contractor's-specific rates were calculated using the numerator and denominator for that particular HC BH Contractor. For each of these rates, the 95% CI was reported. The HealthChoices BH Statewide rate was also calculated for this measure for each age group.

BH-MCO-specific rates were compared to the HealthChoices Statewide rate to determine if they were statistically significantly above or below that value. Whether or not a BH-MCO performed statistically significantly above or below the average was determined by whether or not that BH-MCO's 95% CI included the HealthChoices BH-MCO Average for the indicator. Statistically significant differences in BH-MCO rates are noted.

HC BH Contractor-specific rates were compared to the HealthChoices BH Statewide rate to determine if they were statistically significantly above or below that value. Whether or not a HC BH Contractor performed statistically significantly above or below the average was determined by whether or not that HC BH Contractor 95% CI included the HealthChoices HC BH Contractor Average for the indicator. Statistically significant differences in HC BH Contractor-rates are noted.

The performance measure results for the three age cohorts (13 to 17 years old, ages 18+ years, and ages 13+ years) are compared to HEDIS national percentiles. NCQA produces annual HEDIS IET benchmarks for these three age bands; therefore, results for each age group are compared to national percentiles for the corresponding age bands.

(a) Age Group: 13–17 Years Old

The MY 2017 HealthChoices Aggregate (Statewide) rates in the 13–17 years age group were 46.3% for Initiation and 34.6% for Engagement (**Table 3.6**). These rates were statistically significantly higher than the MY 2016 13–17 years HealthChoices Aggregate rates of 38.5% and 26.0%, respectively. In MY 2017, the HealthChoices Aggregate rate for Initiation was between the HEDIS percentiles for the 50th and 75th percentiles, while the HealthChoices Aggregate rate for Engagement was above the 75th percentile. The MBH MY 2017 13–17 years Initiation rate increased by 1.5 percentage points to 37.9%, which was not statistically significantly changed compared to the MY 2016 MBH rate of 36.4% (**Table 3.6**). Similarly, the MBH MY 2017 13–17 years Engagement rate was 30.2%, which was not changed statistically significantly compared to the MY 2016 rate of 26.3%. The MBH Initiation rate for MY 2017 was between the HEDIS 25th and 50th percentile, but MBH's Engagement rate came in at or above the HEDIS 75th percentile.

None of MBH's HC BH Contractors had sufficiently large denominators to test for year-over-year change, except Delaware, which did not change significantly from MY 2016 to MY 2017.

For Initiation rates, two of MBH HC BH contractors performed between the 50th and 75th percentiles (Bucks and Delaware), one performed between the 25th and 50th percentiles (Montgomery), and two performed below the 25th percentile (Lehigh and Northampton). All the MBH Contractors did better on the Engagement rate than the Initiation rate, returning rates above the 75th percentile except for Cambria which performed below the 25th percentile. Year-to-year comparison was not performed for Cambria because this contractor switched to MBH on July 1, 2017, and data were not available for the prior year.

Table 3.6: MY 2017 IET Initiation and Engagement Indicators (13–17 Years)

MY 2017						MY 2016 %	MY 2017 Rate Comparison		
Measure	(N)	(D)	%	95% CI			To MY 2016		To MY 2017 HEDIS Medicaid Percentiles
				Lower	Upper	PPD	SSD		
Numerator 1: Initiation of AOD Treatment (13–17) Years									
Statewide	1,316	2,843	46.3%	44.4%	48.1%	38.5%	7.8	Yes	Below 75th percentile, above 50th percentile
Magellan	178	470	37.9%	33.4%	42.4%	36.4%	1.5	No	Below 50th percentile, above 25th percentile
Bucks	42	88	47.7%	N/A	N/A	30.0%	17.7	N/A	Below 75th percentile, above 50th percentile
Cambria*	0	2	0.0%	N/A	N/A	N/A	N/A	N/A	Below 25th percentile
Delaware	55	129	42.6%	33.7%	51.6%	50.0%	-7.4	No	Below 75th percentile, above 50th percentile
Lehigh	22	90	24.4%	N/A	N/A	34.8%	-10.4	N/A	Below 25th percentile
Montgomery	27	66	40.9%	N/A	N/A	43.1%	-2.2	N/A	Below 50th percentile, above 25th percentile
Northampton	32	95	33.7%	N/A	N/A	24.7%	9.0	N/A	Below 25th percentile
Numerator 2: Engagement of AOD Treatment (13–17) Years									
Statewide	984	2,843	34.6%	32.8%	36.4%	26.0%	8.6	Yes	At or above 75th percentile
Magellan	142	470	30.2%	26.0%	34.5%	26.3%	3.9	No	At or above 75th percentile
Bucks	35	88	39.8%	N/A	N/A	28.3%	11.5	N/A	At or above 75th percentile
Cambria	0	2	0.0%	N/A	N/A	N/A	N/A	N/A	Below 25th percentile
Delaware	44	129	34.1%	25.5%	42.7%	36.4%	-2.3	No	At or above 75th percentile
Lehigh	18	90	20.0%	N/A	N/A	21.7%	-1.7	N/A	At or above 75th percentile
Montgomery	17	66	25.8%	N/A	N/A	31.4%	-5.6	N/A	At or above 75th percentile
Northampton	28	95	29.5%	N/A	N/A	15.7%	13.8	N/A	At or above 75th percentile

N: numerator; D: denominator; CI: confidence interval; PPD: percentage point difference; SSD: statistically significant difference; N/A: Confidence intervals were not calculated if denominators of rates contained fewer than 100 members.

* Note: Cambria moved its HC BH Contract from VBH to MBH, effective July 1, 2017. IET takes the earliest “index episode start date” (IESD) for denominator eligibility.

Figure 3.11 is a graphical representation of the 13–17 years MY 2017 HEDIS Initiation and Engagement rates for MBH and its associated HC BH Contractors.

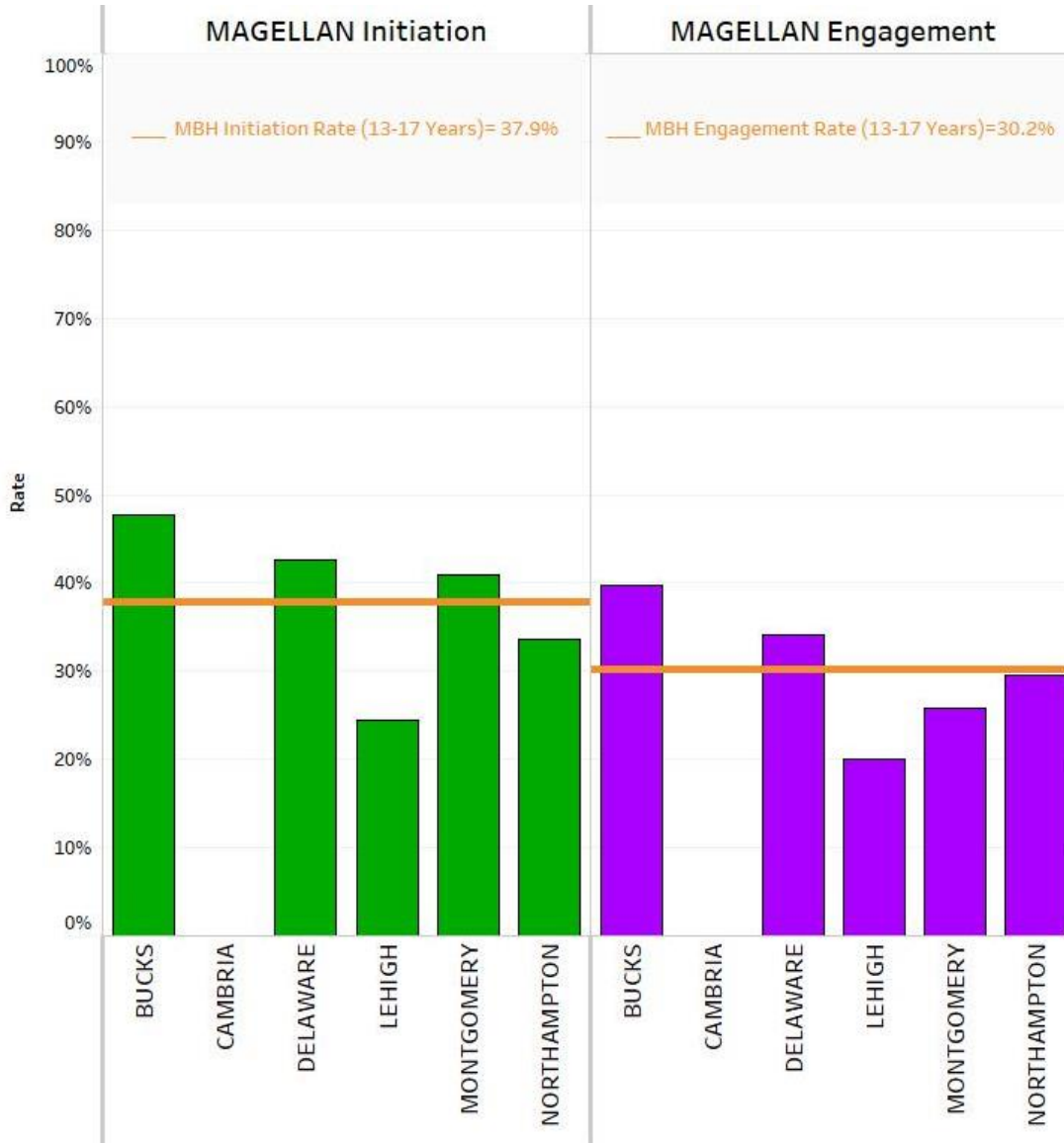


Figure 3.11: MY 2017 IET Initiation and Engagement Rates (13–17 Years).

Figure 3.12 shows the HealthChoices HC BH Contractor Average rates for this age cohort and the individual MBH HC BH Contractor rates that would have been statistically significantly higher or lower than the HealthChoices HC BH Statewide rate. In MY 2017, none of the MBH HC BH Contractors with sufficient denominator counts to test was statistically significantly different from the Statewide rates.

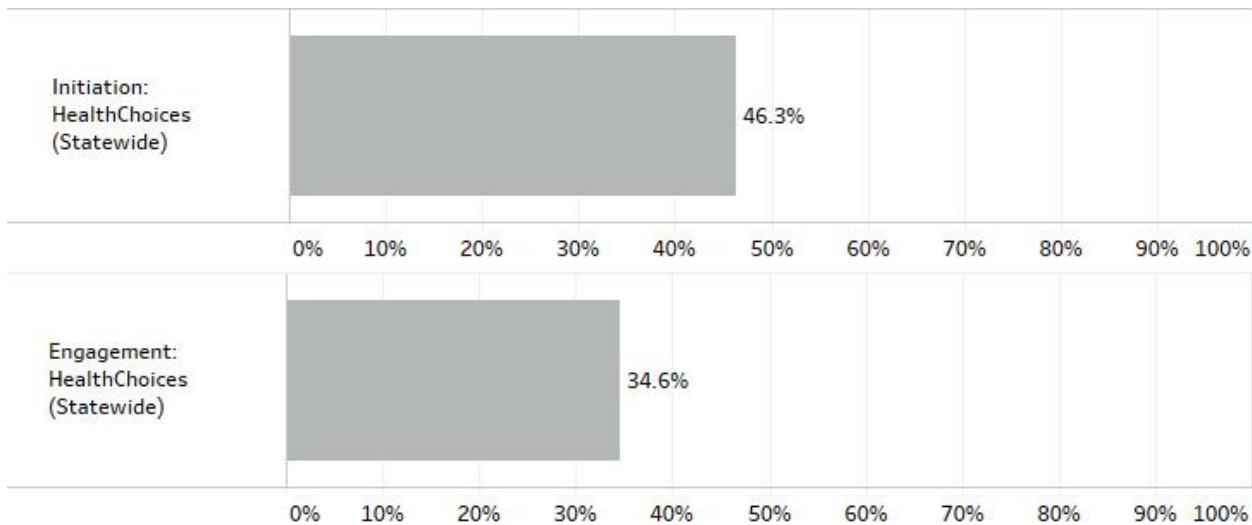


Figure 3.12: Comparison of MBH Contractor MY 2017 IET Rates (13–17 Years) versus HealthChoices (Statewide) MY 2017 IET Rates (13–17 Years).

(b) Age Group: 18+ Years Old

The MY 2017 HealthChoices Aggregate rates in the 18+ years age group were 41.1% for Initiation and 33.7% for Engagement (**Table 3.7**). Both rates were statistically significantly higher than the corresponding MY 2016 rates: the HealthChoices Aggregate Initiation rate increased by 15.5 percentage points and the Engagement rate increased by 16.9 percentage points from the prior year. The MY 2017 HealthChoices Aggregate Initiation rate in this age cohort was between the HEDIS 25th and 50th percentiles for 2018, while the Engagement rate was at or above the 75th percentiles.

The MBH MY 2017 Initiation rate for the 18+ years population was 36.2% (**Table 3.7**). This rate was below the HEDIS 25th percentile for 2018 and was statistically significantly higher than the MY 2016 rate by 14.4 percentage points. The MBH MY 2017 Engagement rate for this age cohort was 28.0% and was at or above the HEDIS 75th percentile for 2018. The MBH Engagement rate for this age group was statistically significantly higher than the MY 2016 rate by 13.9 percentage points.

As presented in **Table 3.7**, all Contractors saw statistically significant increased for both Initiation and Engagement rates over the prior year. Relative to national performance, MBH Contractors struggled on the IET Initiation sub-measure: all of the Contractors (except Bucks) returned rates below the HEDIS 25th percentile. Overall, the MBH Contractors performed better on the Engagement sub-measure than the Initiation: all of the Contractors met the OMHSAS goal of achieving the HEDIS 75th percentile. Year-to-year comparison was not performed for Cambria because this contractor switched to MBH on July 1, 2017, and data were not available for the prior year.

Table 3.7: MY 2017 IET Initiation and Engagement Indicators (18+Years)

MY 2017				95% CI		MY 2016 %	MY 2017 Rate Comparison		
Measure	(N)	(D)	%	Lower	Upper		To MY 2016 PPD	To MY 2016 SSD	To MY 2017 HEDIS Medicaid Percentiles
Numerator 1: Initiation of AOD Treatment (18+ Years)									
Statewide	27,307	66,505	41.1%	40.7%	41.4%	25.6%	15.5	Yes	Below 50th percentile, above 25th percentile
Magellan	3,639	10,060	36.2%	35.2%	37.1%	21.8%	14.4	Yes	Below 25th percentile
Bucks	933	2,393	39.0%	37.0%	41.0%	20.4%	18.6	Yes	Below 50th percentile, above 25th percentile
Cambria*	26	70	37.1%	N/A	N/A	N/A	N/A	N/A	Below 25th percentile
Delaware	1,030	2,717	37.9%	36.1%	39.8%	22.4%	15.5	Yes	Below 25th percentile
Lehigh	459	1,510	30.4%	28.0%	32.8%	24.8%	5.6	Yes	Below 25th percentile

MY 2017						MY 2016 %	MY 2017 Rate Comparison		
Measure	(N)	(D)	%	95% CI			To MY 2016	To MY 2017 HEDIS Medicaid Percentiles	
				Lower	Upper		PPD	SSD	
Montgomery	835	2,215	37.7%	35.7%	39.7%	20.6%	17.1	Yes	Below 25th percentile
Northampton	356	1,155	30.8%	28.1%	33.5%	22.2%	8.6	Yes	Below 25th percentile
Numerator 2: Engagement of AOD Treatment (18+ Years)									
Statewide	22,379	66,505	33.7%	33.3%	34.0%	16.8%	16.9	Yes	At or above 75th percentile
Magellan	2,813	10,060	28.0%	27.1%	28.8%	14.1%	13.9	Yes	At or above 75th percentile
Bucks	761	2,393	31.8%	29.9%	33.7%	11.6%	20.2	Yes	At or above 75th percentile
Cambria	19	70	27.1%	N/A	N/A	N/A	N/A	N/A	At or above 75th percentile
Delaware	768	2,717	28.3%	26.6%	30.0%	14.7%	13.6	Yes	At or above 75th percentile
Lehigh	344	1,510	22.8%	20.6%	24.9%	18.0%	4.8	Yes	At or above 75th percentile
Montgomery	654	2,215	29.5%	27.6%	31.4%	13.0%	16.5	Yes	At or above 75th percentile
Northampton	267	1,155	23.1%	20.6%	25.6%	15.8%	7.3	Yes	At or above 75th percentile

N: numerator; D: denominator; CI: confidence interval; PPD: percentage point difference; SSD: statistically significant difference.

* Note: Cambria moved its HC BH Contract from VBH to MBH, effective July 1, 2017. IET takes the earliest "index episode start date" (IESD) for denominator eligibility.

Figure 3.13 is a graphical representation MY 2017 IET rates for MBH and its associated HC BH Contractors for the 18+ years age group.

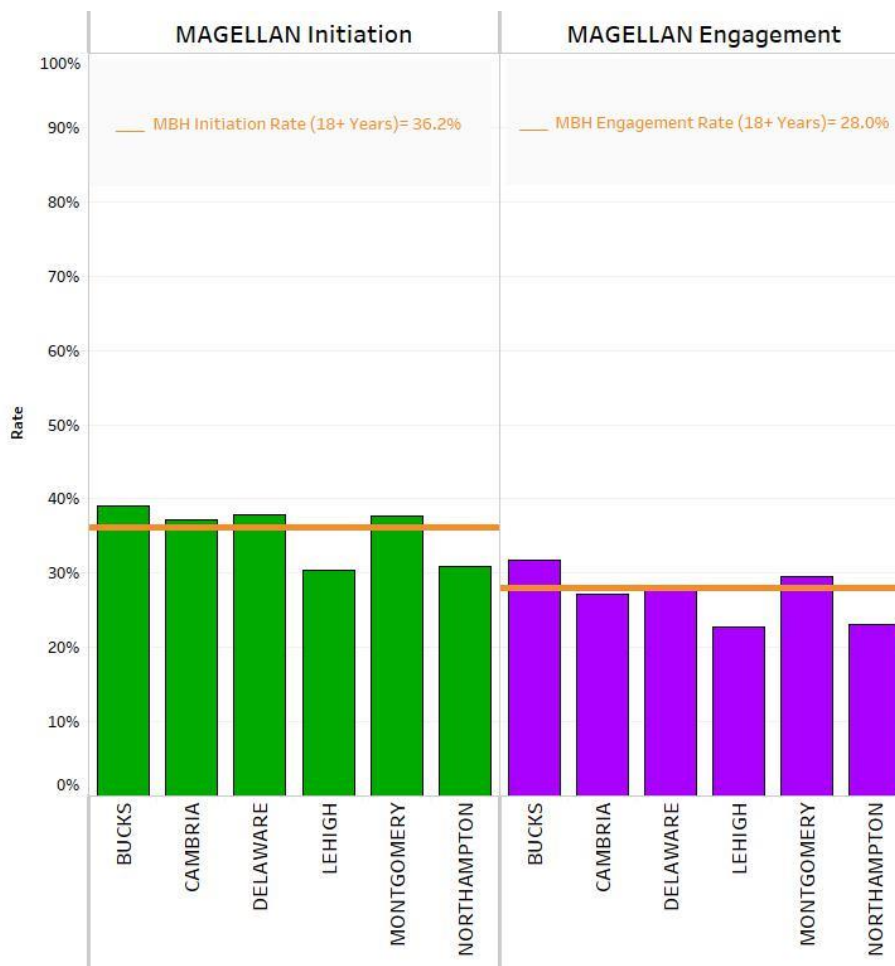


Figure 3.13: MY 2017 IET Initiation and Engagement Rates (18+ Years).

Figure 3.14 shows the HealthChoices HC BH Statewide rates and individual MBH HC BH Contractors that performed statistically significantly higher or lower than the Statewide rate. Five (5) of the 6 Contractors (Bucks, Delaware, Montgomery, Northampton, and Lehigh) produced Initiation rates statistically significantly lower than the Statewide rate of 41.1%. Four of the contractors (Montgomery, Delaware, Northampton, and Lehigh) also turned in Engagement rates that were statistically significantly lower than the Statewide rate by between 4.2 and 10.9 percentage points.



Figure 3.14: Comparison of MBH Contractor MY 2017 IET Rates (18+ Years) versus HealthChoices (Statewide) MY 2017 IET Rates (18+ Years).

(c) Age Group: 13+ Years Old

The MY 2017 HealthChoices Aggregate rates in the 13+ years age group were 41.3% for Initiation and 33.7% for Engagement (**Table 3.8**). Both rates were statistically significantly higher than the MY 2016 rates by 15.1 and 16.5 percentage points increases, respectively. The MY 2017 HealthChoices Aggregate Initiation rate was between the HEDIS 2018 25th and 50th percentiles, while the Engagement rate was at or above the 75th percentile.

The MBH MY 2017 Initiation rate for the 13+ years population was 36.2% (**Table 3.8**). This rate was below the HEDIS 25th percentile for 2018 with a statistically significant increase of 13.8 percentage points compared to the MY 2016 rate. The MBH MY 2017 Engagement rate was 28.1%, which was at or above the HEDIS 2018 75th percentile. The MBH Engagement rate was statistically significantly higher than the MY 2016 rate of 14.7%.

As presented in **Table 3.8**, all HC BH Contractor rates statistically significantly increased for both Initiation and Engagement rates compared to MY 2016. For Initiation rates, all Contractors performed below the 25th percentile except Bucks, which performed between the 25th and 50th percentiles. MBH Contractors performed better on the Engagement sub-measure than in Initiation, meeting or exceeding the HEDIS 75th percentile benchmark.

Year-to-year comparison was not performed for Cambria because this contractor switched to MBH on July 1, 2017, and data were not available for the prior year.

Table 3.8: MY 2017 IET Initiation and Engagement Indicators (Overall)

MY 2017						MY 2016	MY 2017 Rate Comparison		
Measure	(N)	(D)	%	95% CI			%	To MY 2016	
				Lower	Upper	PPD		SSD	
Numerator 1: Initiation of AOD Treatment (Overall)									
Statewide	28,623	69,348	41.3%	40.9%	41.6%	26.2%	15.1	Yes	Below 50th percentile, above 25th percentile
Magellan	3,817	10,530	36.2%	35.3%	37.2%	22.4%	13.8	Yes	Below 25th percentile
Bucks	975	2,481	39.3%	37.4%	41.2%	20.7%	18.6	Yes	Below 50th percentile, above 25th percentile
Cambria*	26	72	36.1%	N/A	N/A	N/A	N/A	N/A	Below 25th percentile
Delaware	1,085	2,846	38.1%	36.3%	39.9%	23.5%	14.6	Yes	Below 25th percentile
Lehigh	481	1,600	30.1%	27.8%	32.3%	25.4%	4.7	Yes	Below 25th percentile
Montgomery	862	2,281	37.8%	35.8%	39.8%	21.1%	16.7	Yes	Below 25th percentile
Northampton	388	1,250	31.0%	28.4%	33.6%	22.5%	8.5	Yes	Below 25th percentile
Numerator 2: Engagement of AOD Treatment (Overall)									
Statewide	23,363	69,348	33.7%	33.3%	34.0%	17.2%	16.5	Yes	At or above 75th percentile
Magellan	2,955	10,530	28.1%	27.2%	28.9%	14.7%	13.4	Yes	At or above 75th percentile
Bucks	796	2,481	32.1%	30.2%	33.9%	12.2%	19.9	Yes	At or above 75th percentile
Cambria	19	72	26.4%	N/A	N/A	N/A	N/A	N/A	At or above 75th percentile
Delaware	812	2,846	28.5%	26.9%	30.2%	15.6%	12.9	Yes	At or above 75th percentile
Lehigh	362	1,600	22.6%	20.5%	24.7%	18.3%	4.3	Yes	At or above 75th percentile
Montgomery	671	2,281	29.4%	27.5%	31.3%	13.4%	16.0	Yes	At or above 75th percentile
Northampton	295	1,250	23.6%	21.2%	26.0%	15.8%	7.8	Yes	At or above 75th percentile

N: numerator; D: denominator; CI: confidence interval; PPD: percentage point difference; SSD: statistically significant difference; N/A: Confidence intervals were not calculated if denominators of rates contained fewer than 100 members.

* Note: Cambria moved its HC BH Contract from VBH to MBH, effective July 1, 2017. IET takes the earliest “index episode start date” (IESD) for denominator eligibility.

Figure 3.15 is a graphical representation MY 2017 IET rates for MBH and its associated HC BH Contractors for the 18+ years age group.

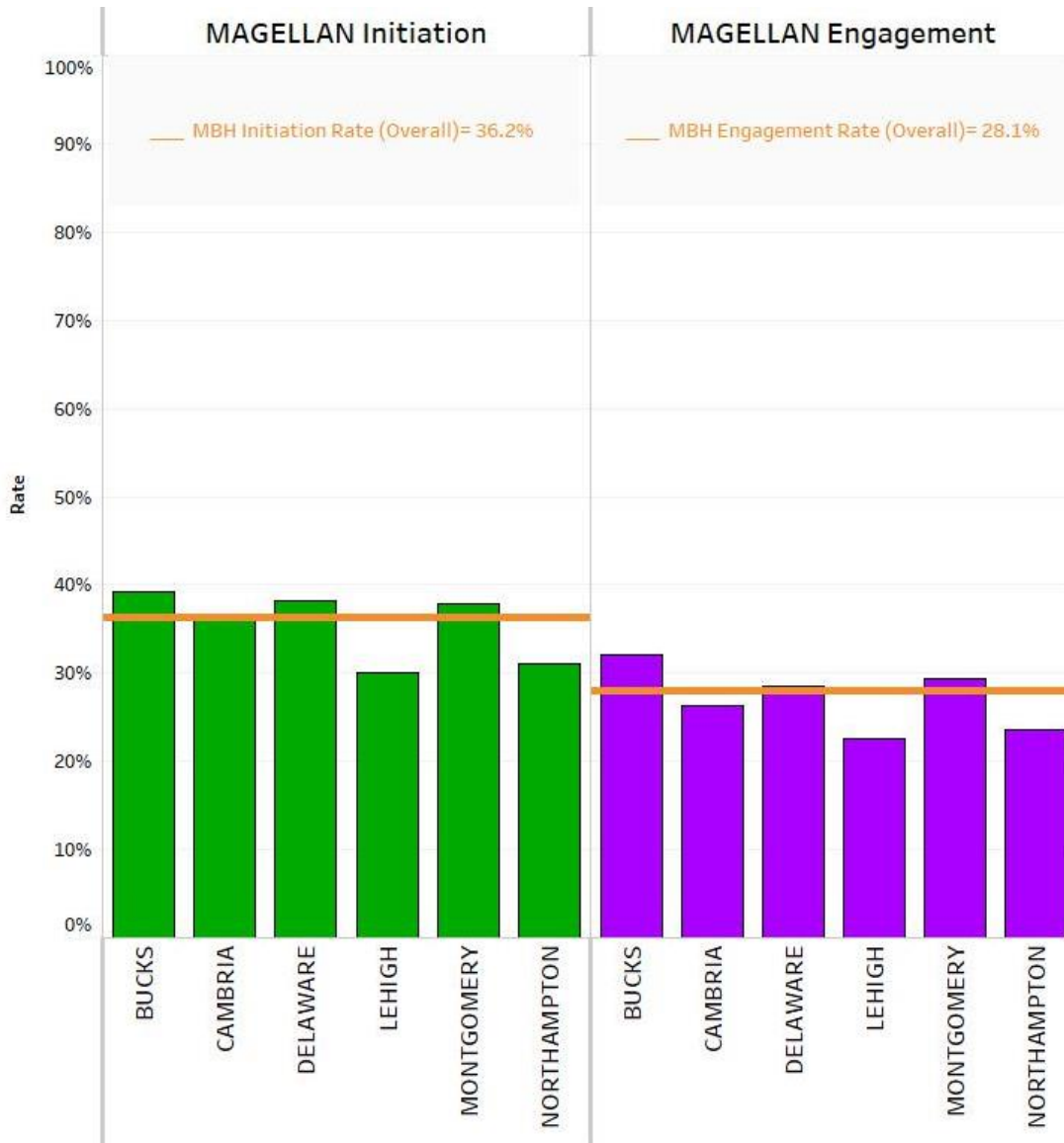


Figure 3.15: MY 2017 IET Initiation and Engagement Rates (Overall).

Figure 3.16 shows the HealthChoices HC BH Contractor Average rates and individual MBH HC BH Contractors that performed statistically significantly higher or lower than the HC BH Contractor Average. Delaware, Montgomery, Northampton, and Lehigh produced Initiation rates statistically significantly lower than the Statewide rate of 41.3%. These Contractors also turned in Engagement rates that were statistically significantly lower than the Statewide rate of 33.7%.



Figure 3.16: Comparison of MBH Contractor MY 2017 IET Rates (Overall) versus HealthChoices (Statewide) MY 2017 IET Rates (Overall).

Conclusion and Recommendations

For MY 2017, the Aggregate HealthChoices rate in the 13+ years population (Overall population) was 41.3% for the Initiation rate and 33.7% for the Engagement rate. The Initiation rate was between the HEDIS 25th and 50th percentiles, while the Engagement rate was above the 75th percentile. The Initiation and the Engagement rates both statistically significantly increased from MY 2016 rates. As seen in other performance measures, there is significant variation between the HC BH Contractors. Overall, MBH BH HC contractors performed better in Engagement than in Initiation rates, with all Contractors meeting or exceeding the HEDIS goal of 75th percentile. As with most reporting years, it is important to note that there were some changes to the HEDIS 2018 specifications, including the extension of the Engagement of AOD Treatment time frame to 34 days from 30 days and the addition of Medication Assisted Treatment. The following general recommendations are applicable to all five participating BH-MCOs:

- BH-MCOs should further develop programs to report this measure for their population on a regular basis. This will allow BH-MCOs to identify specific subpopulations with low performance for future interventions.
- BH-MCOs should identify high performing subpopulations to determine if any best practices exist for increasing the Initiation and Engagement rates.
- When developing reporting and analysis programs, MBH should focus on the Initiation rate, as it was below the 75th percentile for this measure.

IV: Quality Studies

The purpose of this section is to describe quality studies performed in 2017 for the HealthChoices population. The studies are included in this report as optional EQR activities that occurred during the Review Year (42 CFR 438.358 (c)(5)).

Certified Community Behavioral Health Clinics

On July 1 2017, Pennsylvania launched its SAMHSA-funded Certified Community Behavioral Health Clinics (CCBHCs) Demonstration Project (“Demonstration”), to run through June 30, 2019. The purpose of the Demonstration is to develop and test an all-inclusive (and all-payer) prospective payment system model for community clinics to integrate behavioral and physical health care services in a more seamless manner. The model is centered on the provision of nine core services. Crisis services, screening, assessment and diagnosis, treatment planning, and outpatient mental health and substance use services are provided directly by the CCBHCs. The other services may be provided through a contract with a Designated Collaborating Organization (DCO). To receive CCBHC certification, clinics also had to provide a minimum set of Evidence-Based Practices (EBP), which was selected based on community needs assessments and centered on recovery-oriented care and support for children, youth, and adults. Seven clinics were eventually certified and participated: Berks Counseling Center (located in Reading, PA), CenClear (with a clinic site in Clearfield, PA, and in Punxsutawney, PA), the Guidance Center (located in Bradford, PA), Northeast Treatment Centers (located in Philadelphia, PA), Pittsburgh Mercy (located in Pittsburgh, PA), and Resources for Human Development (located in Bryn Mawr, PA). In several cases, CCBHC-certified clinics share agreements with one or more DCOs to supplement the core services provided at the clinic. The counties covered by these clinics span three BH-MCOs: CBH, CCBH, and MBH.

In 2017, activities focused on implementing and scaling up the CCBHC model within the seven clinic sites. Data collection and reporting is a centerpiece of this quality initiative in two important ways. First, the CCBHC Demonstration in Pennsylvania features a process measure Dashboard, hosted by the EQRO through REDCap, whereby clinics are able to monitor progress on the implementation of their CCBHC model. From July through December 2017—the Dashboard was operational in October 2017—clinics tracked and reported on clinical activities in a range of quality domains reflecting the priorities of the initiative: clinic membership, process, access and availability, engagement, evidence-based practices, and satisfaction. The dashboard provides for each clinic a year-to-date (YTD) comparative display that shows clinic and statewide results on each process measure, as well as average scores for three domains of the satisfaction surveys: convenience of provider location, satisfaction with provider services, and timeliness and availability of appointments. In support of this, and to ensure alignment with SAMHSA reporting requirements, a Data Dictionary (and spreadsheet template) was developed for the clinics to use in reporting their monthly, quarterly, and YTD results in the Dashboard. These Dashboard results were reported out to a CCBHC Stakeholder Committee at the end of the two quarters.

A second important feature of the Demonstration is an assessment, to be completed at its conclusion by the EQRO, to test whether the CCBHC clinics perform significantly better over the demonstration period compared to a control group of clinics located under the same HC BH contractors as the CCBHC clinics. Measurement of performance, in terms of both quality as well as overall cost, will span multiple areas and scales, involving a variety of administrative sources, medical records, and other sources. Several measures in the CCBHC measure set, including those reported directly by clinics (primarily medical record-based), are placed in a Quality Bonus Payment (QBP) program. To support this reporting, clinics in 2017 collected and reported baseline data on quality measures. The EQRO also used SurveyMonkey to support the administration and collecting of person-experience-of-care surveys for adults (PEC) as well as for children and youth (Y/FEC). Finally, in the latter half of 2017, clinics began to collect and report, on a quarterly basis, consumer level files documenting various relevant characteristics of their CCBHC consumers, including housing, veteran, and insurance statuses. Throughout the process, OMHSAS and EQRO provided technical assistance focused on data collection, management, and reporting, where much of the focus was on walking through the quality and process measures and their operationalization using the clinics’ data plans. In this respect, 2017 was a period of building up the capacity of the clinics to bring the vision of the CCBHC Demonstration to its full fruition. Results from demonstration year (DY) 1 will be reported in next year’s BBA report.

V: 2017 Opportunities for Improvement – MCO Response

Current and Proposed Interventions

The general purpose of this section is to assess the degree to which each BH-MCO has effectively addressed the opportunities for improvement cited by IPRO in the 2017 EQR Technical Reports, which were distributed in April 2017. The 2017 EQR Technical Report is the 11th report to include descriptions of current and proposed interventions from each BH-MCO that address the (2017) recommendations.














The BH-MCOs are required by OMHSAS to submit descriptions of current and proposed interventions using the Opportunities for Improvement form developed by IPRO to ensure that responses are reported consistently across the Pennsylvania Medicaid BH-MCOs. These activities follow a longitudinal format, and are designed to capture information relating to:










- follow-up actions that the BH-MCO has taken through June 30, 2017, to address each recommendation;
- future actions that are planned to address each recommendation;
- when and how future actions will be accomplished;
- the expected outcome or goals of the actions that were taken or will be taken; and
- the BH-MCO’s process(es) for monitoring the action to determine the effectiveness of the actions taken.

The documents informing the current report include the responses submitted to IPRO as of the end of 2017, as well as any additional relevant documentation provided by the BH-MCO. **Table 5.1** presents CBH’s responses to opportunities of improvement cited by IPRO in the 2017 EQR Technical Report, detailing current and proposed interventions.


Table 5.1: MBH’s Responses to Opportunities for Improvement Cited by IPRO in the 2017 EQR Technical Report




Reference Number	Opportunity for Improvement	Date(s) of Follow-up Action(s) Taken/Planned	MCO Response
Review of compliance with standards conducted by the Commonwealth in reporting year (RY) 2014, RY 2015, and RY 2016 found MBH to be partially compliant with all three Subparts and non-compliant within one Subpart associated with Structure and Operations Standards.		Date(s) of follow-up action(s) taken through 6/30/18/Ongoing/None	Address within each subpart accordingly.
		Date(s) of future action(s) planned/None	Address within each subpart accordingly.
MBH 2017.01	Within Subpart C: Enrollee Rights and Protections Regulations, MBH was partially compliant with one out of seven categories – Enrollee Rights.	Date(s) of follow-up action taken through 6/30/18	<p><u>Standard 60, Substandard 2 & 3: Training rosters identify that complaint and grievance staff has been adequately trained to handle and respond to member complaints and grievances. Include a copy of the training curriculum; Training rosters identify that current and newly hired BH-MCO staff has been trained concerning member rights and the procedures for filing a complaint and grievance. Include a copy of the training curriculum.</u></p> <p>Complaint training curriculum revised based on organizational & functional changes, and in compliance with PS&R Appendix H & Act 68. All staff, including Peer Advisors were trained on the revised complaint workflow and procedures. Second level panel members are trained by the primary contractors. In 2016, Magellan Customer Service Associates (CSA) training for Complaints & Grievances took place on 1/13/16;</p>




Reference Number	Opportunity for Improvement	Date(s) of Follow-up Action(s) Taken/Planned	MCO Response
		Date(s) of follow-up action(s) taken through 6/30/18/Ongoing/None	Address within each subpart accordingly.
		Date(s) of future action(s) planned/None	Address within each subpart accordingly.
			<p>and Care Management (CM) training on Complaints & Grievances took place 2/3/16. In 2017, CM and CSA training for Complaints and Grievances was conducted on 1/18/17. In 2018, in response to the Magellan PEPS CAP item: "Complaints and grievances are two different processes and need to be split into separate training curriculums for MBH staff", unique training sessions were held. Complaint Training was held on 5/2/18 and Grievance Training was held on 5/9/18 for all staff.</p> <div style="display: flex; justify-content: space-around;"> <div style="text-align: center;">  2016 CG overview for all staff.pptx </div> <div style="text-align: center;">  CSA Complaints and Grievances_2016.pdf </div> </div> <div style="display: flex; justify-content: space-around; margin-top: 10px;"> <div style="text-align: center;">  Complaints and Grievances CMs_2018 </div> <div style="text-align: center;">  Complaints and Grievances SABA Rep </div> </div> <div style="display: flex; justify-content: space-around; margin-top: 10px;"> <div style="text-align: center;">  CG overview for all staff_20170118.pptx </div> <div style="text-align: center;">  CG overview sign-in_20170118.pdf </div> </div> <div style="display: flex; justify-content: space-around; margin-top: 10px;"> <div style="text-align: center;">  2018 Member Complaint Training </div> <div style="text-align: center;">  2018 Member Grievance Training </div> </div> <div style="display: flex; justify-content: space-around; margin-top: 10px;"> <div style="text-align: center;">  60.2&60.3_2018 Member Complaints </div> <div style="text-align: center;">  60.2&60.3_2018 Member Complaints </div> </div> <div style="text-align: center; margin-top: 10px;">  60.2&60.3_2018 Member Complaints </div> <div style="display: flex; justify-content: space-around; margin-top: 10px;"> <div style="text-align: center;">  60.2&60.3_2018 Member Grievances </div> <div style="text-align: center;">  60.2&60.3_2018 Member Grievances </div> </div>





Reference Number	Opportunity for Improvement	Date(s) of Follow-up Action(s) Taken/Planned	MCO Response
Review of compliance with standards conducted by the Commonwealth in reporting year (RY) 2014, RY 2015, and RY 2016 found MBH to be partially compliant with all three Subparts and non-compliant within one Subpart associated with Structure and Operations Standards.		Date(s) of follow-up action(s) taken through 6/30/18/Ongoing/None	Address within each subpart accordingly.
		Date(s) of future action(s) planned/None	Address within each subpart accordingly.
			 60.2&60.3_2018 Member Grievances
		Date(s) of future action planned- 8/29/18	Following the release of Appendix H of the Program Standards and Requirements, additional trainings for staff and primary contractors were conducted on 8/22/18 (Grievances) and 8/29/18 (Complaints).  60.2&60.3_2018 NEW Grievances Trai  60.2&60.3_2018 NEW Complaint Trai  60.2&60.3_2018 Member Grievances  60.2&60.3_2018 Member Grievances  60.2&60.3_2018 Member Grievances  60.2&60.3_2018 Member Complaints  60.2&60.3_2018 Member Complaints  60.2&60.3_2018 Member Complaints
		Date(s) of future action planned- 9/10/18	To address the changes to the Program Standards and Requirements, Appendix H, Magellan will be hiring an additional Compliance Care Manager to the Complaints and Grievances Department, effective 9/10/18.
		Date(s) of future action planned- Ongoing	Customer Service Associates, Physicians and Care Managers will continue to receive Complaints & Grievances training on an annual basis, at a minimum. Peer Representatives will be trained in the complaint and grievance process in order to serve on the review panels. The Primary Contractors will continue to review all complaint and grievance letters upon receipt.

Reference Number	Opportunity for Improvement	Date(s) of Follow-up Action(s) Taken/Planned	MCO Response
Review of compliance with standards conducted by the Commonwealth in reporting year (RY) 2014, RY 2015, and RY 2016 found MBH to be partially compliant with all three Subparts and non-compliant within one Subpart associated with Structure and Operations Standards.		Date(s) of follow-up action(s) taken through 6/30/18/Ongoing/None	Address within each subpart accordingly.
		Date(s) of future action(s) planned/None	Address within each subpart accordingly.
			20% of Complaint and Grievance letters are also audited by the Primary Contractors on a quarterly basis. Magellan will respond to Primary Contractor feedback and adjust procedure as applicable.



Reference Number	Opportunity for Improvement	Date(s) of Follow-up Action(s) Taken/Planned	MCO Response
Review of compliance with standards conducted by the Commonwealth in reporting year (RY) 2014, RY 2015, and RY 2016 found MBH to be partially compliant with all three Subparts and non-compliant within one Subpart associated with Structure and Operations Standards.		Date(s) of follow-up action(s) taken through 6/30/18/Ongoing/None	Address within each subpart accordingly.
		Date(s) of future action(s) planned/None	Address within each subpart accordingly.
MBH 2017.02	<p>MBH was partially compliant with three out of 10 categories within Subpart D: Quality Assessment and Performance Improvement Regulations. MBH was non-compliant with one out of 10 categories within Subpart D</p> <p>The partially compliant categories were:</p> <ol style="list-style-type: none"> 1) Availability of Services (Access to Care), 2) Coverage and Authorization of Services, and 3) Practice Guidelines <p>The non-compliant category was Coordination and Continuity of Care.</p>	Date(s) of follow-up action taken through 6/30/18	<p><u>Standard 28, Substandard 1: Clinical/chart reviews reflect appropriate consistent application of medical necessity criteria and active care management that identify and address quality of care concerns:</u></p> <p>In order to address deficiencies identified, clinical prompts within Magellan’s IP system were updated. Areas addressed include: the need for Denial documentation to reflect that necessary steps are taken to seek additional clinical information to guide denial determinations, including diagnostic information, course of illness, response to treatment, symptom severity, environmental factors, and the availability of appropriate alternative services in the event of a denial and documentation of MNC. The Care Management prompts were updated in May, 2016 to ensure that Care Managers are documenting the specific MNC in clinical notes.</p> <p> PreCoded Prompts Master 2016.docx</p>

Reference Number	Opportunity for Improvement	Date(s) of Follow-up Action(s) Taken/Planned	MCO Response
Review of compliance with standards conducted by the Commonwealth in reporting year (RY) 2014, RY 2015, and RY 2016 found MBH to be partially compliant with all three Subparts and non-compliant within one Subpart associated with Structure and Operations Standards.		Date(s) of follow-up action(s) taken through 6/30/18/Ongoing/None	Address within each subpart accordingly.
		Date(s) of future action(s) planned/None	Address within each subpart accordingly.
			<p>The IP prompts were updated again in September, 2017 to include/ enhance prompts for Peer Coordination; PAHC Interagency Team Meeting; PAHC FBS Initial Written Request; PAHC FBS Crisis Notification; PAHC FBS Extension Request; PAHC FBS Discharge Review; PAHC RTF Family Outreach; PAHC RTF Referral Listing Rounds; PAHC RTF Concurrent Review; PAHC RTF Written Review; and PAHC RTF Discharge Review</p> <p> PreCoded Prompts Master 09112017.do</p> <p>Trainings on Operational Effectiveness, Clinical Documentation and Active Care Management have been conducted to address clinical reviews demonstrating consistent application of medical necessity criteria and active care management that identify and address quality of care concerns. The 2017 training on Operational Effectiveness took place on 8/2/17.</p> <p> 2017 Operational Effectiveness Trainin</p>
		Date(s) of future action planned- 8/1/18	<p>The 2018 Training on Operational Effectiveness was conducted for CMs on 8/1/18.</p> <p> 2018 Operational Effectiveness Trainin</p>
		Date(s) of future action planned- Ongoing	CM Training on the Operational Effectiveness is conducted annually.
		Date(s) of follow-up action taken through 6/30/18	<p>Standard 28, Substandard 1: Training for clinical team on BHRS level of care Guidelines was conducted on 9/27/17 to ensure adequate clinical information is collected to support determinations.</p>




Reference Number	Opportunity for Improvement	Date(s) of Follow-up Action(s) Taken/Planned	MCO Response
Review of compliance with standards conducted by the Commonwealth in reporting year (RY) 2014, RY 2015, and RY 2016 found MBH to be partially compliant with all three Subparts and non-compliant within one Subpart associated with Structure and Operations Standards.		Date(s) of follow-up action(s) taken through 6/30/18/Ongoing/None	Address within each subpart accordingly.
		Date(s) of future action(s) planned/None	Address within each subpart accordingly.
			 28.1_BHRS Level of Care Guidelines Trai
		Date(s) of follow-up action taken through 6/30/18	Workflow/ Guidelines were created to assist Care Managers in consistent identification and/or referral of clinical/medical quality issues to Physician Advisors.  28.1_Clinical Case Accelerator Workflow
		Date(s) of follow-up action taken through 6/30/18	The Clinical and Medical Team will educate providers about alternative levels of care during reviews and ensure that the level of care being requested is the least restrictive and medically necessary. This will be documented in IP notes. Magellan has also developed a HealthChoices Level of Care Presentation which will be available on www.MagellanoPA.com for all providers to access. Additionally, all Magellan Clinical Staff were required to take this training by 5/30/18. Care Managers and Medical Team will direct providers to the training during shaping reviews (to address consistent documentation of the consideration of alternatives when 24-hour level of care is requested to ensure the least restrictive medically necessary level of care is considered).  28.1&28.2_Health Choices Levels of Care
		Date(s) of follow-up action taken through 6/30/18	<u>Standard 28, Substandard 1:</u> In order to ensure use of Magellan provider performance processes to address problems with providers' clinical judgment, clinical staff are trained annually on the use of PPIRs for clinical judgment issues, such as when a provider refuses to take a member into treatment or fails to respond to CM suggestions and requests. All clinical staff has the ability to file a PPIR in the QI



Reference Number	Opportunity for Improvement	Date(s) of Follow-up Action(s) Taken/Planned	MCO Response
Review of compliance with standards conducted by the Commonwealth in reporting year (RY) 2014, RY 2015, and RY 2016 found MBH to be partially compliant with all three Subparts and non-compliant within one Subpart associated with Structure and Operations Standards.		Date(s) of follow-up action(s) taken through 6/30/18/Ongoing/None	Address within each subpart accordingly.
		Date(s) of future action(s) planned/None	Address within each subpart accordingly.
			<p>database. In 2016, the training was conducted on 12/7/16.</p> <p>In 2017, the PPIR training took place on 12/6/17. In 2018, the training took place on 5/16/18.</p> <div style="display: flex; justify-content: space-around; align-items: center;"> <div style="text-align: center;">  <p>2016&2017 PPIR Process Training for</p> </div> <div style="text-align: center;">  <p>2018 PPIR.QI Training for staff_05</p> </div> </div> <p>To ensure coordination in the management of concerns with providers' performance across Magellan's QI, Clinical, Medical and Network departments, PPIR issues referred to the Provider Quality Advisory Committee (PQAC). Recommendations and suggestions from PQAC are referred to RNCC for possible network action. PPIR trends and findings are also reviewed during the Quality Improvement Committee (QIC) Meeting.</p>
		Date(s) of future action planned- Ongoing	Training for clinical staff on the PPIR process is conducted annually.
		Date(s) of follow-up action taken through 6/30/18	<p><u>Standard 28, Substandard 2: The medical necessity decision made by the BH-MCO Physician/Psychologist Advisor is supported by documentation in the denial record and reflects appropriate application of medical necessity criteria.</u></p> <p>In March 2016, Magellan implemented monitoring audits to ensure that the medical necessity decision made by the Physician/ Advisor is supported by documentation in the denial record and reflects the appropriate medical necessity criteria. The findings of the audits are reviewed weekly with the Clinical Department.</p> <div style="display: flex; justify-content: space-around; align-items: center;"> <div style="text-align: center;">  <p>28.2_Physician Advisor Audit Tool -</p> </div> <div style="text-align: center;">  <p>28.2_Physician Advisor Audit Tool_5</p> </div> </div>



Reference Number	Opportunity for Improvement	Date(s) of Follow-up Action(s) Taken/Planned	MCO Response
Review of compliance with standards conducted by the Commonwealth in reporting year (RY) 2014, RY 2015, and RY 2016 found MBH to be partially compliant with all three Subparts and non-compliant within one Subpart associated with Structure and Operations Standards.		Date(s) of follow-up action(s) taken through 6/30/18/Ongoing/None	Address within each subpart accordingly.
		Date(s) of future action(s) planned/None	Address within each subpart accordingly.
			Denial records are also formally audited on a quarterly basis by the Primary Contractors. The Primary Contractors also review all denial letters. Magellan responds to Primary Contractor feedback and adjusts procedure as applicable.
		Date(s) of follow-up action taken through 6/30/18	Training for Physician Advisors was conducted on HealthChoices Levels of Care to address documentation of appropriate and available alternative services when issuing a denial. <i>(copy of Power Point Training is attached above)</i>
		Date(s) of future action planned- Ongoing	Denial records are audited on a quarterly basis by all Primary Contractors. The Primary Contractors also review all denial letters. Magellan responds to Primary Contractor feedback and adjusts procedure as applicable.
		Date(s) of follow-up action taken through 6/30/18	<u>Standard 72, Substandard 1: Denial notices are issued to members according to required timeframes and use the required template language.</u> Denial Notice Templates were updated to align with the language and requirements in Appendix AA of the PS&R and NCQA requirements.
		Date(s) of future action planned- Ongoing	Denial records are audited on a quarterly basis by all Primary Contractors. The Primary Contractors also review all denial letters. Magellan responds to Primary Contractor feedback and adjusts procedure as applicable.
		Date(s) of follow-up action taken through 6/30/18	<u>Standard 72, Substandard 2: The content of the notices adhere to OMHSAS requirements (e.g., easy to understand and free from medical jargon; contains explanation of member rights and procedures for filing a grievance, requesting a DPW Fair Hearing, and continuation of services; contains name of contact person; contains specific member demographic information; contains specific reason for denial; contains detailed description of requested services, denied services, and any approved services if applicable; contains date denial decision will take effect).</u>



Reference Number	Opportunity for Improvement	Date(s) of Follow-up Action(s) Taken/Planned	MCO Response
Review of compliance with standards conducted by the Commonwealth in reporting year (RY) 2014, RY 2015, and RY 2016 found MBH to be partially compliant with all three Subparts and non-compliant within one Subpart associated with Structure and Operations Standards.		Date(s) of follow-up action(s) taken through 6/30/18/Ongoing/None	Address within each subpart accordingly.
		Date(s) of future action(s) planned/None	Address within each subpart accordingly.
			<p>Denial Notice Templates were updated to align with the language and requirements in Appendix AA of the PS&R. Notices will no longer include medical jargon and will include an explanation of member rights and procedures for filing a grievance, requesting a Fair Hearing and continuation of services. The letters also include contact information, member demographic information; contains specific reason for denial; contains detailed description of requested services, denied services, and any approved services if applicable; contains date denial decision will take effect.</p> <p>These changes were incorporated into future trainings and review practices. Team Meeting took place on 10/24/16 with Managers of Clinical Services, Clinical Director, Senior Manager of Clinical Care Services and Manager of Appeals to address the Supervisory review practices of all denial notifications. This was also addressed during the 11/16/16 and 11/15/17 Clinical Trainings.</p> <div style="display: flex; justify-content: space-around; align-items: center;"> <div style="text-align: center;">  Guide for Doing Denials 2016.pptx </div> <div style="text-align: center;">  Guide for Doing Denials 2017.pptx </div> </div>
MBH 2017.03	MBH was partially compliant with nine out of 10 categories within Subpart F: Federal and State Grievance System Standards Regulations.	Follow Up Actions Taken Through 6/30/18	<p><u>Standards 68, Substandard 1, 2, 3, 4 & 5: Interview with Complaint Coordinator demonstrates a clear understanding of the complaint process including how the compliant rights and procedures are made known to members, BH-MCO staff and the provider</u></p>
		Date(s) of future action planned- 11/7/18	The annual clinical staff training on Denial Letters is scheduled for 11/7/18.
		Date(s) of future action planned- Ongoing	Denial records are audited on a quarterly basis by all Primary Contractors. The Primary Contractors also review all denial letters. Magellan responds to Primary Contractor feedback and adjusts procedure as applicable. The Primary Contractor's Audit Tool will be updated to reflect the PEPS 72 standards.

Reference Number	Opportunity for Improvement	Date(s) of Follow-up Action(s) Taken/Planned	MCO Response
Review of compliance with standards conducted by the Commonwealth in reporting year (RY) 2014, RY 2015, and RY 2016 found MBH to be partially compliant with all three Subparts and non-compliant within one Subpart associated with Structure and Operations Standards.		Date(s) of follow-up action(s) taken through 6/30/18/Ongoing/None	Address within each subpart accordingly.
		Date(s) of future action(s) planned/None	Address within each subpart accordingly.
	<p>The partially compliant categories were:</p> <ol style="list-style-type: none"> 1) Statutory Basis and Definitions, 2) General Requirements, 3) Notice of Action 4) Handling of Grievances and Appeals, 5) Resolution and Notification: Grievances and Appeals, 6) Expedited Appeals Process, 7) Information to Providers and Subcontractors, 8) Continuation of Benefits, and 9) Effectuation of Reversed Resolutions 		<p><u>network. 1. BBA Fair Hearing 2. 1st level 3. 2nd level 4.External 5.Expedited; 100% of complaint acknowledgement and decision letters reviewed adhere to the established time lines. The required letter templates are utilized 100% of the time; Complaint decision letters must be written in clear, simple language that includes each issue identified in the member’s complaint and a corresponding explanation and reason for the decision(s); The Complaint Case File includes documentation of the steps taken by the BH-MCO to investigate a complaint. All contacts and findings related to the involved parties are documented in the case file; Complaint case files must include documentation of any referrals of complaint issues, especially valid complaint issues, to Primary Contractor/BH-MCO committees for further review and follow-up. Evidence of subsequent corrective action and follow-up by the respective Primary Contractor/BH-MCO Committee must be available to the C/G staff either by inclusion in the complaint case file or reference in the case file to where the documentation can be obtained for review.</u></p> <p>Complaint workflow and policies revised to reflect the reorganization, the composition and responsibilities of 1st level complaint level review committee, including status of investigation, documentation standards, identification of needed follow-up, final letter review and coordination with other departments. The policies include language including the responsibilities of the Appeals and Comments Manager.</p> <p>The practice of assigning clinical staff to investigate complaints was discontinued. The position of Compliance Care Manager, Senior, was added to conduct complaint investigations. The information provided in the complaint decision letters reflects all issues identified by</p>

Reference Number	Opportunity for Improvement	Date(s) of Follow-up Action(s) Taken/Planned	MCO Response
Review of compliance with standards conducted by the Commonwealth in reporting year (RY) 2014, RY 2015, and RY 2016 found MBH to be partially compliant with all three Subparts and non-compliant within one Subpart associated with Structure and Operations Standards.		Date(s) of follow-up action(s) taken through 6/30/18/Ongoing/None	Address within each subpart accordingly.
		Date(s) of future action(s) planned/None	Address within each subpart accordingly.
			<p>the member and clearly demonstrates that Magellan is making the determination for each complaint issue.</p> <p>To ensure that member’s rights are fully shared at the time a verbal complaint or grievance is received, Magellan updated the scripts again in May, 2017. A more detailed description of member rights and the review process is therefore now provided to each caller.</p> <div style="display: flex; justify-content: space-around; align-items: center;"> <div style="text-align: center;">  Member Complaint Policy Sample.docx </div> <div style="text-align: center;">  Complaint Script.docx </div> </div> <div style="text-align: center; margin-top: 10px;">  Grievance Script.docx </div>
		Follow Up Actions Taken Through 6/30/18	<p>Effective October 1, 2017, Magellan also adjusted the workflow regarding initiation of member complaint investigations:</p> <ul style="list-style-type: none"> • Complaints are now shared with the investigator within one business day of receipt. • The investigator then outreaches the complainant within two business days of receipt of the complaint to ensure the issues to be reviewed are well documented and therefore ensuring that we are assisting the member with their current needs. • The investigator provides a final record of the issues of complaint to an Appeals Coordinator, who then sends the acknowledgment notice within 5 business days of initial receipt of the complaint. • The investigator also shares specific information/documentation that will be needed from the targeted provider for consideration in the review. The Appeals Coordinator

Reference Number	Opportunity for Improvement	Date(s) of Follow-up Action(s) Taken/Planned	MCO Response
Review of compliance with standards conducted by the Commonwealth in reporting year (RY) 2014, RY 2015, and RY 2016 found MBH to be partially compliant with all three Subparts and non-compliant within one Subpart associated with Structure and Operations Standards.		Date(s) of follow-up action(s) taken through 6/30/18/Ongoing/None	Address within each subpart accordingly.
		Date(s) of future action(s) planned/None	Address within each subpart accordingly.
			includes this information in the notice to the targeted provider regarding the complaint.
		Follow Up Actions Taken Through 6/30/18	<p>Complaint-specific training was developed and held on 5/2/18. The curriculum included the review of the complaint script, need to share all member rights and overview of complaint process at the time of the call, and attestation on the Customer Contact form that this was done.</p> <p><i>See Standard 60 above for attachments to Complaint Training and Attendance Sheets.</i></p>
		Future Actions Planned- 9/1/18	<p>To address the changes to the Program Standards and Requirements, Appendix H, Magellan has updated the Complaint Script and Customer Contact Form. Additionally, another dedicated Complaints Training was held on 8/29/18 that specifically addressed the changes.</p> <div style="display: flex; justify-content: space-around; align-items: center;"> <div style="text-align: center;">  68.1_Customer Contact Form 9-1-20 </div> <div style="text-align: center;">  68.1_Member Complaint Script_Se </div> </div> <p><i>See Standard 60 above for attachments to Complaint Training and Attendance Sheets.</i></p>
		Future Actions Planned- 9/10/18	To address the changes to the Program Standards and Requirements, Appendix H, Magellan will be hiring an additional Compliance Care Manager to the Complaints and Grievances Department, effective 9/10/18.
		Future Actions Planned- 10/31/18	To address the changes to the Program Standards and Requirements, Appendix H, Magellan is in the process of updating all internal workflows specific to Complaints.
		Future Actions Planned- Ongoing	<p>Individual Primary Contractor audit results are combined to offer findings and feedback from aggregated perspective.</p> <p>The Primary Contractors formally audit all 1st level complaint records on a quarterly basis. The Primary Contractors also review all complaint</p>

Reference Number	Opportunity for Improvement	Date(s) of Follow-up Action(s) Taken/Planned	MCO Response
Review of compliance with standards conducted by the Commonwealth in reporting year (RY) 2014, RY 2015, and RY 2016 found MBH to be partially compliant with all three Subparts and non-compliant within one Subpart associated with Structure and Operations Standards.		Date(s) of follow-up action(s) taken through 6/30/18/Ongoing/None	Address within each subpart accordingly.
		Date(s) of future action(s) planned/None	Address within each subpart accordingly.
			<p>acknowledgment and decision letters. Magellan responds to Primary Contractor feedback and adjusts procedure as applicable.</p> <p>Magellan will continue with ongoing practices of identifying any provider performance concerns.</p>
		Follow Up Actions Taken Through 6/30/18	<p><u>Standard 71, Substandard 1: Interview with Grievance Coordinator demonstrates a clear understanding of the grievance process, including how grievance rights and procedures are made known to members, BH-MCO staff and the provider network.</u></p> <p>Grievance script was updated: all rights pertaining to a grievance are fully outlined and shared at the time of the grievance call; script includes the correct timeframe for sending the acknowledgment notice (3 business days); script includes the requirement to offer translation services when it is identified the member speaks a language other than English, both for the initial call and subsequent discussions and correspondence.</p> <p>An attestation that member rights were reviewed with the caller was also added to Customer Contact Form.</p> <p><i><u>(please note that shortly after making some of the updates to the Script and Customer Contact Form, changes to Appendix H were released and thus not all the intended changes were executed- please see updated Script and Customer Contact Form that were developed per the new requirements)</u></i></p> <div style="display: flex; justify-content: space-around; align-items: center;"> <div style="text-align: center;">  71.1_Grievance Script_April 2018.doc </div> <div style="text-align: center;">  71.1_Customer Contact Form_4-18.c </div> </div>
		Future Actions Planned- 9/1/18	To address the changes to the Program Standards and Requirements, Appendix H, Magellan updated the Grievance Script and

Reference Number	Opportunity for Improvement	Date(s) of Follow-up Action(s) Taken/Planned	MCO Response
Review of compliance with standards conducted by the Commonwealth in reporting year (RY) 2014, RY 2015, and RY 2016 found MBH to be partially compliant with all three Subparts and non-compliant within one Subpart associated with Structure and Operations Standards.		Date(s) of follow-up action(s) taken through 6/30/18/Ongoing/None	Address within each subpart accordingly.
		Date(s) of future action(s) planned/None	Address within each subpart accordingly.
			Customer Contact Form.  71.1_Grievance Script_September 20  71.1_Customer Contact Form 9-1-20
		Follow Up Actions Taken Through 6/30/18	<p><u>Standard 71, Substandard 2: 100% of grievance acknowledgement and decision letters reviewed adhere to the established time lines. The required letter templates are utilized 100% of the time.</u></p> <p>Grievance-specific training was developed and held on 5/9/18. Curriculum included review of possible outcomes (upheld, overturned, partially overturned) and requirement to use decision template from Appendix H of the PS&R that corresponds with each potential outcome. Curriculum emphasized the need for staff recording grievances to promptly submit grievance requests to Complaint and Grievance team to ensure compliance with correspondence timeframes.</p> <p><i>See Standard 60 above for attachments to Grievance Training and Attendance Sheets.</i></p>
		Future Actions Planned- 8/22/18	<p>To address the changes to the Program Standards and Requirements, Appendix H, Magellan held a second Grievances Training on 8/22/18.</p> <p><i>See Standard 60 above for attachments to Grievance Training and Attendance Sheets.</i></p>
		Future Actions Planned- 10/31/18	<p>Magellan will begin documenting in the grievance record if there are extenuating circumstances resulting in delayed correspondence. Magellan is in the process of updating all internal workflows specific to Grievances.</p>
Follow Up Actions Taken Through 6/30/18	<p><u>Standard 71, Substandard 3: Grievance decision letters must be written in clear, simple language that includes a statement of all services reviewed and a specific explanation</u></p>		

Reference Number	Opportunity for Improvement	Date(s) of Follow-up Action(s) Taken/Planned	MCO Response
	Review of compliance with standards conducted by the Commonwealth in reporting year (RY) 2014, RY 2015, and RY 2016 found MBH to be partially compliant with all three Subparts and non-compliant within one Subpart associated with Structure and Operations Standards.	Date(s) of follow-up action(s) taken through 6/30/18/Ongoing/None	Address within each subpart accordingly.
		Date(s) of future action(s) planned/None	Address within each subpart accordingly.
		Future Actions Planned- 9/30/18	Grievance Templates were updated to align with the language and requirements in Appendix H of the PS&R. Notices will be written in a clear, simple language and include a statement of all services reviewed and a specific explanation and reason for the decision including the MNC used. Grievance Templates have been updated again to align with PS&R Appendix H changes and NCQA requirements. They were submitted and approved by OMHSAS.

Corrective Action Plan for Partial and Non-compliant PEPS Standards

All actions targeting opportunities for improvement with the structure and operational standards are monitored for effectiveness by OMHSAS. Based on the OMHSAS findings for RY 2016, MBH began to address opportunities for improvement related to compliance categories within Subparts: C (Enrollee Rights), D (Partially Compliant: Access to Care, Coverage and Authorization of Services, and Practice Guidelines; Non-compliant: Coordination and Continuity of Care), and F (Federal and State Grievance System Standards Regulations). The partially compliant categories within Subpart F were: 1) Statutory Basis and Definitions, 2) General Requirements, 3) Notice of Action, 4) Handling of Grievances and Appeals, 5) Resolution and Notification: Grievances and Appeals, 6) Expedited Appeals Process, 7) Information to Providers and Subcontractors, 8) Continuation of Benefits, and 9) Effectuation of Reversed Resolutions. Proposed actions and evidence of actions taken by MBH were monitored through action plans, technical assistance calls, monitoring meetings, and quality and compliance reviews. OMHSAS will continue these monitoring activities until sufficient progress has been made to bring MBH into compliance with the relevant Standards.

Root Cause Analysis and Action Plan

The 2017 EQR would have been the 10th year for which BH-MCOs would have been required to prepare a Root Cause Analysis and Action Plan for performance measures that were performing statistically significantly poorer than the BH-MCO Average and/or as compared to the prior measurement year. For performance measures that are noted as opportunities for improvement in the EQR Technical Report, BH-MCOs are required to submit:

- a goal statement;
- root cause analysis and analysis findings;
- action plan to address findings;
- implementation dates; and
- a monitoring plan to assure action is effective and to address what will be measured and how often that measurement will occur.

Following several years of underperformance in the key quality indicator areas; however, OMHSAS deemed in 2017 that it was necessary to change the EQR process from a retrospective to more of a prospective process. This meant, among other things, eliminating the requirement to complete root cause analyses (RCAs) and corresponding action plans (CAPs) responding to MY 2015. Instead, BH-MCOs were required to submit member-level files for MY 2016 in the summer of 2017, from which rates were calculated and validated by IPRO. MY 2016 Results of HEDIS Follow-up after Hospitalization for Mental Illness (7- and 30-day) were then used to determine RCA and CAP assignments. The change coincided with the coming phase-in of Value-Based Payment (VBP) at the HC BH Contractor level in January 2018. Thus, for the first time, RCA and CAP assignments were made at the Contractor level as well as at the BH-MCO level. Contractors receiving assignments completed their RCAs and CAPs in November 2017, while BH-MCOs completed their RCAs and CAPs by December 31, 2017. In 2018, coinciding with the carve-in of long-term care, OMHSAS directed BH-MCOs to begin focusing their RCA and CAP work on the HEDIS FUH All Ages measure and implemented a new goal-setting logic to spur performance improvement in the measure. Based on the MY 2017 performance, all five BH-MCOs were required to submit RCAs on the HEDIS FUH All Ages 7- and/or 30-day measure and CAPs to achieve their MY 2019 goals. HC BH Contractors that scored below the 75th NCQA Quality Compass Percentile were also asked to submit RCAs and CAPs. All five BH-MCOs submitted their RCAs and CAPs on April 1, 2019. HC BH Contractors will be submitting their RCAs and CAPs by April 30, 2019.

MY 2016 RCAs and CAPs, already completed last year, are included in this 2018 BBA report. **Table 5.2** presents MBH's submission of its RCA and CAP for the FUH 6-64 years 7- and 30-day measures.

Table 5.2: MBH, RCA, and CAP for the FUH 7- and 30-day Measures (6–64 Years)

HealthChoices BH Contractor: Magellan Behavioral Health of Pennsylvania	Measure: Follow-up After Hospitalization for Mental Illness QI 1 (HEDIS 7-Day) and/or Follow-up After Hospitalization for Mental Illness QI 2 (HEDIS 30-Day)	Response Date: 12.29.2017																																																
Goal Statement: (Please specify individual goals for each measure): Increase MY 2016 Follow-up After Hospitalization for Mental Illness QI 1 (HEDIS 7-Day) by a statistically significant amount. Based on MY 2016 rate of 43.85%, a statistically significant (p = 0.05) increase would be realized at 45.49%. Increase MY 2016 Follow-up After Hospitalization for Mental Illness QI 2 (HEDIS 30-Day) by a statistically significant amount. Based on MY 2016 rate of 60.83%, a statistically significant (p = 0.05) increase would be realized at 62.42%.																																																		
Analysis: What factors contributed to poor performance? Please enter "N/A" if a category of factors does not apply.	Findings Magellan's MY 2016 Follow-up After Hospitalization for Mental Illness QI 1 (HEDIS 7-Day) rate of 43.85% was below the HEDIS 50 th percentile and - 6.36% below the targeted goal of 51.37%. Magellan's MY 2016 Follow-up After Hospitalization for Mental Illness QI 2 (HEDIS 30-Day) rate of 60.83% was below the HEDIS 50 th percentile and -4.72% below the targeted goal of 69.01%. <table border="1" data-bbox="662 1436 1468 1785"> <thead> <tr> <th colspan="6">FUH HEDIS CY 2016 data</th> </tr> <tr> <th>HMO</th> <th>Denominator</th> <th>Numerator 7 Day</th> <th>Numerator 30 Day</th> <th>7 Day %</th> <th>30 Day %</th> </tr> </thead> <tbody> <tr> <td>BU</td> <td>1216</td> <td>520</td> <td>725</td> <td>42.76%</td> <td>59.62%</td> </tr> <tr> <td>DE</td> <td>1276</td> <td>558</td> <td>746</td> <td>43.73%</td> <td>58.46%</td> </tr> <tr> <td>LE</td> <td>1593</td> <td>694</td> <td>958</td> <td>43.57%</td> <td>60.14%</td> </tr> <tr> <td>MO</td> <td>1673</td> <td>774</td> <td>1029</td> <td>46.26%</td> <td>61.51%</td> </tr> <tr> <td>NH</td> <td>951</td> <td>402</td> <td>574</td> <td>42.27%</td> <td>60.36%</td> </tr> <tr> <td>BH-MCO avg Total:</td> <td>6709</td> <td>2948</td> <td>4032</td> <td>43.94%</td> <td>60.10%</td> </tr> </tbody> </table>		FUH HEDIS CY 2016 data						HMO	Denominator	Numerator 7 Day	Numerator 30 Day	7 Day %	30 Day %	BU	1216	520	725	42.76%	59.62%	DE	1276	558	746	43.73%	58.46%	LE	1593	694	958	43.57%	60.14%	MO	1673	774	1029	46.26%	61.51%	NH	951	402	574	42.27%	60.36%	BH-MCO avg Total:	6709	2948	4032	43.94%	60.10%
FUH HEDIS CY 2016 data																																																		
HMO	Denominator	Numerator 7 Day	Numerator 30 Day	7 Day %	30 Day %																																													
BU	1216	520	725	42.76%	59.62%																																													
DE	1276	558	746	43.73%	58.46%																																													
LE	1593	694	958	43.57%	60.14%																																													
MO	1673	774	1029	46.26%	61.51%																																													
NH	951	402	574	42.27%	60.36%																																													
BH-MCO avg Total:	6709	2948	4032	43.94%	60.10%																																													
People (1) (e.g., personnel, patients) Member choosing not to pursue treatment ➤ Not seeking follow-up services as	Initial Response: Lack of member understanding of the benefits of attending follow-up appointments. Root Cause is impactful and attainable. Follow-up Status Response:																																																	

HealthChoices BH Contractor: Magellan Behavioral Health of Pennsylvania	Measure: Follow-up After Hospitalization for Mental Illness Q1 1 (HEDIS 7-Day) and/or Follow-up After Hospitalization for Mental Illness Q1 2 (HEDIS 30-Day)	Response Date: 12.29.2017
<p>a valuable part of their care;</p> <ul style="list-style-type: none"> ➤ Members have not experienced follow-up services to know they're valuable; and ➤ Lack of member understanding of the benefits of attending follow-up appointments. 		
<p>People (2) (e.g., personnel, patients)</p> <p>Substance use relapse</p> <ul style="list-style-type: none"> ➤ Ineffective treatment; ➤ Member not ready to commit to sobriety; and ➤ Member is not in appropriate stage of change (has not reached preparation stage) to commit to long term recovery. 	<p>Initial Response: Member is not in appropriate stage of change to commit to long term recovery. While impactful, Root Cause is not attainable during the scope of this project.</p> <p>Follow-up Status Response:</p>	
<p>People (3) (e.g., personnel, patients)</p> <p>Stigma</p> <ul style="list-style-type: none"> ➤ Afraid of being labeled; ➤ Concern that mental health diagnosis will negatively impact them and their future; and ➤ Embarrassed that others will be aware of mental health issues. 	<p>Initial Response: Member embarrassed that others will be aware of mental health issues. While impactful, Root Cause is not attainable during the scope of this project.</p> <p>Follow-up Status Response:</p>	
<p>People (4) (e.g., personnel, patients)</p> <p>Lack of Member understanding of Discharge Plan</p> <ul style="list-style-type: none"> ➤ Member unaware of the importance of discharge plan; ➤ Information about follow up appointment not appropriately communicated to member; ➤ Insufficient time and resources allotted to the discharge plan with the member; ➤ Staffing limitation on unit; and ➤ Provider/Facility unaware of resources and/or Best Practices to support successful discharge planning. 	<p>Initial Response: Provider/facility unaware of resources and or Best Practices to support successful discharge planning. Root Cause is impactful and attainable.</p> <p>Follow-up Status Response:</p>	
<p>Providers (1) (e.g. provider facilities, provider network)</p> <p>Poor documentation of discharge plan</p> <ul style="list-style-type: none"> ➤ Providers/Facilities are not being trained on discharge planning; and ➤ Provider/Facility unaware of 	<p>Initial Response: Provider/facility unaware of resources and/or Best Practices to support successful discharge planning. Root Cause is impactful and attainable.</p> <p>Follow-up Status Response:</p>	

HealthChoices BH Contractor: Magellan Behavioral Health of Pennsylvania	Measure: Follow-up After Hospitalization for Mental Illness Q1 1 (HEDIS 7-Day) and/or Follow-up After Hospitalization for Mental Illness Q1 2 (HEDIS 30-Day)	Response Date: 12.29.2017
resources and/or Best Practices to support successful discharge planning.		
Providers (2) (e.g. provider facilities, provider network) Members not identified as High Risk <ul style="list-style-type: none"> ➤ Due to Health Insurance Portability and Accountability Act (HIPAA), member level data not able to be shared with provider/facilities. 	Initial Response: Member level data not able to be shared with Provider/Facilities to identify high risk members. Root Cause is impactful and attainable.	Follow-up Status Response:
Providers (3) (e.g. provider facilities, provider network) Focus on PA-specific accepted aftercare appointment <ul style="list-style-type: none"> ➤ Members being referred to Intensive Case Management (ICM) Level of Care; and ➤ Provider/Facilities are unaware of HEDIS methodology. 	Initial Response: Provider focuses discharge plan on FUH appointments with levels of care that are not included in the HEDIS methodology, i.e., targeted case management. Root Cause is impactful and attainable.	Follow-up Status Response:
Policies / Procedures (1) (e.g., data systems, delivery systems, payment/reimbursement) Member not aware of FUH appointment date and time <ul style="list-style-type: none"> ➤ Member forgets their follow-up (FUH) appointment information including provider address, date and time of appointment; ➤ No one calling to remind member of appointment 	Initial Response: No one calling to remind member of appointment. Root Cause is impactful and attainable.	Follow-up Status Response:
Policies / Procedures (2) (e.g., data systems, delivery systems, payment/ reimbursement) Open Access <ul style="list-style-type: none"> ➤ Member experiencing long wait times at outpatient facilities; and ➤ Member was not given a set appointment time to be seen by the Psychiatrist by the inpatient provider. 	Initial Response: Members are not being given specific date and time associated with the FUH appointment. While impactful, Root Cause is not attainable during the scope of this project.	Follow-up Status Response:
Policies / Procedures (3) (e.g., data systems, delivery systems, payment/ reimbursement) Coordination of Care <ul style="list-style-type: none"> ➤ Members do not have an established relationship with outpatient provider; ➤ Outpatient Provider is not collaborating with the Inpatient 	Initial Response: Outpatient providers are unable to bill for their services while the members are inpatient. While impactful, Root Cause is not attainable during the scope of this project.	Follow-up Status Response:

HealthChoices BH Contractor: Magellan Behavioral Health of Pennsylvania	Measure: Follow-up After Hospitalization for Mental Illness Q1 (HEDIS 7-Day) and/or Follow-up After Hospitalization for Mental Illness Q1 2 (HEDIS 30-Day)		Response Date: 12.29.2017
providers on discharge and meeting the members prior to their first outpatient appointment; and ➤ Outpatient providers are unable to bill for their services while the members are inpatient.			
Provisions (1) (e.g., screening tools, medical record forms, transportation) Limited number of psychiatric appointments available ➤ Limited number of psychiatrists willing to work in Community Behavioral Health settings, and ➤ Lack of Psychiatrists	Initial Response: Limited number of psychiatric appointments available, due to a shortage of psychiatrists. While impactful, Root Cause is not attainable during the scope of this project.		
	Follow-up Status Response:		
Provisions (2) (e.g., screening tools, medical record forms, transportation) Transportation ➤ Members relying on public transportation, due to income limitations; ➤ Long travel time to get to FUH appointment; ➤ Members are not given appointments within their geo access; and ➤ Provider/Facilities are unaware of outpatient facilities within members' community.	Initial Response: Provider/Facilities are unaware of outpatient facilities within members' community. Root Cause impactful and attainable.		
	Follow-up Status Response:		
Corresponding Action Plan			
Measure: Follow-up After Hospitalization for Mental Illness Q1 (HEDIS 7-Day) and/or Follow-up After Hospitalization for Mental Illness Q1 2 (HEDIS 30-Day)			
For the barriers identified on the previous page, indicate the actions planned and/or actions taken since July 2016. Documentation of actions should be continued on additional pages as needed.			
Action Include those planned as well as already implemented. (identify the Root cause and the Action(s) that are judged as impactful & attainable)	Implementation Date Indicate start date (month, year) duration and frequency (e.g., Ongoing, Quarterly)	Monitoring Plan How will you know if this action is actually being carried out? How will you measure the action's impacts on the Root Cause? How will you measure the action's impact on the FUH rates?	
Action (1) Root Cause: Lack of member understanding of Discharge Plan. Action: Educate Provider/Facilities on the importance of educating members regarding follow-up care and key	Q2 2018	Initial Response: ➤ Magellan's Best Practice Discharge Checklist to be modified to incorporate components of Project Red. ➤ Modified discharge checklist to be disseminated through targeted	

HealthChoices BH Contractor: Magellan Behavioral Health of Pennsylvania	Measure: Follow-up After Hospitalization for Mental Illness Q1 1 (HEDIS 7-Day) and/or Follow-up After Hospitalization for Mental Illness Q1 2 (HEDIS 30-Day)	Response Date: 12.29.2017
components needed for successful discharge via Best Practice Discharge Checklist with Project Red components.		<p>inpatient provider e-blast, posted on Magellan website and shared through Magellan’s Facility Incentive Program (MFIP) inpatient provider meeting.</p> <ul style="list-style-type: none"> ➤ Actions impact on root cause to be determined by comparing pre - intervention Facilities’ HEDIS FUH rates to post intervention Facilities’ HEDIS FUH rates. ➤ Actions impact on FUH rates to be determined by increase in Magellan’s HEDIS FUH rates. <p>Follow-up Status Response:</p>
<p>Action (2) Root Cause: Provider/Facility unaware of resources and or Best Practices to support successful discharge planning. Action: Educate Provider/Facilities on key components needed for successful discharge via Best Practice Discharge Checklist with Project Red components.</p>	Q2 2018	<p>Initial Response:</p> <ul style="list-style-type: none"> ➤ Magellan to review Project Red against Magellan’s concurrent review workflow/ process to identify opportunities for improvement. ➤ Magellan’s concurrent review process workflow/process to be updated and implemented based on findings of review for the following providers: Friends, Horsham, Saint Luke’s Quarkertown, UHS of Doylestown, Kirkbride. ➤ Magellan to audit two concurrent review IP notes and or calls per facility to ensure that providers are preparing members for successful discharged based on components of Project Red. ➤ Actions impact on root cause to be determined by percentage of inpatient facilities responses to Magellan’s concurrent process that include components of Project Red. ➤ Actions impact on FUH rates to be determined by increase in Magellan’s HEDIS FUH rates. <p>Follow-up Status Response:</p>
<p>Action (3) Root Cause: Lack of Provider/Facility ability to identify high risk members. Action: Magellan to identify high risk members 18 yrs. of age and older admitted to psych inpatient who have a diagnosis of Schizophrenia or Bipolar who have experienced their first inpatient psych admission.</p>	Ongoing	<p>Initial Response:</p> <ul style="list-style-type: none"> ➤ Magellan Clinical supervisor to document and track number of completed internal clinical rounds for members who meet intervention profile. ➤ Magellan Quality Improvement (QI) Department to conduct monthly audits of 10% of IP notes for members who met clinical rounds’ intervention

HealthChoices BH Contractor: Magellan Behavioral Health of Pennsylvania	Measure: Follow-up After Hospitalization for Mental Illness Q1 1 (HEDIS 7-Day) and/or Follow-up After Hospitalization for Mental Illness Q1 2 (HEDIS 30-Day)	Response Date: 12.29.2017
<p>Members identified as meeting intervention profile to be discussed during Magellan internal clinical rounds. With the guidance of Magellan MDs, clinical rounds to explore ways to support providers in connecting members to appropriate continuing care options, support Care Managers in identifying appropriate level of care placement that is optimal for member's needs. Member specific barriers and community supports available to member to be discussed.</p>		<p>profile, to confirm member specific barriers/community supports, as discussed during internal clinical rounds were shared with discharging facility.</p> <ul style="list-style-type: none"> ➤ Recommendations from Magellan internal clinical rounds to be shared with members' discharging Inpatient provider. ➤ Magellan's QI Department to conduct monthly audit of 10% of IP notes for members who met clinics rounds' intervention profile, to confirm member specific barriers/community supports, as discussed during internal clinical rounds, were shared with discharging facility. ➤ Actions impact on root cause to be determined by number of members meeting intervention profile discussed in clinical rounds. ➤ Intervention impact on root cause to be determined by Magellan's improvement of follow-up rates for members with diagnosis of schizophrenia or bipolar. ➤ Actions impact on FUH rates to be determined by increase in Magellan's HEDIS FUH rates.
<p>Action (4) Root Cause: Provider focuses discharge plan on FUH appointments with levels of care that are not included in the HEDIS methodology. Action: Training on HEDIS accepted aftercare services for Magellan's Care Managers.</p>	<p>Annually</p>	<p>Initial Response:</p> <ul style="list-style-type: none"> ➤ Upon completion of training, Magellan Care Managers to attest to understanding of training material. Handout with the key elements to be distributed and posted on Magellan's intranet, for Care Managers' reference. ➤ Actions impact on root cause to be determined by number of Magellan Care Managers who attest understanding of HEDIS methodology and HEDIS accepted ambulatory follow-up levels of care. ➤ Actions impact on FUH rates to be determined by increase in Magellan's HEDIS FUH rates.
<p>Action (5) Root Cause: No one calling to remind</p>	<p>Ongoing</p>	<p>Initial Response:</p> <ul style="list-style-type: none"> ➤ Magellan Peer Recovery Navigators to

HealthChoices BH Contractor: Magellan Behavioral Health of Pennsylvania	Measure: Follow-up After Hospitalization for Mental Illness Q1 (HEDIS 7-Day) and/or Follow-up After Hospitalization for Mental Illness Q2 (HEDIS 30-Day)	Response Date: 12.29.2017
<p>member of appointment.</p> <p>Action: Magellan Peer Recovery Navigators to conduct follow-up calls with up to three attempts to members 18 years and older discharged from Psych Inpatient who were discharged AMA, AWOL, and refusing aftercare and members discharged from psych inpatient who have a diagnosis of Schizophrenia or Bipolar who have experienced their first inpatient psych admission.</p>		<p>collect and track number of completed outreach calls, number of outreach attempts made and barriers, if any reported by member during follow-up call.</p> <ul style="list-style-type: none"> ➤ Members' individual identified barriers to be reviewed with the Peer Recovery Navigator Supervisor and clinical leadership for any necessary follow up. ➤ Action impact on root cause to be determined by Magellan's improvement on follow-up rates for members with diagnosis of Schizophrenia or Bipolar. ➤ Actions impact on FUH rates to be determined by increase in Magellan's HEDIS FUH rates.
<p>Action (6)</p> <p>Root Cause: Provider/Facilities are unaware of outpatient facilities within members' community.</p> <p>Action: Develop member utilized FUH Level of Care Provider Directory.</p>	Q3 2018	<p>Initial Response:</p> <ul style="list-style-type: none"> ➤ Directory of highest utilized level of care to be developed, based on MY 2016/2017 claims data analysis. ➤ Training to be developed for Magellan Care Managers. ➤ Upon completion of training, Care Manager to attest to understanding of training material. Handout with the key elements to be distributed and posted on Magellan's intranet for Care Managers' reference. ➤ Provider/Facility training to be conducted. ➤ Handout with the key elements to be distributed and posted on Magellan's website for provider's reference. ➤ Actions impact on root cause to be determined by number of Magellan Care Managers and provider facilities who attest understanding of FUH Level of Care Provider Directory. ➤ Actions impact on FUH rates to be determined by increase in Magellan's HEDIS FUH rates.
Follow-up Status Response:		

VI: 2018 Strengths and Opportunities for Improvement

The review of MBH's 2018 (MY 2017) performance against structure and operations standards, performance improvement projects, and performance measures identified strengths and opportunities for improvement in the quality outcomes, and in the timeliness of and access to services for Medicaid members served by this BH-MCO.

Strengths

- MBH's Engagement of AOD Treatment (IET) MY 2017 rate for ages 13–17 years met or exceeded the HEDIS 75th percentile for the Engagement submeasure.
- MBH's Initiation and Engagement of AOD Treatment (IET) MY 2017 overall rates increased (improved) significantly compared to corresponding rates for prior year.

Opportunities for Improvement

- MBH was partially compliant with the following two elements under review for Year 3 of the Performance Improvement Project:
 - Review Element 1 – Project Topic and Relevance.
 - Review Elements 8/9 – Interpretation of Results (Demonstrable Improvement) and Validity of Reported Improvement.
- Review of compliance with standards conducted by the Commonwealth in RY 2015, RY 2016, and RY 2017 found MBH to be partially compliant with three Subparts associated with Structure and Operations Standards.
 - MBH was partially compliant with 1 out of 7 categories within Subpart C: Enrollee Rights and Protections Regulations. The partially compliant category is Enrollee Rights.
 - MBH was partially compliant with 4 out of 10 categories and non-compliant with one category within Subpart D: Quality Assessment and Performance Improvement Regulations. The partially compliant categories are: 1) Availability of Services (Access to Care), 2) Coverage and Authorization of Services, 3) Practice Guidelines, and 4) Quality Assessment and Performance Improvement Program. The non-compliant category is: Coordination and Continuity of Care.
 - MBH was partially compliant with 9 out of 10 categories within Subpart F: Federal and State Grievance System Standards Regulations. The partially compliant categories were: 1) Statutory Basis and Definitions, 2) General Requirements, 3) Notice of Action, 4) Handling of Grievances and Appeals, 5) Resolution and Notification: Grievances and Appeals, 6) Expedited Appeals Process, 7) Information to Providers & Subcontractors, 8) Continuation of Benefits, and 9) Effectuation of Reversed Resolutions.
- MBH's MY 2017 PA-Specific 7-Day Follow-up After Hospitalization for Mental Illness rate (QI A) for the Overall population was statistically significantly below (worse) compared to the MY 2017 HC BH (Statewide) rate by 4.6 percentage points.
- MBH's MY 2017 PA-Specific 30-Day Follow-up After Hospitalization for Mental Illness rate (QI B) for the Overall population was statistically significantly below (worse) compared to the MY 2017 HC BH (Statewide) rate by 6.6 percentage points.
- MBH's MY 2017 PA-Specific 7-Day Follow-up After Hospitalization for Mental Illness (QI A) rate for the Overall population statistically significantly decreased (worsened) from the prior year by 3.9 percentage points.
- MBH's MY 2017 PA-Specific 30-Day Follow-up After Hospitalization for Mental Illness (QI B) rate for the Overall population statistically significantly decreased (worsened) from the prior year by 2.7 percentage points.
- MBH's MY 2017 Readmission Within 30 Days of Inpatient Psychiatric Discharge rate did not meet the OMHSAS designated performance goal of 10.0%.
- MBH's MY 2017 HEDIS 7- and 30-Day Follow-up After Hospitalization for Mental Illness rates (QI 1 and QI 2) for ages 6–64 years did not meet the OMHSAS interim goals for MY 2017, nor did they achieve the goal of meeting or exceeding the HEDIS 75th percentile.
- MBH's MY 2017 HEDIS 7- and 30-Day Follow-up After Hospitalization for Mental Illness rates (QI 1 and QI 2) for ages 6–64 years were statistically significantly below (worsened) compared to the corresponding rates for the prior year by 8.9 and 2.3 percentage points, respectively.
- MBH's MY 2017 HEDIS 7- and 30-Day Follow-up After Hospitalization for Mental Illness rate (QI 1 and QI 2) for ages 6–64 years were statistically significantly below (worse) compared to the MY 2017 HC BH (Statewide) rate by 4.0 and 3.0 percentage points, respectively.

- MBH’s MY 2017 Initiation of AOD Treatment performance rate for ages 13+ years did not achieve the goal of meeting or exceeding the HEDIS 75th percentile. Both the Initiation and Engagement rates were statistically significantly lower (worse) than the Statewide rates by 5.1 and 5.6 percentage points, respectively

Performance Measure Matrices

The Performance Measure (PM) Matrices provide a comparative look at quality indicators (QIs) included in the EQR evaluation for Quality Performance of the HealthChoices BH-MCO. The comparisons are presented in matrices that are color-coded to indicate when the findings for these measures are notable and whether there is cause for action.

Table 6.1 is a three-by-three matrix depicting the horizontal same-year comparison between the BH-MCO’s performance and the applicable HC BH (Statewide) rate and the vertical comparison of the BH-MCO’s MY 2017 performance to its prior year performance. When comparing a BH-MCO’s rate to the benchmark rate for each indicator, the BH-MCO rate can be statistically significantly: above (▲), below (▼), or no difference (≡). This comparison is determined by whether or not the 95% CI for the BH-MCO rate included the benchmark rate. However, the qualitative placement of the performance in the matrix depends on the measure. For the Readmission Within 30 Days of Inpatient Psychiatric Discharge (REA) measure, lower rates reflect better performance.

Table 6.1: BH-MCO Performance Matrix for MY 2017 PA-Specific 7- and 30-Day Follow-up After Hospitalization and MY 2017 Readmission Within 30 Days of Inpatient Psychiatric Discharge (Overall)

BH-MCO Year to Year Statistical Significance Comparison	Trend	BH-MCO versus HealthChoices Rate Statistical Significance Comparison		
		Poorer	No difference	Better
Improved		C	B	A
No Change		D REA ¹	C	B
Worsened		F FUH QI A FUH QI B	D	C

¹For the Readmission Within 30 Days of Inpatient Psychiatric Discharge (REA), lower rates reflect better performance. Therefore, a year-to-year rate decrease reflects a year-to-year improvement in performance.

Letter Key: Performance is notable. BH-MCOs may have internal goals to improve. B: BH-MCOs may identify continued opportunities for improvement. C-F: Recommend BH-MCOs identify continued opportunities for improvement.

FUH QI A: PA-Specific 7-Day Follow-up After Hospitalization for Mental Illness (Overall).

FUH QI B: PA-Specific 30-Day Follow-up After Hospitalization for Mental Illness (Overall).

REA: Readmission Within 30 Days of Inpatient Psychiatric Discharge.

Table 6.2 quantifies the performance information contained in **Table 6.1**. It compares the BH-MCO’s MY 2017 7- and 30-Day Follow-up after Hospitalization and Readmission Within 30 Days of Inpatient Psychiatric Discharge rates to prior years’ rates for the same indicator for measurement years 2013 through 2017. The last column compares the BH-MCO’s MY 2017 rates to the corresponding MY 2017 HC BH (Statewide) rates. When comparing a BH-MCO’s rate to the benchmark rate for each indicator, the BH-MCO rate can be statistically significantly: above (▲), below (▼), or no

difference (=). This comparison is determined by whether or not the 95% CI for the BH-MCO rate included the benchmark rate.

Table 6.2: MY 2017 PA-Specific 7- and 30-Day Follow-up after Hospitalization and MY 2017 Readmission Within 30 Days of Inpatient Psychiatric Discharge Rates, Compared Year-over-Year and to HC BH Statewide (Overall)

Quality Performance Measure	MY 2013 Rate	MY 2014 Rate	MY 2015 Rate	MY 2016 Rate	MY 2017 Rate	MY 2017 HC BH (Statewide) Rate
QI A – PA-Specific 7-Day Follow-up After Hospitalization for Mental Illness (Overall)	62.5%▲	59.8%▼	55.8%▼	51.5%▼	47.6%▼	52.2%▼
QI B – PA-Specific 30-Day Follow-up After Hospitalization for Mental Illness (Overall)	75.3%▲	73.5%▼	69.9%▼	65.7%▼	63.0%▼	69.6%▼
Readmission Within 30 Days of Inpatient Psychiatric Discharge ¹	14.9%=	15.4%=	15.2%=	15.9%=	15.7%=	13.4%▼

¹For the Readmission Within 30 Days of Inpatient Psychiatric Discharge (REA), lower rates reflect better performance. Therefore, a year-to-year rate decrease reflects a year-to-year improvement in performance.

Table 6.3 is a four-by-one matrix that represents the BH-MCO’s MY 2017 performance as compared to the HEDIS 90th, 75th, 50th, and 25th percentiles for the MY 2017 HEDIS FUH 7-Day (QI 1) and 30-Day Follow-up (QI 2) After Hospitalization metrics. A root cause analysis and plan of action is required for rates that fall below the 75th percentile.

Table 6.3: BH-MCO Performance Matrix for MY 2017 HEDIS FUH 7- and 30-Day Follow-up After Hospitalization (6–64 Years)

HealthChoices BH-MCO HEDIS FUH Comparison ¹	
Indicators that are <u>greater than or equal to the 90th percentile</u> .	
Indicators that are <u>greater than or equal to the 75th percentile</u> , but <u>less than the 90th percentile</u> . (Root cause analysis and plan of action required for items that fall below the 75th percentile.)	
Indicators that are <u>greater than or equal to the 50th percentile</u> , but <u>less than the 75th percentile</u> .	
Indicators that are <u>less than the 50th percentile</u> .	
FUH QI 1 FUH QI 2	

¹Rates shown are for ages 6–64 years.

FUH QI 1: HEDIS 7-Day Follow-up After Hospitalization for Mental Illness (6–64 Years).

FUH QI 2: HEDIS 30-Day Follow-up After Hospitalization for Mental Illness (6–64 Years).

Table 6.4 shows the BH-MCO’s MY 2017 performance for HEDIS (FUH) 7- and 30-day Follow-up After Hospitalization for Mental Illness (6–64 Years) relative to the corresponding HEDIS MY 2017 NCQA Quality Compass percentiles.

Table 6.4: BH-MCO’s MY 2017 FUH Rates Compared to the Corresponding MY 2017 HEDIS 75th Percentiles (6–64 Years)

Quality Performance Measure	MY 2017		HEDIS MY 2017 Percentile
	Rate ¹	Compliance	
QI 1 – HEDIS 7-Day Follow-up After Hospitalization for Mental Illness (6–64 Years)	35.3%	Not met	Below 50th percentile and at or above 25th percentile
QI 2 – HEDIS 30-Day Follow-up After Hospitalization for Mental Illness (6–64 Years)	57.9%	Not met	Below 50th and at or above 25th percentile

¹Rates shown are for ages 6–64 years.

VII: Summary of Activities

Structure and Operations Standards

- MBH was partially compliant on Subparts C, D, and F of the Structure and Operations Standards. As applicable, compliance review findings from RY 2017, RY 2016, and RY 2015 were used to make the determinations.

Performance Improvement Projects

- MBH submitted a Year 3 PIP Update in 2018. MBH participated in quarterly meetings with OMHSAS and IPRO throughout 2018 to discuss ongoing PIP activities.

Performance Measures

- MBH reported all performance measures and applicable quality indicators in 2018.

2017 Opportunities for Improvement MCO Response

- MBH provided a response to the opportunities for improvement issued in 2017.

2018 Strengths and Opportunities for Improvement

- Both strengths and opportunities for improvement were noted for MBH in 2018. The BH-MCO will be required to prepare a response in 2019 for the noted opportunities for improvement.

References

- Adair C.E., McDougall, G.M., & Mitton, C.R. (2005). Continuity of Care and Health Outcomes Among Persons with Severe Mental Illness. *Psychiatric Services, 56*(9), 1061–1069.
- Arnaout, B., & Petrakis, I. (2008). Diagnosing Co-Morbid Drug Use in Patients With Alcohol Use Disorders. *Alcohol Research & Health, 31*(2), 148–154.
- Averyt, J.M., Kuno, E., Rothbard, A.B., & Culhane, D.P. (1997). Impact of Continuity of Care on Recurrence of Homelessness Following an Acute Psychiatric Episode. *Continuum 4.3*.
- Chien, C., Steinwachs, D.M., Lehman, A.F., et al. (2000). Provider Continuity and Outcomes of Care for Persons with Schizophrenia. *Mental Health Services Research, 2*, 201–211.
- Cuffel, B.J., Held, M., & Goldman, W. (2002). Predictive Models and the Effectiveness of Strategies for Improving Outpatient Follow-up Under Managed Care. *Psychiatric Services, 53*, 1438–1443.
- D’Mello, D.A., Boltz, M.K., & Msibi, B. (1995). Relationship between Concurrent Substance Abuse in Psychiatric Patients and Neuroleptic Dosage. *American Journal of Drug and Alcohol Abuse, 2*, 257–265.
- Desai, M., Rosenheck, R.A., Druss, B.G., & Perlin, J.B. (2002). Mental Disorders and Quality of Diabetes Care in Veterans Health Administration. *American Journal of Psychiatry, 159*, 1584–1590.
- Dombrovski, A., & Rosenstock, J. (2004). Bridging General Medicine and Psychiatry: Providing General Medical and Preventive Care for the Severely Mentally Ill. *Current Opinion in Psychiatry, 17*(6), 523–529.
- Druss, B.G., Bradford, D.W., Rosenheck, R.A., et al. (2000). Mental Disorders and Use of Cardiovascular Procedures After Myocardial Infarction. *Journal of the American Medical Association, 283*(4), 506–511.
- Druss, B.G., Rosenheck, R.A., Desai, M.M., & Perlin, J.B. (2002). Quality of Preventive Medical Care for Patients with Mental Disorders. *Medical Care, 40*(2), 129–136.
- Frayne, S.M., Halanych, J.H., Miller, D.R., et al. (2005). Disparities in Diabetes Care: Impact of Mental Illness. *Archive of Internal Medicine, 165*(22), 2631–2638.
- Gill, S.S. (2005). Stable Monotherapy with Clozapine or Olanzapine Increases the Incidence of Diabetes Mellitus in People with Schizophrenia. *Evidence Based Mental Health, 8*(1), 24.
- HEDIS 2018 Volume 2 Technical Specifications for Health Plans (2018).
- Hermann, R.C. (2000). Quality measures for mental health care: results from a National Inventory. *Medical Care Research and Review, 57*, 136–154.
- Insel, T.R. (2008). Assessing the Economic Costs of Serious Mental Illness. *American Journal of Psychiatry, 165*, 663–665.
- Leslie, D.L., & Rosenheck, R.A. (2004). Incidence of Newly Diagnosed Diabetes Attributable to Atypical Antipsychotic Medications. *American Journal of Psychiatry, 161*, 1709–1711.
- Mitton, C.R., Adair, C.E., McDougall, G.M., & Marcoux, G. (2005). Continuity of Care and Health Care Costs Among Persons with Severe Mental Illness. *Psychiatric Services, 56*(9), 1070–1076.
- Moran, M. (2009). Schizophrenia Patients Show High Rates of Comorbid Illness. *Psychiatric News, 44*(18), 22.

National Committee for Quality Assurance. (2007). *The State of Health Care Quality 2007*. Retrieved from http://www.ncqa.org/Portals/0/Publications/Resource%20Library/SOHC/SOHC_2007.pdf .

National Institute on Drug Abuse .(2011). *DrugFacts: Drug-Related Hospital Emergency Room Visits*. Retrieved from <http://www.drugabuse.gov/publications/drugfacts/drug-related-hospital-emergency-room-visits> .

National Institute of Mental Health — Statistics. (2009). Retrieved from http://www.nimh.nih.gov/health/topics/statistics/index.shtml_.

Nelson, E.A., Maruish, M.E., & Axler, J.L. (2000). Effects of Discharge Planning and Compliance with Outpatient Appointments on Readmission Rates. *Psychiatric Services, 51*, 885–889.

Quality of Care External Quality Review (EQR). (2013, September 1). Retrieved from https://www.medicaid.gov/Medicaid-CHIP-Program-Information/By-Topics/Quality-of-Care/Quality-of-Care-External-Quality-Review.html_.

U.S. Department of Health & Human Services. (2008). *Alcohol Alert*. National Institute on Alcohol Abuse and Alcoholism, July 2008. Retrieved from http://pubs.niaaa.nih.gov/publications/AA76/AA76.htm_.

U.S. Department of Health & Human Services. (2016). *Facing Addiction in America: The Surgeon General's Report on Alcohol, Drugs, and Health*. Washington, DC: HHS, November 2016. Retrieved from https://addiction.surgeongeneral.gov/sites/default/files/surgeon-generals-report.pdf_.

Van Walraven, C., Mamdani, M., Fang, J., & Austin, P.C. (2004). Continuity of Care and Patient Outcomes After Discharge. *Journal of General Internal Medicine, 19*, 624–631.

World Health Organization. (2008). *WHO Global Burden of Disease: 2004 Update*. Retrieved from https://www.who.int/healthinfo/global_burden_disease/2004_report_update/en/ .

Appendices

Appendix A. Required PEPS Substandards Pertinent to BBA Regulations

Refer to **Table A.1** for Required PEPS Substandards pertinent to BBA Regulations.

Table A.1: Required PEPS Substandards Pertinent to BBA Regulations

BBA Category	PEPS Reference	PEPS Language
\$438.100 Enrollee rights	Standard 60.1	Table of Organization identifies lead person responsible for overall coordination of Complaint and Grievance process and adequate staff to receive, process and respond to member complaints and grievances.
	Standard 60.2	Training rosters identify that complaint and grievance staff has been adequately trained to handle and respond to member complaints and grievances. Include a copy of the training curriculum.
	Standard 60.3	Training rosters identify that current and newly hired BH-MCO staff has been trained concerning member rights and the procedures for filing a complaint and grievance. Include a copy of the training curriculum.
	Standard 104.1	The BH-MCOs must measure and report its performance using standard measures required by DHS.
	Standard 104.2	The BH-MCO must submit to the DHS data specified by the DHS that enables the measurement of the BH-MCO's performance QM program description must outline timeline for submission of QM program description, work plan, annual QM Summary/evaluation, and member satisfaction including Consumer Satisfaction Team reports to DHS.
	Standard 104.3	Performance Improvement Plans status reported within the established time frames.
	Standard 104.4	The BH-MCO submitted the following within established timeframes: Annual Evaluation QM Program Description QM Work Plan Quarterly PEPS Reports
	Standard 108.1	County/BH-MCO oversight of C/FST Program ensures HC contractual requirements are met.
	Standard 108.2	C/FST budget is sufficient to: hire staff proportionate to HC covered lives, have adequate office space, purchase equipment, travel and attend on-going training.
	Standard 108.5	The C/FST has access to providers and HC members to conduct surveys and employs of a variety of survey mechanisms to determine member satisfaction e.g. provider specific reviews, mailed surveys, focus meetings, outreach to special populations, etc.
	Standard 108.6	The problem resolution process specifies the role of the county, BH-MCO and C/FST and providers and results in timely follow-up of issues identified in quarterly surveys.
	Standard 108.7	The C/FST quarterly reports submitted to OMHSAS include the numeric results of surveys by provider, and level of care and narrative information about trends, and actions taken on behalf of individual consumers, with providers, and systemic issues, as applicable.
	Standard 108.8	The Annual Mailed/Telephonic survey results are representative of HC membership, identify systemic trends. Actions have been taken to address areas found deficient, as applicable.
Standard 108.10	The C/FST Program is an effective independent organization that is able to identify and influence quality improvement on behalf of individual members and system improvement.	
\$438.206 Availability of Service	Standard 1.1	<ul style="list-style-type: none"> • A complete listing of all contracted and credentialed providers. • Maps to demonstrate 30 minutes (20 miles) urban, and 60 minutes (45 miles) rural access timeframes (the mileage standard is used by DOH) for each level of care. • Group all providers by type of service, e.g. all outpatient providers should be listed on the same page or consecutive pages. • Excel or Access data base with the following information: Name of Agency (include satellite sites). Address of Agency (and satellite sites) with zip codes. Level of Care (e.g. Partial Hospitalization, D&A Outpatient, etc.). Population served (adult, child & adolescent). Priority Population. Special Population.
	Standard 1.2	100% of members given choice of 2 providers at each level of care within 30/60 urban/rural met.
	Standard 1.3	Provider Exception report submitted & approved when choice of two providers is not given.
	Standard 1.4	BH-MCO has identified & addressed any gaps in provider network (e.g. cultural, special priority, needs pops or specific services).

BBA Category	PEPS Reference	PEPS Language
	Standard 1.5	BH-MCO has notified the Department of any drop in provider network. <ul style="list-style-type: none"> • Monitor provider turnover. • Network remains open where needed.
	Standard 1.6	BH-MCO must require providers to notify BH-MCO when they are at capacity or not excepting any new enrollees.
	Standard 1.7	Confirm FQHC providers.
	Standard 23.1	BH-MCO has assessed if 5% requirement is applicable.
	Standard 23.2	BH-MCO phone answering procedures provide instruction for non-English members if 5% requirement is met.
	Standard 23.3	List of oral interpreters is available for non-English Speakers.
	Standard 23.4	BH-MCO has provided documentation to confirm if Oral Interpretation services were provided for the calendar year being reviewed. The documentation includes the actual number of services, by contract, that were provided. (Oral Interpretation is identified as the action of listening to something in one language and orally translating into another language.)
	Standard 23.5	BH-MCO has provided documentation to confirm if Written Translation services were provided for the calendar year being reviewed. The documentation includes the actual number of services, by contract, that were provided. (Written Translation is defined as the replacement of a written text from one language into an equivalent written text in another language.)
	Standard 24.1	BH-MCO provider application includes information about handicapped accessibility.
	Standard 24.2	Provider network database contains required information for ADA compliance.
	Standard 24.3	BH-MCO phone answering uses TTY or PA telecommunication relay services.
	Standard 24.4	BH-MCO is able to access to interpreter services.
	Standard 24.5	BH-MCO has the ability to accommodate people who are hard of hearing.
	Standard 24.6	BH-MCO can make alternate formats available upon request.
	Standard 28.1	Clinical/chart reviews reflect appropriate consistent application of medical necessity criteria and active care management that identify and address quality of care concerns.
	Standard 28.2	The medical necessity decision made by the BH-MCO Physician/Psychologist Advisor is supported by documentation in the denial record and reflects appropriate application of medical necessity criteria.
	Standard 28.3	Other: Significant onsite review findings related to Standard 28.
	Standard 93.1	The BH-MCO reports monitoring results for Access to Services (routine, urgent & emergent), Provider network adequacy and Penetration rates.
	Standard 93.2	The BH-MCO reports monitoring results for Appropriateness of service authorization and Inter-rater Reliability.
	Standard 93.3	The BH-MCO reports monitoring results for: authorizations; complaint, grievance and appeal processes; rates of denial; and rates of grievances upheld overturned.
	Standard 93.4	The BH-MCO reports monitoring results for Treatment Outcomes: Readmission Rates, Follow up after hospitalization rates, and Consumer satisfaction.
§438.208 Coordination and Continuity of Care	Standard 28.1	Clinical/chart reviews reflect appropriate consistent application of medical necessity criteria and active care management that identify and address quality of care concerns.
	Standard 28.2	The medical necessity decision made by the BH-MCO Physician/Psychologist Advisor is supported by documentation in the denial record and reflects appropriate application of medical necessity criteria.
	Standard 28.3	Other: Significant onsite review findings related to Standard 28.
§438.210 Coverage and authorization of services	Standard 28.1	Clinical/chart reviews reflect appropriate consistent application of medical necessity criteria and active care management that identify and address quality of care concerns.
	Standard 28.2	The medical necessity decision made by the BH-MCO Physician/Psychologist Advisor is supported by documentation in the denial record and reflects appropriate application of medical necessity criteria.
	Standard 28.3	Other: Significant onsite review findings related to Standard 28.
	Standard 72.1	Denial notices are issued to members according to required timeframes and use the required template language.
	Standard 72.2	The content of the notices adhere to OMHSAS requirements (e.g., easy to understand and free

BBA Category	PEPS Reference	PEPS Language
		from medical jargon; contains explanation of member rights and procedures for filing a grievance, requesting a DPW Fair Hearing, and continuation of services; contains name of contact person; contains specific member demographic information; contains specific reason for denial; contains detailed description of requested services, denied services, and any approved services if applicable; contains date denial decision will take effect).
§438.2104 Provider Selection	Standard 10.1	100% of credentialed files should contain licensing or certification required by PA law, verification of enrollment in the MA and/or Medicare program with current MA provider agreement, malpractice/liability insurance, disclosure of past or pending lawsuits or litigation, board certification or eligibility BH-MCO on-site review, as applicable.
	Standard 10.2	100% of decisions made within 180 days of receipt of application.
	Standard 10.3	Recredentialing incorporates results of provider profiling.
§438.230 Subcontractual relationships and delegation	Standard 99.1	The BH-MCO reports monitoring results for Quality of individualized service plans and treatment planning.
	Standard 99.2	The BH-MCO reports monitoring results for Adverse Incidents.
	Standard 99.3	The BH-MCO reports monitoring results for collaboration and cooperation with member complaints, grievance and appeal procedures, as well as, other medical and human services programs.
	Standard 99.4	The BH-MCO reports monitoring results for administrative compliance.
	Standard 99.5	The BH-MCO has implemented a provider profiling process which includes performance measures, baseline thresholds and performance goals.
	Standard 99.6	Provider profiles and individual monitoring results are reviewed with providers.
	Standard 99.7	Providers are evaluated based on established goals and corrective action taken as necessary.
	Standard 99.8	The BH-MCO demonstrates that provider profiling results are incorporated into the network management strategy.
§438.236 Practice guidelines	Standard 28.1	Clinical/chart reviews reflect appropriate consistent application of medical necessity criteria and active care management that identify and address quality of care concerns.
	Standard 28.2	The medical necessity decision made by the BH-MCO Physician/Psychologist Advisor is supported by documentation in the denial record and reflects appropriate application of medical necessity criteria.
	Standard 28.3	Other: Significant onsite review findings related to Standard 28.
	Standard 93.1	The BH-MCO reports monitoring results for Access to Services (routine, urgent & emergent), Provider network adequacy and Penetration rates.
	Standard 93.2	The BH-MCO reports monitoring results for Appropriateness of service authorization and Inter-rater Reliability.
	Standard 93.3	The BH-MCO reports monitoring results for: authorizations; complaint, grievance and appeal processes; rates of denial; and rates of grievances upheld overturned.
	Standard 93.4	The BH-MCO reports monitoring results for Treatment Outcomes: Readmission Rates, Follow up after hospitalization rates, and Consumer satisfaction.
§438.240 Quality assessment and performance improvement program	Standard 91.1	QM program description outlines ongoing quality assessment, performance improvement activities, a continuous quality improvement process, and places emphasis on, but not limited to, high volume/high-risk services and treatment and Behavioral Health Rehabilitation Services.
	Standard 91.2	QM work plan includes goal, aspect of care/service, scope of activity, frequency, data source, sample size, responsible person and performance goal, as applicable.
	Standard 91.3	QM work plan outlines the specific activities related to coordination and interaction with PH-MCO.
	Standard 91.4	QM work plan outlines the joint studies to be conducted.
	Standard 91.5	The QM work plan includes the specific monitoring activities conducted to evaluate the effectiveness of the services received by members (access to services; provider network adequacy; penetration rates; appropriateness of service authorizations; inter-rater reliability; complaint, grievance and appeal processes; denial rates; upheld and overturned grievance rates; and treatment outcomes).
	Standard 91.6	The QM work plan includes a Provider Profiling process.
	Standard 91.7	The QM work plan includes the specific monitoring activities conducted to evaluate the quality and effectiveness of internal processes (telephone access and responsiveness rates, overall

BBA Category	PEPS Reference	PEPS Language
		utilization patterns and trends including BHRS and other high volume/high risk services).
	Standard 91.8	The QM work plan includes monitoring activities conducted to evaluate the quality and performance of the provider network (quality of individualized service plans and treatment planning, adverse incidents, collaboration and cooperation with member complaints, grievance, and appeal procedures as well as other medical and human services programs and administrative compliance).
	Standard 91.9	The QM work plan includes a process for determining provider satisfaction with the BH-MCO.
	Standard 91.10	The QM work plan outlines the specific performance improvement projects conducted to evaluate the BH-MCO's performance related to the following: Performance based contracting selected indicator: Mental Health; and, Substance Abuse External Quality Review: Follow up After Mental Health Hospitalization QM Annual Summary Report.
	Standard 91.11	The identified Performance Improvement Projects must include the following: <ol style="list-style-type: none"> 1. Measurement of performance using objective quality indicators. 2. Implementation of system interventions to achieve improvement in quality. 3. Evaluation of the effectiveness of the interventions. 4. Planning and initiation of activities for increasing or sustaining improvement. 5. Timeline for reporting status and results of each project to DHS. 6. Completion of each performance Improvement project in a reasonable time period to allow information on the success of performance improvement projects to produce new information on quality of care each year.
	Standard 91.12	The QM work plan outlines other performance improvement activities to be conducted based on the findings of the Annual Summary Report and any Corrective Actions required from previous reviews.
	Standard 91.13	The BH-MCO has a process for its own evaluation of the impact and effectiveness of its quality management program annually. A report of this evaluation will be submitted to DHS by April 15 th .
	Standard 91.14	The QM Work Plan outlines other performance improvement activities to be conducted based on the findings of the Annual Evaluation and any Corrective Actions required from previous reviews.
	Standard 91.15	The Annual Program Evaluation evaluates the impact and effectiveness of the BH-MCO's quality management program. It includes an analysis of the BH-MCO's internal QM processes and initiatives, as outline in the program description and the work plan.
	Standard 93.1	The BH-MCO reports monitoring results for Access to Services (routine, urgent & emergent), Provider network adequacy and Penetration rates.
	Standard 93.2	The BH-MCO reports monitoring results for Appropriateness of service authorization and Inter-rater Reliability.
	Standard 93.3	The BH-MCO reports monitoring results for: authorizations; complaint, grievance and appeal processes; rates of denial; and rates of grievances upheld overturned.
	Standard 93.4	The BH-MCO reports monitoring results for Treatment Outcomes: Readmission Rates, Follow up after hospitalization rates, and Consumer satisfaction.
	Standard 98.1	The BH-MCO reports monitoring results for Telephone access standard and responsiveness rates. Standard: Abandonment rate <5%, average speed of answer < 30 seconds
	Standard 98.2	The BH-MCO reports monitoring results for Overall Utilization Patterns and Trends including BHRS service utilization and other high volume/high risk services Patterns of over or under utilization identified. BH-MCO takes action to correct utilization problems including patterns of over and under Utilization.
	Standard 98.3	The BH-MCO reports monitoring results for coordination with other service agencies and schools.
	Standard 104.1	The BH-MCOs must measure and report its performance using standard measures required by DHS.
	Standard 104.2	The BH-MCO must submit to the DHS data specified by the DHS that enables the measurement of the BH-MCO's performance QM program description must outline timeline for submission of QM program description, work plan, annual QM Summary/evaluation, and member satisfaction including Consumer Satisfaction Team reports to DHS.
	Standard 104.3	Performance Improvement Plans status reported within the established time frames.

BBA Category	PEPS Reference	PEPS Language
	Standard 104.4	The BH-MCO submitted the following within established timeframes: Annual Evaluation QM Program Description QM Work Plan Quarterly PEPS Reports
§438.242 Health information systems	Standard 120.1	The county/BH-MCO uses the required reference files as evidence through correct, complete and accurate encounter data.
§438.400 Statutory basis and definitions	Standard 68.1	Interview with Complaint Coordinator demonstrates a clear understanding of the complaint process including how complaint rights procedures are made known to members, BH-MCO staff and the provider network. <ul style="list-style-type: none"> ● BBA Fair Hearing ● 1st Level ● 2nd Level ● External ● Expedited
	Standard 68.2	100% of complaint acknowledgement and decision letters reviewed adhere to the established time lines. The required letter templates are utilized 100% of the time.
	Standard 68.3	Complaint decision letters must be written in clear, simple language that includes each issue identified in the member complaint decision letters must b explanation and reason for the decision(s).
	Standard 68.4	The complaint case file includes documentation of the steps taken by the BH-MCO to investigate a complaint. All contacts and findings related to the involved parties are documented in the case file.
	Standard 68.5	Complaint case files must include documentation of any referrals of complaint issues, especially valid complaint issues, to county/BH-MCO committees for further review and follow-up. Evidence of subsequent corrective action and follow-up by the respective County/BH-MCO Committee must be available to the C/G staff either by inclusion in the complaint case file or reference in the case file to where the documentation can be obtained for review.
	Standard 71.1	Interview with Grievance Coordinator demonstrates a clear understanding of the grievance process including how grievance rights and procedures are made known to members, BH-MCO staff and the provider network: <ul style="list-style-type: none"> ● BBA Fair Hearing ● 1st level ● 2nd level ● External ● Expedited
	Standard 71.2	100% of grievance acknowledgement and decision letters reviewed adhere to the established time lines. The required letter templates are utilized 100% of the time.
	Standard 71.3	Grievance decision letters must be written in clear, simple language that includes a statement of all services reviewed and a specific explanation and reason for the decision including the medical necessity criteria utilized.
	Standard 71.4	Grievance case files must include documentation of any referrals to county/BH-MCO committees for further review and follow-up. Evidence of subsequent corrective action and follow-up by the respective County/BH-MCO Committee must be available to the C/G staff either by inclusion in the grievance case file or reference in the case file to where the documentation can be obtained for review.
	Standard 72.1	Denial notices are issued to members according to required timeframes and use the required template language.
Standard 72.2	The content of the notices adhere to OMHSAS requirements (e.g., easy to understand and free from medical jargon; contains explanation of member rights and procedures for filing a grievance, requesting a DPW Fair Hearing, and continuation of services; contains name of contact person; contains specific member demographic information; contains specific reason for denial; contains detailed description of requested services, denied services, and any approved services if applicable; contains date denial decision will take effect).	
§438.402 General requirements	Standard 60.1	Table of Organization identifies lead person responsible for overall coordination of Complaint and Grievance process and adequate staff to receive, process and respond to member complaints and grievances.

BBA Category	PEPS Reference	PEPS Language
	Standard 60.2	Training rosters identify that complaint and grievance staff has been adequately trained to handle and respond to member complaints and grievances. Include a copy of the training curriculum.
	Standard 60.3	Training rosters identify that current and newly hired BH-MCO staff has been trained concerning member rights and the procedures for filing a complaint and grievance. Include a copy of the training curriculum.
	Standard 68.1	Interview with Complaint Coordinator demonstrates a clear understanding of the complaint process including how complaint rights procedures are made known to members, BH-MCO staff and the provider network. <ul style="list-style-type: none"> ● BBA Fair Hearing ● 1st level ● 2nd level ● External ● Expedited
	Standard 68.2	100% of complaint acknowledgement and decision letters reviewed adhere to the established time lines. The required letter templates are utilized 100% of the time.
	Standard 68.3	Complaint decision letters must be written in clear, simple language that includes each issue identified in the member complaint decision letters must explanation and reason for the decision(s).
	Standard 68.4	The complaint case file includes documentation of the steps taken by the BH-MCO to investigate a complaint. All contacts and findings related to the involved parties are documented in the case file.
	Standard 68.5	Complaint case files must include documentation of any referrals of complaint issues, especially valid complaint issues, to county/BH-MCO committees for further review and follow-up. Evidence of subsequent corrective action and follow-up by the respective County/BH-MCO Committee must be available to the C/G staff either by inclusion in the complaint case file or reference in the case file to where the documentation can be obtained for review.
	Standard 71.1	Interview with Grievance Coordinator demonstrates a clear understanding of the grievance process including how grievance rights and procedures are made known to members, BH-MCO staff and the provider network: <ul style="list-style-type: none"> ● BBA Fair Hearing ● 1st level ● 2nd level ● External ● Expedited
	Standard 71.2	100% of grievance acknowledgement and decision letters reviewed adhere to the established time lines. The required letter templates are utilized 100% of the time.
	Standard 71.3	Grievance decision letters must be written in clear, simple language that includes a statement of all services reviewed and a specific explanation and reason for the decision including the medical necessity criteria utilized.
	Standard 71.4	Grievance case files must include documentation of any referrals to county/BH-MCO committees for further review and follow-up. Evidence of subsequent corrective action and follow-up by the respective County/BH-MCO Committee must be available to the C/G staff either by inclusion in the grievance case file or reference in the case file to where the documentation can be obtained for review.
	Standard 72.1	Denial notices are issued to members according to required timeframes and use the required template language.
	Standard 72.2	The content of the notices adhere to OMHSAS requirements (e.g., easy to understand and free from medical jargon; contains explanation of member rights and procedures for filing a grievance, requesting a DPW Fair Hearing, and continuation of services; contains name of contact person; contains specific member demographic information; contains specific reason for denial; contains detailed description of requested services, denied services, and any approved services if applicable; contains date denial decision will take effect).
	§438.404 Notice of	Standard 23.1
Standard 23.2		BH-MCO phone answering procedures provide instruction for non-English members if 5%

BBA Category	PEPS Reference	PEPS Language
action		requirement is met.
	Standard 23.3	List of oral interpreters is available for non-English Speakers.
	Standard 23.4	BH-MCO has provided documentation to confirm if Oral Interpretation services were provided for the calendar year being reviewed. The documentation includes the actual number of services, by contract, that were provided. (Oral Interpretation is identified as the action of listening to something in one language and orally translating into another language.)
	Standard 23.5	BH-MCO has provided documentation to confirm if Written Translation services were provided for the calendar year being reviewed. The documentation includes the actual number of services, by contract, that were provided. (Written Translation is defined as the replacement of a written text from one language into an equivalent written text in another language.)
	Standard 24.1	BH-MCO provider application includes information about handicapped accessibility.
	Standard 24.2	Provider network database contains required information for ADA compliance.
	Standard 24.3	BH-MCO phone answering uses TTY or PA telecommunication relay services.
	Standard 24.4	BH-MCO is able to access to interpreter services.
	Standard 24.5	BH-MCO has the ability to accommodate people who are hard of hearing.
	Standard 24.6	BH-MCO can make alternate formats available upon request.
	Standard 72.1	Denial notices are issued to members according to required timeframes and use the required template language.
Standard 72.2	The content of the notices adhere to OMHSAS requirements (e.g., easy to understand and free from medical jargon; contains explanation of member rights and procedures for filing a grievance, requesting a DPW Fair Hearing, and continuation of services; contains name of contact person; contains specific member demographic information; contains specific reason for denial; contains detailed description of requested services, denied services, and any approved services if applicable; contains date denial decision will take effect).	
§438.406 Handling of grievances and appeals	Standard 68.1	Interview with Complaint Coordinator demonstrates a clear understanding of the complaint process including how complaint rights procedures are made known to members, BH-MCO staff and the provider network. <ul style="list-style-type: none"> ● BBA Fair Hearing ● 1st level ● 2nd level ● External ● Expedited
	Standard 68.2	100% of complaint acknowledgement and decision letters reviewed adhere to the established time lines. The required letter templates are utilized 100% of the time.
	Standard 68.3	Complaint decision letters must be written in clear, simple language that includes each issue identified in the member complaint decision letters must explanation and reason for the decision(s).
	Standard 68.4	The complaint case file includes documentation of the steps taken by the BH-MCO to investigate a complaint. All contacts and findings related to the involved parties are documented in the case file.
	Standard 68.5	Complaint case files must include documentation of any referrals of complaint issues, especially valid complaint issues, to county/BH-MCO committees for further review and follow-up. Evidence of subsequent corrective action and follow-up by the respective County/BH-MCO Committee must be available to the C/G staff either by inclusion in the complaint case file or reference in the case file to where the documentation can be obtained for review.
	Standard 71.1	Interview with Grievance Coordinator demonstrates a clear understanding of the grievance process including how grievance rights and procedures are made known to members, BH-MCO staff and the provider network: <ul style="list-style-type: none"> ● BBA Fair Hearing ● 1st level ● 2nd level ● External ● Expedited
	Standard 71.2	100% of grievance acknowledgement and decision letters reviewed adhere to the established

BBA Category	PEPS Reference	PEPS Language
		time lines. The required letter templates are utilized 100% of the time.
	Standard 71.3	Grievance decision letters must be written in clear, simple language that includes a statement of all services reviewed and a specific explanation and reason for the decision including the medical necessity criteria utilized.
	Standard 71.4	Grievance case files must include documentation of any referrals to county/BH-MCO committees for further review and follow-up. Evidence of subsequent corrective action and follow-up by the respective County/BH-MCO Committee must be available to the C/G staff either by inclusion in the grievance case file or reference in the case file to where the documentation can be obtained for review.
	Standard 72.1	Denial notices are issued to members according to required timeframes and use the required template language.
	Standard 72.2	The content of the notices adhere to OMHSAS requirements (e.g., easy to understand and free from medical jargon; contains explanation of member rights and procedures for filing a grievance, requesting a DPW Fair Hearing, and continuation of services; contains name of contact person; contains specific member demographic information; contains specific reason for denial; contains detailed description of requested services, denied services, and any approved services if applicable; contains date denial decision will take effect).
§438.408 Resolution and notification: Grievances and appeals	Standard 68.1	Interview with Complaint Coordinator demonstrates a clear understanding of the complaint process including how complaint rights procedures are made known to members, BH-MCO staff and the provider network. <ul style="list-style-type: none"> ● BBA Fair Hearing ● 1st level ● 2nd level ● External ● Expedited
	Standard 68.2	100% of complaint acknowledgement and decision letters reviewed adhere to the established time lines. The required letter templates are utilized 100% of the time.
	Standard 68.3	Complaint decision letters must be written in clear, simple language that includes each issue identified in the member complaint decision letters must explanation and reason for the decision(s).
	Standard 68.4	The complaint case file includes documentation of the steps taken by the BH-MCO to investigate a complaint. All contacts and findings related to the involved parties are documented in the case file.
	Standard 68.5	Complaint case files must include documentation of any referrals of complaint issues, especially valid complaint issues, to county/BH-MCO committees for further review and follow-up. Evidence of subsequent corrective action and follow-up by the respective County/BH-MCO Committee must be available to the C/G staff either by inclusion in the complaint case file or reference in the case file to where the documentation can be obtained for review.
	Standard 71.1	Interview with Grievance Coordinator demonstrates a clear understanding of the grievance process including how grievance rights and procedures are made known to members, BH-MCO staff and the provider network: <ul style="list-style-type: none"> ● BBA Fair Hearing ● 1st level ● 2nd level ● External ● Expedited
	Standard 71.2	100% of grievance acknowledgement and decision letters reviewed adhere to the established time lines. The required letter templates are utilized 100% of the time.
	Standard 71.3	Grievance decision letters must be written in clear, simple language that includes a statement of all services reviewed and a specific explanation and reason for the decision including the medical necessity criteria utilized.
	Standard 71.4	Grievance case files must include documentation of any referrals to county/BH-MCO committees for further review and follow-up. Evidence of subsequent corrective action and follow-up by the respective County/BH-MCO Committee must be available to the C/G staff either by inclusion in the grievance case file or reference in the case file to where the

BBA Category	PEPS Reference	PEPS Language
		documentation can be obtained for review.
	Standard 72.1	Denial notices are issued to members according to required timeframes and use the required template language.
	Standard 72.2	The content of the notices adhere to OMHSAS requirements (e.g., easy to understand and free from medical jargon; contains explanation of member rights and procedures for filing a grievance, requesting a DPW Fair Hearing, and continuation of services; contains name of contact person; contains specific member demographic information; contains specific reason for denial; contains detailed description of requested services, denied services, and any approved services if applicable; contains date denial decision will take effect).
§438.410 Expedited resolution of appeals	Standard 71.1	Interview with Grievance Coordinator demonstrates a clear understanding of the grievance process including how grievance rights and procedures are made known to members, BH-MCO staff and the provider network: <ul style="list-style-type: none"> ● BBA Fair Hearing ● 1st level ● 2nd level ● External ● Expedited
	Standard 71.2	100% of grievance acknowledgement and decision letters reviewed adhere to the established time lines. The required letter templates are utilized 100% of the time.
	Standard 71.3	Grievance decision letters must be written in clear, simple language that includes a statement of all services reviewed and a specific explanation and reason for the decision including the medical necessity criteria utilized.
	Standard 71.4	Grievance case files must include documentation of any referrals to county/BH-MCO committees for further review and follow-up. Evidence of subsequent corrective action and follow-up by the respective County/BH-MCO Committee must be available to the C/G staff either by inclusion in the grievance case file or reference in the case file to where the documentation can be obtained for review.
	Standard 72.1	Denial notices are issued to members according to required timeframes and use the required template language.
	Standard 72.2	The content of the notices adhere to OMHSAS requirements (e.g., easy to understand and free from medical jargon; contains explanation of member rights and procedures for filing a grievance, requesting a DPW Fair Hearing, and continuation of services; contains name of contact person; contains specific member demographic information; contains specific reason for denial; contains detailed description of requested services, denied services, and any approved services if applicable; contains date denial decision will take effect).
§438.414 Information about the grievance system to providers and subcontractors	Standard 68.1	Interview with Complaint Coordinator demonstrates a clear understanding of the complaint process including how complaint rights procedures are made known to members, BH-MCO staff and the provider network. <ul style="list-style-type: none"> ● BBA Fair Hearing ● 1st level ● 2nd level ● External ● Expedited
	Standard 71.1	Interview with Grievance Coordinator demonstrates a clear understanding of the grievance process including how grievance rights and procedures are made known to members, BH-MCO staff and the provider network: <ul style="list-style-type: none"> ● BBA Fair Hearing ● 1st level ● 2nd level ● External ● Expedited
§438.420 Continuation of benefits while the MCO or PIHP appeal	Standard 71.1	Interview with Grievance Coordinator demonstrates a clear understanding of the grievance process including how grievance rights and procedures are made known to members, BH-MCO staff and the provider network: <ul style="list-style-type: none"> ● BBA Fair Hearing ● 1st level

BBA Category	PEPS Reference	PEPS Language
and the State fair hearing are pending		<ul style="list-style-type: none"> ● 2nd level ● External ● Expedited
	Standard 71.2	100% of grievance acknowledgement and decision letters reviewed adhere to the established time lines. The required letter templates are utilized 100% of the time.
	Standard 71.3	Grievance decision letters must be written in clear, simple language that includes a statement of all services reviewed and a specific explanation and reason for the decision including the medical necessity criteria utilized.
	Standard 71.4	Grievance case files must include documentation of any referrals to county/BH-MCO committees for further review and follow-up. Evidence of subsequent corrective action and follow-up by the respective County/BH-MCO Committee must be available to the C/G staff either by inclusion in the grievance case file or reference in the case file to where the documentation can be obtained for review.
	Standard 72.1	Denial notices are issued to members according to required timeframes and use the required template language.
	Standard 72.2	The content of the notices adhere to OMHSAS requirements (e.g., easy to understand and free from medical jargon; contains explanation of member rights and procedures for filing a grievance, requesting a DPW Fair Hearing, and continuation of services; contains name of contact person; contains specific member demographic information; contains specific reason for denial; contains detailed description of requested services, denied services, and any approved services if applicable; contains date denial decision will take effect).
§438.424 Effectuation of reversed appeal resolutions	Standard 71.1	Interview with Grievance Coordinator demonstrates a clear understanding of the grievance process including how grievance rights and procedures are made known to members, BH-MCO staff and the provider network: <ul style="list-style-type: none"> ● BBA Fair Hearing ● 1st level ● 2nd level ● External ● Expedited
	Standard 71.2	100% of grievance acknowledgement and decision letters reviewed adhere to the established time lines. The required letter templates are utilized 100% of the time.
	Standard 71.3	Grievance decision letters must be written in clear, simple language that includes a statement of all services reviewed and a specific explanation and reason for the decision including the medical necessity criteria utilized.
	Standard 71.4	Grievance case files must include documentation of any referrals to county/BH-MCO committees for further review and follow-up. Evidence of subsequent corrective action and follow-up by the respective County/BH-MCO Committee must be available to the C/G staff either by inclusion in the grievance case file or reference in the case file to where the documentation can be obtained for review.
	Standard 72.1	Denial notices are issued to members according to required timeframes and use the required template language.
	Standard 72.2	The content of the notices adhere to OMHSAS requirements (e.g., easy to understand and free from medical jargon; contains explanation of member rights and procedures for filing a grievance, requesting a DPW Fair Hearing, and continuation of services; contains name of contact person; contains specific member demographic information; contains specific reason for denial; contains detailed description of requested services, denied services, and any approved services if applicable; contains date denial decision will take effect).

Appendix B. OMHSAS-Specific PEPS Substandards

Refer to **Table B.1** for OMHSAS-Specific PEPS Substandards.

Table B.1: OMHSAS-Specific PEPS Substandards

Category	PEPS Reference	PEPS Language
Care Management		
Care Management (CM) Staffing	Standard 27.7	Other: Significant onsite review findings related to Standard 27.
Longitudinal Care Management (and Care Management Record Review)	Standard 28.3	Other: Significant onsite review findings related to Standard 28.
Second Level Complaints and Grievances		
Complaints	Standard 68.6	The second level complaint case file includes documentation that the member was contacted about the 2 nd level complaint meeting and offered a convenient time and place for the meeting and asked about their ability to get to the meeting and if they need any assistive devices.
	Standard 68.7	Training rosters identify that all 2 nd level panel members have been trained. Include a copy of the training curriculum.
	Standard 68.8	A transcript and/or tape recording of the 2 nd level committee meeting will be maintained to demonstrate appropriate representation, familiarity with the issues being discussed and that the decision was based on input from all panel members.
	Standard 68.9	Where applicable there is evidence of county oversight and involvement in the 2 nd level complaint process.
Grievances and State Fair Hearings	Standard 71.5	The second level grievance case file includes documentation that the member was contacted about the 2 nd level grievance meeting and offered a convenient time and place for the meeting and asked about their ability to get to the meeting and if they need any assistive devices.
	Standard 71.6	Training rosters identify that all 2 nd level panel members have been trained. Include a copy of the training curriculum.
	Standard 71.7	A transcript and/or tape recording of the 2 nd level committee meeting will be maintained to demonstrate appropriate representation, familiarity with the issues being discussed and that the decision was based on input from all panel members.
	Standard 71.8	Where applicable there is evidence of county oversight and involvement in the 2 nd level grievance process.
Denials		
Denials	Standard 72.3	BH-MCO consistently reports denial data/occurrences to OMHSAS on a monthly basis according to Appendix AA requirements.
Executive Management		
County Executive Management	Standard 78.5	Other: Significant onsite review findings related to Standard 78.
BH-MCO Executive Management	Standard 86.3	Other: Significant onsite review findings related to Standard 86.
Enrollee Satisfaction		
Consumer/Family Satisfaction	Standard 108.3	County/BH-MCO role of fiduciary (if applicable) is clearly defined, provides supportive function as defined in C/FST Contract as opposed to directing the program.
	Standard 108.4	The C/FST Director is responsible for setting program direction consistent with county direction, negotiating contract, prioritizing budget expenditures,

Category	PEPS Reference	PEPS Language
		recommending survey content and priority and directing staff to perform high quality surveys.
	Standard 108.9	Results of surveys by provider and level of care are reflected in BH-MCO provider profiling and have resulted in provider action to address issues identified.

Appendix C: Program Evaluation Performance Summary: OMHSAS-Specific Substandards for MBH Counties

OMHSAS-specific substandards are not required to fulfill BBA requirements. In RY 2017, 16 substandards were considered OMHSAS-specific monitoring standards. Of the 16 OMHSAS-specific PEPS Substandards, 4 were evaluated for MBH and the five counties subcontracting with MBH. Eleven (11) substandards were not scheduled or not applicable for evaluation in RY 2017. **Table C.1** provides a count of these substandards, along with the relevant categories. Because compliance categories (first column) may contain substandards that are either annually or triennially reviewed, the total number of PEPS substandards applicable to this year's (RY 2017) evaluation of HealthChoices Oversight Entity/BH-MCO compliance for any given category may not equal the sum of those substandard counts.

Table C.1: Tally of OMHSAS-Specific Substandards Reviewed for MBH

Category (PEPS Standard)	Evaluated PEPS Substandards ¹		PEPS Substandards Under Active Review ²		
	Total	NR	RY 2017	RY 2016	RY 2015
<i>Care Management</i>					
Care Management (CM) Staffing (Standard 27)	1	0	0	1	0
Longitudinal Care Management (and Care Management Record Review) (Standard 28)	1	0	0	1	0
<i>Second Level Complaints and Grievances</i>					
Complaints (Standard 68)	4	0	0	4	0
Grievances and State Fair Hearings (Standard 71)	4	0	0	4	0
<i>Denials</i>					
Denials (Standard 72)	1	0	1	0	0
<i>Executive Management</i>					
County Executive Management (Standard 78)	1	0	0	1	0
BH-MCO Executive Management (Standard 86)	1	0	0	1	0
<i>Enrollee Satisfaction</i>					
Consumer/Family Satisfaction (Standard 108)	3	0	3	0	0
Total	16	0	4	12	0

¹ The total number of OMHSAS-Specific substandards required for the evaluation of HealthChoices Oversight Entity/BH-MCO compliance with OMHSAS standards. Any PEPS substandards not reviewed indicate retired substandards previously used to evaluate the BH-MCO.

² The number of OMHSAS-Specific substandards that came under active review during the cycle specific to the review year. Because compliance categories (first column) may contain substandards that are either annually or triennially reviewed, the total number of PEPS substandards applicable to this year's (RY 2017) evaluation of HealthChoices Oversight Entity/BH-MCO compliance with any given category may not equal the sum of those substandard counts.

RY: Review Year.

NR: Not reviewed.

Format

This document groups the monitoring standards under the subject headings Care Management, Second-Level Complaints and Grievances, Denials, Executive Management and Enrollee Satisfaction. The status of each substandard is presented as it appears in the PEPS Review Application (i.e., met, partially met, not met) and/or applicable RAI tools (i.e., complete, pending) submitted by OMHSAS. This format reflects the goal of this supplemental review, which is to assess the county/BH-MCO's compliance on selected ongoing OMHSAS-specific monitoring standards.

Findings

The OMHSAS-specific PEPS Substandards relating to Care Management are MCO-specific review standards. MBH was evaluated on two of the two applicable substandards. Of the two substandards, MBH was partially compliant on both substandards. The status for these substandards is presented in **Table C.2**.

Table C.2: OMHSAS-Specific Requirements Relating to Care Management

Category	PEPS Item	Review Year	Status
Care Management			
Care Management (CM) Staffing	Standard 27.7	2016	Partially Met
Longitudinal Care Management (and Care Management Record Review)	Standard 28.3	2016	Partially Met

PEPS Standard 27: Care Management (CM) Staffing. BH-MCO Staffing Standard for care manager and physician peer reviews; FTE count of care managers and physician peer reviews; list of care manager, clinical supervisor and MD/PA positions; copies of care manager supervisor and care manager job descriptions; CM Staffing Schedules; CM staff-to-member ratios; UM/CM organization chart; copy of P&Ps for clinical supervision, physician assistant (PA) case consultation, peer review of referral, and role of medical doctor (MD) in the supervision of care managers; table of organization of the BH-MCO.

MBH was partially compliant with Substandard 7 of Standard 27 (RY 2016):

Substandard 7: Other: Significant onsite review findings related to Standard 27.

PEPS Standard 28: Longitudinal Care Management (and Care Management Record Review). Results of the Care Management Record (CMR) review, denial review, and clinical interviews (summary) Sample of CMR Records.

MBH was partially compliant with Substandard 3 of Standard 28 (RY 2016):

Substandard 3: Other: Significant onsite review findings related to Standard 28.

The OMHSAS-specific PEPS Substandards relating to second-level complaints and grievances are MCO-specific review standards. Of the 7 substandards evaluated, MBH met 4 substandards and did not meet 3 substandards, as indicated in **Table C.3**.

Table C.3: OMHSAS-Specific Requirements Relating to Second-Level Complaints and Grievances

Category	PEPS Item	Review Year	Status
Second Level Complaints and Grievances			
Complaints	Standard 68.1	RY 2016	Partially Met
	Standard 68.6	RY 2016	Partially Met
	Standard 68.7	RY 2016	Not Met
	Standard 68.8	RY 2016	Not Met
Grievances and State Fair Hearings	Standard 71.1	RY 2016	Partially Met
	Standard 71.5	RY 2016	Partially Met
	Standard 71.6	RY 2016	Not Met
	Standard 71.7	RY 2016	Not Met

PEPS Standard 68: Complaints. Complaint (and BBA fair hearing) rights and procedures are made known to IEAP members, BH-MCO staff, and the provider network through manuals, training, handbooks, etc.

MBH was partially compliant with Substandards 1 and 6, and was non-compliant with Substandards 7 and 8 of Standard 68 (RY 2016):

Substandard 1: Where applicable, there is evidence of County oversight and involvement in the second-level complaint process.

Substandard 6: The second-level complaint case file includes documentation that the member was contacted about the 2nd-level complaint meeting, offered a convenient time and place for the meeting, asked about their ability to get to the meeting, and asked if they need any assistive devices.

Substandard 7: Training rosters identify that all 2nd-level panel members have been trained. Include a copy of the training curriculum.

Substandard 8: A transcript and/or tape recording of the 2nd-level committee meeting will be maintained to demonstrate appropriate representation, familiarity with the issues being discussed, and that the decision was based on input from all panel members.

PEPS Standard 71: Grievances and State fair hearings. Grievance and fair hearing rights and procedures are made known to EAP members, BH-MCO staff, and the provider network through manuals, training, handbooks, etc.

MBH was partially compliant with Substandards 1 and 5 and non-compliant with Substandards 6 and 7 of Standard 71 (RY 2016):

Substandard 1: Where applicable, there is evidence of County oversight and involvement in the 2nd-level grievance process.

Substandard 5: The second-level grievance case file includes documentation that the member was contacted about the 2nd-level grievance meeting and offered a convenient time and place for the meeting and asked about their ability to get to the meeting and if they need any assistive devices.

Substandard 6: Training rosters identify that all 2nd-level panel members have been trained. Include a copy of the training curriculum.

Substandard 7: A transcript and/or tape recording of the 2nd-level Committee meeting will be maintained to demonstrate appropriate representation, familiarity with the issues being discussed, and that the decision was based on input from all panel members.

The OMHSAS-specific PEPS Substandard relating to Denials is an MCO-specific review standard. This substandard was added to the PEPS Application during RY 2015. MBH was evaluated for and met the criteria of this substandard. The status for this substandard is presented in **Table C.4**.

Table C.4: OMHSAS-Specific Requirements Relating to Denials

Category	PEPS Item	Review Year	Status
Denials			
Denials	Standard 72.3	RY 2017	Met

There are two OMHSAS-specific PEPS substandards relating to Executive Management; the County Executive Management substandard is a County-specific review standard, and the BH-MCO Executive Management substandard is an MCO-specific review substandard. MBH was partially compliant with two substandards. The status for these substandards is presented in **Table C.5**.

Table C.5: OMHSAS-Specific Requirements Relating to Executive Management

Category	PEPS Item	Review Year	Status
Executive Management			
County Executive Management	Standard 78.5	2016	Partially Met
BH-MCO Executive Management	Standard 86.3	2016	Partially Met

PEPS Standard 78: County Executive Management. Evidence exists of the County's oversight of functions and activities delegated to the BH-MCO including: a. County Table of Organization showing a clear organization structure for oversight of BH-MCO functions. b. In the case of a multi-county contract, the Table of Organization shows a clear relationship among and between Counties' management structures, as it relates to the BH-MCO oversight. c. The role of the Single County Authority (SCA) in oversight is clear in the oversight structure. d. Meeting schedules and attendee minutes reflect County oversight of the BH-MCO (e.g., adequate staff with appropriate skills and knowledge that regularly attend meetings and focus on monitoring the contract and taking appropriate action, such as CAPs. f. Documentation of the County's reviews and/or audits of quality and accuracy of the major BH-MCO functions, including: 1) Care Management; 2) Quality Assurance; (QA) 3) Financial Programs; 4) MIS; 5) Credentialing; 6) Grievance System; 7) Consumer Satisfaction; 8) Provider Satisfaction; 9) Network development, provider rate negotiation; and 10) Fraud, Waste, Abuse (FWA).

MBH was partially compliant with Substandard 5 of Standard 78 (RY 2016):

Substandard 5: Other: Significant onsite review findings related to Standard 78.

PEPS Standard 86: BH-MCO Executive Management. Required duties and functions are in place. The BH-MCO's table of organization depicts organization relationships of the following functions/ positions: Chief Executive Officer; The appointed Medical Director is a board certified psychiatrist licensed in Pennsylvania with at least five years of experience in mental health and substance abuse; Chief Financial Officer; Director of Quality Management; Director of Utilization Management; Management Information Systems; Director of Prior/service authorization; Director of Member Services; Director of Provider Services.

MBH was partially compliant with Substandard 3 of Standard 86 (RY 2016):

Substandard 3: Other: Significant onsite review findings related to Standard 86.

The OMHSAS-specific PEPS Substandards relating to Enrollee Satisfaction are County-specific review standards. All three substandards crosswalked to this category were evaluated for the five MBH counties and were compliant on all three substandards. The status by county for these is presented in **Table C.6**.

Table C.6: OMHSAS-Specific Requirements Relating to Enrollee Satisfaction

Category	PEPS Item	Review Year	Status
Enrollee Satisfaction			
Consumer/Family Satisfaction	Standard 108.3	RY 2017	Met
	Standard 108.4	RY 2017	Met
	Standard 108.9	RY 2017	Met