

Pennsylvania Adoption Exchange



2010-2011





Table of Contents

A Message from Governor Tom Corbett	2
A Message from Secretary Gary D. Alexander	3
Introduction	
• Statewide Adoption and Permanency Network.	5
• Pennsylvania Adoption Exchange	5
Adoptions in Pennsylvania	
• Adoption Medical History Registry.	6
• Pennsylvania Adoption Information Registry.	6
• Resource Family Registry	7
• SWAN Helpline: 1-800-585-7926 (SWAN)	8
• Pennsylvania’s Seamless System	8
Outreach Initiatives	
• Media Campaign 2010	8
• Pennsylvania Heart Gallery	9
• Media Campaign 2011	10
• Website: www.adoptpakids.org	11
• Waiting Child	12
• Val’s Kids.	12
• A Little Love	13
Key Findings - 2010	14
Pennsylvania Adoption Exchange Data Analysis for 2010	
• Children Served (Chart 1)	15
• Adoptive Families Served (Chart 2)	16
• Age of Children Served by PAE (Chart 3)	17
• Age of Prospective Adopters Served (Chart 4)	18
• Race/Ethnicity of Children Served (Chart 5)	19
• Race/Ethnicity of Adoptive Families Served (Chart 6)	20
• Comparison of the Race/Ethnicity of Families and of Children Served (Chart 7)	21
• Gender of Children Served (Chart 8).	22
• Gender Preferences of Adoptive Families Served (Chart 9)	22
• Size of Sibling Groups Served (Chart 10)	23
• Race/Ethnicity of Sibling Groups Served (Chart 11).	24
• Marital Status of Adoptive Families Served (Chart 12)	24
Key Findings - 2011	25
Pennsylvania Adoption Exchange Data Analysis for 2011	
• Children Served (Chart 1)	26
• Adoptive Families Served (Chart 2)	27
• Age of Children Served by PAE (Chart 3)	28
• Age of Prospective Adopters Served (Chart 4)	29
• Race/Ethnicity of Children Served (Chart 5)	30
• Race/Ethnicity of Adoptive Families Served (Chart 6)	31
• Comparison of the Race/Ethnicity of Families and of Children Served (Chart 7)	32
• Gender of Children Served (Chart 8).	33
• Gender Preferences of Adoptive Families Served (Chart 9)	33
• Size of Sibling Groups Served (Chart 10)	34
• Race/Ethnicity of Sibling Groups Served (Chart 11).	35
• Marital Status of Adoptive Families Served (Chart 12)	35
Directory of Services	
• Department of Public Welfare/Office of Children, Youth and Families	36
• SWAN Prime Contractor	36
• County Children and Youth Agencies	36
• SWAN Adoption Agency Affiliates	39
• Websites	43



Dear Fellow Citizen:

Pennsylvania's children are our most valuable resource. They need support from their families and the communities to help them grow into successful adults. Unfortunately, this is not always the case for our young people, and we all have an obligation to help them back onto the path of success.

With approximately 15,000 children in the custody of the county children and youth system, caseworkers, foster and adoptive families and public and private organizations have dedicated countless hours to give each child the care they need to thrive. With a record number of adoptions in 2010 and a consistently high number of adoptions since 2000, Pennsylvania continues to lay the right foundation for the children who need us most.

At any one time there are as many as 3,000 young people in Pennsylvania waiting for a permanent home, and with the passage of Act 101 of 2010, these children now have the opportunity to better understand their past and its impact on their lives and their descendants. Act 101 gives adoptive children the ability to maintain lifelong connections with their biological family and to have access to information that may not have been readily available in the past.

I am honored to share the successes in this report with you. The efforts by those who work on behalf of Pennsylvania's children are critical to providing a loving, safe and permanent home and building a stronger and more stable future for Pennsylvania's children.

Sincerely,

Tom Corbett
Governor



Dear Child Advocate:

Research has shown that children in the foster care system who are adopted in a timely manner will be more successful economically, socially and emotionally. In addition, it is proven that children who are placed in a permanent and loving home will grow up to be successful parents and productive citizens. With that in mind, Department of Public Welfare staff, partnering organizations and dedicated foster and adoptive parents work each day to make the reality of a forever family come true for the thousands of waiting Pennsylvania children.

In 2010, Pennsylvania adoptions reached a record number of 2,388 children placed in permanent homes. Results like these included in this report, show the tremendous dedication from staff and our partners in ensuring a safe and loving home for children in need. Despite a significant decrease in the number of children placed in foster care since 2008, Pennsylvania has continued to finalize over 2,000 adoptions each year.

Thousands of dedicated Pennsylvanians work every day to give children in our adoption and permanency network the opportunity to be a part of a loving and nurturing family. I hope you will take the time to learn more about their work by further exploring this year's report.

Sincerely,

Gary D. Alexander, Secretary
Department of Public Welfare





Introduction

Statewide Adoption and Permanency Network, SWAN

The Statewide Adoption and Permanency Network works to find a permanent home for children in Pennsylvania's foster care system. The network is recognized nationally for its accomplishments in helping these children find families.

SWAN helps implement the permanency process by coordinating the work of the various professionals who help foster children find permanent homes. The network is led by the Department of Public Welfare, DPW, and is composed of: a prime contractor; county children and youth agencies; public and private child welfare agencies; organizations; advocates; attorneys; family court; foster, kinship, permanent legal custodianship and adoptive parents; and others who recognize that all children need and deserve permanent loving homes.

Pennsylvania Adoption Exchange, PAE

The Pennsylvania Adoption Exchange, established in 1979, has played a key role in Pennsylvania's adoption system for the past 32 years. PAE provides adoption matching services for children:

- Who are legally free for 90 days and have no report of intent to adopt filed; and
- For whom termination of parental rights is being pursued.

Services provided by PAE include registering children and families in the database so electronic matching can be performed, referring potential matches to the child's and the family's agencies and providing training for workers and families at SWAN/Independent Living quarterly meetings and conferences.

The children served by PAE often face challenges, such as a history of abuse and neglect, a history of multiple placements, drug and alcohol exposure, special education needs, emotional disturbance, intellectual disability, special medical care, physical

disability and runaway history. These children often face more than one of these challenges.

The data contained in this report reflects information about the children and families served by PAE from Jan. 1, 2010 through Dec. 31, 2010 and from Jan. 1, 2011 through Dec. 31, 2011.

In federal fiscal year 2009-2010, Pennsylvania finalized 2,388 adoptions. Of these finalizations, 1,143 were children registered with PAE.

In federal fiscal year 2010-2011 Pennsylvania finalized 2,013 adoptions. Of these finalizations, 1,074 were children registered with PAE.

Not all children who are adopted require PAE's services.

Registering Children and Families

PAE accepts registration of waiting children from Pennsylvania's county children and youth agencies and from private adoption agencies. PAE also accepts registrations from agency-approved adoptive families, regardless of the state where the adoptive family lives. This policy helps Pennsylvania meet the Adoption and Safe Family Act requirements to eliminate all geographic boundaries that may hinder permanency for a child. SWAN policy requires that all waiting families who receive family profiles paid by the prime contractor be registered with PAE to maximize the opportunity for these waiting children to find a family. Database searches for waiting children and families are conducted regularly to also maximize placement opportunities.





Referrals for Waiting Children

PAE makes referrals for potential matches for Pennsylvania's waiting children with registered families. Using demographic and behavioral characteristics, computer-suggested "matches" between registered children and families are forwarded to their respective agencies. Telephone and Internet inquiries received from families or adoption caseworkers about specific children or families are also forwarded to the appropriate agency for potential matching considerations.

Training and Recruitment at SWAN/Independent Living Quarterly Meetings and Conferences

PAE provides education and training to permanency professionals at SWAN/Independent Living quarterly meetings and the SWAN/Independent Living Annual Permanency Conference. PAE's training and recruitment initiatives include:

- Providing monthly reviews of waiting children with SWAN county contacts and quarterly reviews of all recruitment efforts with the child's county caseworker;
- Providing semi-annual on site reviews of all children with a goal of adoption;
- Assisting agencies to develop recruitment tools, such as posters and thorough child biographies with high quality photos;
- Assisting with computer searches for suggested matches;



Providing children's posters for local community recruitment;

- Contributing articles to the SWAN/Independent Living *Network News* and the Pennsylvania State Resource Family Association's newsletter;
- Showcasing waiting children on the PAE website, www.adoptpakids.org;
- Providing photo-listing books of Pennsylvania's waiting children to more than 170 agencies;
- Facilitating television filming of waiting children on local stations;
- Facilitating matching events at the summer and winter SWAN/Independent Living statewide meetings; and
- Assisting agencies with local recruitment efforts.

Adoption Medical History Registry, AMHR

Pennsylvania was the first state in the nation to allow birth parents to voluntarily submit important genetic and other medically relevant information to adoptees born within the state. The AMHR was created in 1997 to meet amendments to the adoption law enacted by Act 76 of 1995, P.L. 685. The focus of the AMHR was on birth parents who gave birth in Pennsylvania and then relinquish a child for adoption and Pennsylvania-born adoptees. The AMHR released medical history information confidentially; it did not release identifying information of the birth parent or the adoptee.

Pennsylvania Adoption Information Registry, PAIR

On Oct. 27, 2010, Senate Bill 1360 was signed into law. This amendment to the Adoption Act, known as Act 101 of 2010, went into effect on April 25, 2011. Act 101 of 2010 will have far-reaching effects on the ability of adopted children to maintain lifelong connections with their biological family and to have access to information when appropriate authorizations are on file that may not have been readily available in the past. Act 101 of 2010 establishes the Pennsylvania Adoption Information Registry, PAIR, a



statewide information registry for records and documents associated with all adoptions finalized or registered in Pennsylvania. PAIR allows adoptive children and birth parents to register information about themselves so children can better understand their own past and its potential impact on their lives and the lives of their descendants. The Department of Public Welfare developed procedures and forms for birth parents and children to register with the PAIR and allows them to specify if identifying or non-identifying information may be released.

PAIR expands the registration and search capabilities of those impacted by the adoption. Siblings, if both are over 21, may register and search for each other. Descendants of deceased adoptees may register and search. For children under 18 years old, an adoptive parent or legal guardian may search on behalf of the adoptee. All agencies involved in the finalization of a child are required to register medical and social information with PAIR (effective April 25, 2011). Unlike AMHR, both identifying and non-identifying information may be released with the properly signed forms by both adoptee and family.

PAIR replaces the AMHR. All information originally obtained through the AMHR is now maintained and incorporated into PAIR.

*2010 AMHR Statistical Information
(Jan. 1, 2010 - Dec. 31, 2010):*

- 34 new birth parents registered in 2010;
- 763 birth parents have registered since 1997;
- 90 new adoptees registered and inquired about medical history in 2010;
- 2,584 adoptees have registered since 1997.

*2011 AMHR Statistical Information
(Jan. 1, 2011 - June 30, 2011):*

- Four new birth parents registered with AMHR;
- 767 birth parents have registered with AMHR since 1997;
- 28 new adoptees registered and inquired about AMHR;

- 2,612 adoptees have registered with AMHR since 1997.

*2011 PAIR Statistical Information
(July 1, 2011 - Dec. 31, 2011):*

- 42 new birth families registered with PAIR;
- 62 new adoptees registered and inquired about PAIR;
- Eight birth family requests were registered with PAIR;
- 62 adoptee requests were registered with PAIR;
- 519 adoptees were registered by agencies with PAIR.

Resource Family Registry, RFR

The department is required to maintain a Resource Family Registry in which all foster and adoptive parent applicants must be registered. Currently, support for the RFR is provided by the Statewide Adoption and Permanency Network's prime contract with Diakon Lutheran Social Ministries in partnership with Family Design Resources. A total of 59,949 applicants have been registered with the RFR. Of that total, 17,117 applied for adoption, 44,044 applied for foster care and 11,469 applied for kinship care. The Office of Children, Youth and Families Bulletin #00-03-03, Kinship Care Policy, defines Kinship Care as: The full-time nurturing and protection of a child who is separated from his parents and placed in the home of a caregiver who has an existing relationship with the child and/or the child's family. The existing relationship involves one of the following characteristics:

- Relative of the child through blood or marriage;
- Godparent of the child as recognized by an organized church;
- Member of the child's tribal organization; or
- Significant positive relationship with the child or the child's family.

As we continued to promote the concept of resource families in Pennsylvania, we continue to see a trend that foster parents are the primary adopters of children in their care who become available for adoption.



Outreach Initiatives

SWAN Helpline 1-800-585-7926 (SWAN)

The toll-free SWAN Helpline, 1-800-585-7926, began in 1996 to respond to inquiries about adoption. Today, the SWAN Helpline is a central pathway for SWAN's outreach efforts to families, often serving as the first point of contact for inquiring parents and potential adoptive and foster families. The SWAN Helpline averages 249 calls per week, with higher volumes during media campaigns. Calls are fielded by a team of information and permanency referral specialists. In addition to answering incoming calls, the specialists also make follow-up calls to families who have requested additional support in the permanency process, provide callers with informational SWAN Family Packets and make referrals to other agencies.

2010 Statistical Information

- Total Calls – 10,662;
- Incoming Calls – 6,979;
- Outgoing Calls – 3,479;



- SWAN Family Packets mailed to callers 1,122;
- Referrals made to other agencies – 327.

2010 Statistical Information

- Total Calls – 9,549;
- Incoming Calls – 5,915;
- Outgoing Calls – 3,473;
- SWAN Family Packets mailed to callers – 1,100;
- Referrals made to other agencies – 355.

Pennsylvania's Seamless System Facilitated by PAE and SWAN Helpline

In Pennsylvania's Seamless System, PAE and the SWAN Helpline work together with county children and youth agencies and SWAN affiliate agencies to bridge the gap between waiting children and waiting, approved adoptive families. Qualified families who would like to learn more about a waiting child can contact the SWAN Helpline and may receive additional information about a child who is posted to the www.adoptpakids.org website.

PAE coordinators work directly with the child's caseworker to get additional details about the child and then review that information with the family. If the family remains interested in that child after learning the additional information, PAE then notifies the child's worker.

County caseworkers and affiliate agencies are also critical to the success of Pennsylvania's Seamless System, as they routinely update information about the availability and status of children and families. Current information is key to keep the process moving and to assure that in-depth information on each child is available to approved families.

Media Campaign 2010

In 2010, the department ran targeted recruitment television, radio, print and internet campaigns to increase awareness about the need for foster and adoptive families. The targeted television recruitment campaign aired in Pennsylvania's three largest



media markets - Philadelphia, Harrisburg and Pittsburgh. SWAN commercials aired on network and cable television from Jan. 11 through April 4, 2010, rotating four weeks at a time in each of the three media markets. The television campaign consisted of three commercials featuring the types of children Pennsylvania has available for adoption, including children of color and a sibling group.

The radio campaign aired in four media markets in Pennsylvania, running from March 29 through June 6, 2010 rotating four weeks at a time in the Allentown-Bethlehem, Altoona, Erie, and Williamsport media markets. Where possible, the radio campaign targeted faith-based stations.

In addition to radio advertisements, the department ran print advertisements during the month of May in celebration of National Foster Care Month. Print advertisements targeting the African American and gay communities ran in three newspapers, *Philadelphia Gay News*, *Philadelphia Tribune* and *New Pittsburgh Courier* during the weeks of May 10 and May 17, 2010. The print advertisements ran in *Out* magazine during the entire month of May 2010.

An online paid word search ran from Jan. 1 through June 30, 2010 with Yahoo, Google and MSN. A second online paid word search and advertisement ran from Nov. 1 through Dec. 31, 2010 with Yahoo, Google, MSN and Facebook.

Through the commonwealth's media contracts, on March 4, 2010, the department launched a Facebook page about the Statewide Adoption and Permanency Network. The SWAN Facebook page, <http://www.facebook.com/adoptpa>, promotes permanency for all children in out of home care in Pennsylvania and provides support to prospective and approved adopted families.

The department also purchased an interview segment on CBS3, *Talk Philly's* television program, on May 12, 2010 to educate the public about SWAN.

The department ran television, radio and print advertisements throughout Nov. 2010 to promote National Adoption Month. From Nov.

15 through 21, 2010, television advertisements ran in Philadelphia, Harrisburg and Pittsburgh; radio advertisements ran in Allentown, Bethlehem, Altoona, Erie and Williamsport, and print advertisements targeting the African American and gay communities ran in Pittsburgh and Philadelphia.

On Dec. 22, 2010, DPW ran a statewide commercial during the CBS *Home for the Holidays* television program.

In addition to the media campaigns, DPW's media contract includes subcontracts with three television stations WHTM (Harrisburg), KDKA (Pittsburgh) and WBRE (Wilkes-Barre). All three stations ran waiting child segments from Jan. 1 through Aug. 22, 2010 and again from Nov. 15 through Dec. 31, 2010.

For National Foster Care Month in May and National Adoption Month in November, the department issued mini-grants to private and public agencies across Pennsylvania to support local foster care and adoption awareness events. To qualify, agencies had to submit a proposal for review and approval. The department granted 10 proposals in May and 17 in November.

Pennsylvania Heart Gallery

The Pennsylvania Heart Gallery is a traveling art exhibit highlighting the professional portraits and personal stories of children in Pennsylvania's foster care system waiting to be adopted. The Heart Gallery is designed to raise awareness about foster children in need of permanent families. Professional photographers from across the state donated their services to create portraits that spotlight each child in a personal way. Each photo is accompanied by a detailed profile of the featured child, including information about his or her interests, personality and dreams for the future.

The gallery was unveiled on May 24, 2006, at the Whitaker Center for Science and the Arts in Harrisburg. The exhibit traveled across the state for a year and proved to be successful in creating awareness about special needs adoption and in finding permanent homes for those children featured. Twenty-one more portraits were added to the exhibit in July 2010. Since May 2006, 45 of the 129 children



featured in the gallery were placed in pre-adoptive homes. Of the 45 children placed, 28 have finalized adoptions.

To serve even more waiting children, SWAN is building upon the success of the traveling Heart Gallery by using the talents of volunteer photographers from across the state to obtain artistic portraits of all children who are registered with the PAE.

SWAN has identified professional photographers for each of Pennsylvania's 67 counties. These photographers will donate their time and talent to capture the spirit and individuality of Pennsylvania's waiting children in a single portrait. Participating photographers submit the new portraits to PAE staff to be displayed on the www.adoptpakids.org website.

Media Campaign 2011

In 2011, the department developed a new media campaign to recruit more foster and adoptive families. Three new television commercials and one new radio commercial were developed.

The new television commercials reflect not only the emotional needs of the children in our system but also feature the types of children Pennsylvania has available for adoption. All three television commercials feature sibling groups and have older children within those sibling groups. Two of the three commercials show minority children.

A targeted television campaign for the new television advertisements aired in Pennsylvania's three largest media markets, Philadelphia, Harrisburg and Pittsburgh. The campaign ran from March 14 to April 17, 2011. It was repeated from May 2 to June 12, 2011 to celebrate National Foster Care Month.

The targeted radio campaign aired in four media markets in Pennsylvania from April 4 to June 26, 2011, rotating four weeks at a time in the Allentown, Bethlehem, Altoona, Erie and Williamsport media markets. Where possible, the radio campaign targeted faith-based stations.

An online paid word search ran statewide from Jan. 1, 2011 through May 30, 2011 and from Oct. 31, 2011 through Dec. 31, 2011, with





Yahoo, Google and MSN websites. Facebook and Google advertisements ran Jan. 1, 2011 through May 30, 2011.

In celebration of National Foster Care Month and National Adoption Month, print advertisements ran to promote foster care and adoption awareness. Print advertisements ran in three newspapers, Philadelphia Gay News, Philadelphia Tribune and New Pittsburgh Courier during the weeks of May 2, May 16, Nov. 7 and Nov. 14, 2011. Print advertisements ran the entire month of May in the Out magazine. In November, print advertisements ran in two magazines, Out and National Foster Focus.

In November, in recognition of National Adoption Month, the department issued 26 mini-grants to private and public agencies across Pennsylvania to support local foster care and adoption awareness events. Agencies submitted proposals for review and approval.

In addition to the media campaign, The Department of Public Welfare’s media contracts include subcontracts with three television stations, WHTM (Harrisburg), KDKA (Pittsburgh) and WBRE (Wilkes-Barre). All three stations run waiting child segments with their reporters participating in unique child interviews that feature the interests of the child. The contracts ran from Jan. 1 through May 15, 2011.

Website: www.adoptpakids.org

The Pennsylvania Adoption Exchange’s website was created in 1999 to assist in matching waiting children with prospective approved adoptive families. Administered by DPW, the website helps eliminate geographic boundaries as it recruits families who live outside Pennsylvania. It is one of the most visited sites the Department of Public Welfare operates.

The most popular feature of the website is the photo album of Pennsylvania’s waiting children, which features photographs and personal stories about the children and serves as a powerful recruitment tool. The website also features:

- Information on how to become a foster parent;
- Information on how to become an adoptive parent;
- Information about the Statewide Adoption and Permanency Network;
- Information about the Pennsylvania Adoption Exchange;
- Access to a variety of forms;
- Information about post-permanency services; and
- Frequently asked questions.

The website offers links to additional services and support group organizations, including:

- Pennsylvania State Resource Family Association;
- National adoption organizations;
- Medical and health related links;
- Search and reunion services;
- Organizations serving families and children with challenges; and
- Additional photo listing websites.

2010 Statistical Information:

- Total website visits - 415,333;
- Photo album visits - 191,912;
- Heart Gallery visits - 49,381;
- Average site visits per day - 1,138;
- Busiest day for site visits – Tuesday;
- Busiest time for site visits - 2-3 p.m.;
- Most downloaded form: CY 131 Resource Family Registration/Update form.

2011 Statistical Information:

- Total website visits – 497,743;
- Photo album visits – 220,364;
- Heart Gallery visits – 10,813;
- Average site visits per day – 1,363;
- Busiest day for site visits – Tuesday;
- Busiest time for site visits – 2-3 p.m.;
- Most downloaded form – Act 101 Bulletin.



Waiting Child

KDKA's Waiting Child segment began in 1982 as a child-specific recruitment tool for children in the Pittsburgh area. Lynn Hayes-Freeland, a news anchor with KDKA, a CBS affiliate, engages

the featured child in an activity chosen by the child and films the child doing what he or she does best – being a kid. The segments are shown in conjunction with commercials from SWAN and Wendy's®. Families interested in adoption are encouraged to get more information by contacting the SWAN Helpline, going to www.adoptpakids.org or by calling Three Rivers Adoption Council at (412) 471-8722. The segment airs on the 6 p.m. news every other Tuesday, at noon the following Wednesday and again on the Lynne Hayes-Freeland Show, which airs on Sunday mornings.

2010 Statistical Information:

- Seventeen children were featured on the Waiting Child segment;
- Of these children, six now have a family identified;
- Waiting Child has a 67 percent success rate for finding families for children in western Pennsylvania;
- Since the start of the program in 1982, 527 children were interviewed and 353 children were matched and found permanent homes.

2011 Statistical Information:

- Ten children were featured on the Waiting Child segment;
- Of these children, three now have a family identified;
- Waiting Child has a 66 percent success rate for finding families for children in western Pennsylvania;
- Since the start of the program in 1982, 537 children were interviewed and 356 children were matched and found permanent homes.



Val's Kids

Val's Kids was established by SWAN in 2000 to recruit more central Pennsylvania families for specific waiting children, often teenagers. Children are taken to a favorite location (mall, sports

arena, a local park, etc.) and are highlighted doing a fun activity in each Val's Kids segment. Valerie Pritchett, a news anchor/reporter for WHTM ABC27, a Harrisburg affiliate, talks to the children and their caseworkers about their needs, interests, what they are looking for in a family and how long they have been waiting for permanency. Valerie provides information on how to inquire about these waiting children through the website, www.adoptpakids.org, and through the SWAN Helpline at 1-800-585-SWAN. The show airs on ABC27 Wednesday evenings at 7 p.m. and again on Sunday evenings at 6 p.m.

2010 Statistical Information:

- Thirteen children were featured on Val's Kids;
- Of these children, four now have a family identified;
- Val's Kids has a 41 percent overall success rate in finding families for waiting children in central Pennsylvania;
- Since the start of the program in 2000, 247 children were interviewed;
 - o Adoptions were finalized for 79 of these children;
 - o An additional 20 of these children were matched with adoptive families.

2011 Statistical Information:

- Twelve children were featured on Val's Kids;
- Of these children, seven now have a family identified;
- Val's Kids has a 38 percent overall success rate in finding families for waiting children in central Pennsylvania;
- Since the start of the program in 2000, 259 children were interviewed;



- o Adoptions were finalized for 79 of these children;
- o An additional 20 of these children were matched with adoptive families.

A Little Love

On Feb. 14, 2007 WBRE-TV 28, an NBC affiliate, aired the first segment of A Little Love in the Wilkes-Barre/Scranton area. A Little Love is the third waiting child segment funded through SWAN to help recruit families to adopt children in foster care and provide workers with an additional recruitment tool for the children they work with.

A Little Love focuses on the featured children’s desires and ambitions. The host, Monica Madeja, works closely with her community and the children’s caseworkers to decide on an exciting activity or event for the children to participate in for the segment. Monica takes the children’s desires and ambitions and turns them into a once-in-a-lifetime opportunity. Some activities and events done with the children include: helping a veterinarian perform a minor surgery on a cat, attending minor league baseball and hockey games, pampering at a day spa, getting guitar and singing lessons, spending the day at a water park and attending a magic show. Monica also talks with the children and their caseworkers about the child’s interests and what type of family they hope to become a part of. Families interested in adopting a child featured on A Little Love or who want to learn more about adoption are encouraged to contact the SWAN Helpline at 1-800-585-SWAN. A Little Love airs on Tuesday evenings at 4:00 p.m.

2010 Statistical Information

- Ten children were featured on the A Little Love segment;
- Of those 10 children, six now have a family identified;
- A Little Love has a 42 percent overall success rate in finding families for waiting children in northeast Pennsylvania;
- Since the start of the program in 2007, 57 children were featured in 54 segments;
 - o Thirteen children have been adopted;

- o An additional 13 were matched and placed with a permanent family.

2011 Statistical Information

- Eight children were aired on the A Little Love segment;
- Of those eight children, none as yet have a family identified;
- A Little Love has a 42 percent overall success rate in finding families for waiting children in northeast Pennsylvania;
- Since the start of the program in 2007, 65 children were featured in 62 segments;
 - o Thirteen children were adopted;
 - o An additional 13 were matched and placed with a permanent family.





Key Findings - 2010

Children Served

- 2,304 children were served in 2010 (Chart 1, page 15)
- 1,019 new child registrations were received in 2010 (Chart 1, page 15)
- 495 of the 2,304 children, or 21 percent, were age 13 to 18 (Chart 3, page 17)
- 697 of the 2,304 children, or 30 percent, were placed in adoptive homes in 2010 (Chart 1, page 15)
- 1,394 of the 2,304 children, or 61 percent, were finalized for adoption in 2010 (Chart 1, page 15)

Families Served

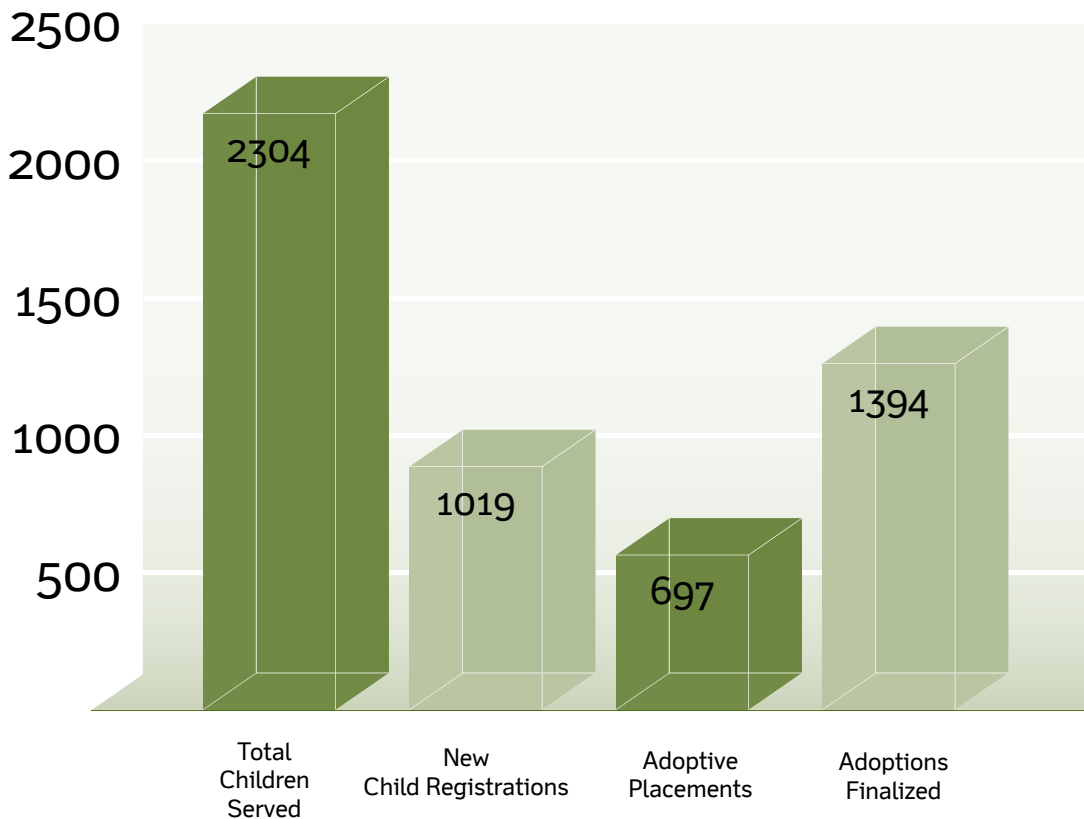
- 2,483 families were served in 2010 (Chart 2, page 16)
- 885 families, or 36 percent, were active and still waiting for an adoptive placement at the close of the calendar year (Chart 2, page 16)
- 141 of the 2,483 families, or 6 percent, accepted an adoptive placement in 2010 (Chart 2, page 16)
- 657 new families were registered in 2010 (Chart 2, page 16)





*Children Served by PAE in 2010
Total Children Served - 2,304 (Chart 1)*

- 2,304 children were served by PAE in 2010
- 1,019 new child registrations were received in 2010
- 697 of the 2,304 children, or 30 percent, were placed in adoptive homes in 2010
- 1,394 of the 2,304 children, or 61 percent, were finalized for adoption in 2010

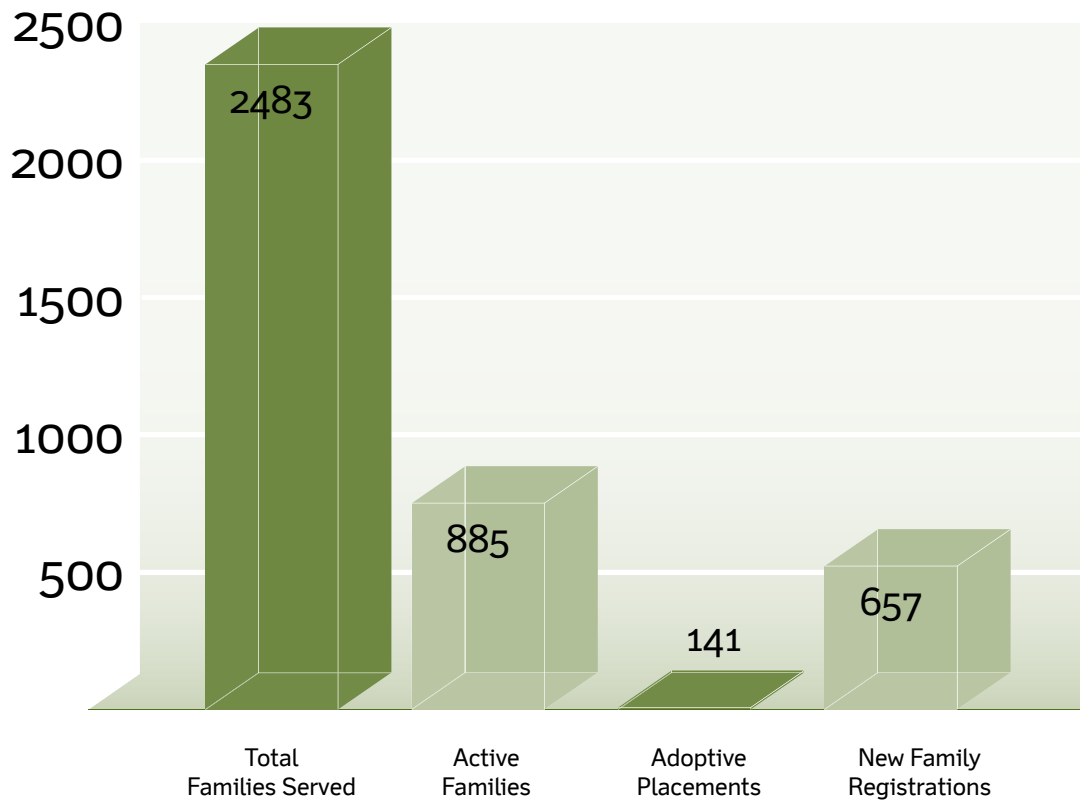


Note: Not all children who are available for adoption are registered with PAE. (See page 5 for registration requirements.)



Adoptive Families Served by PAE in 2010
Total Families Served – 2,483 (Chart 2)

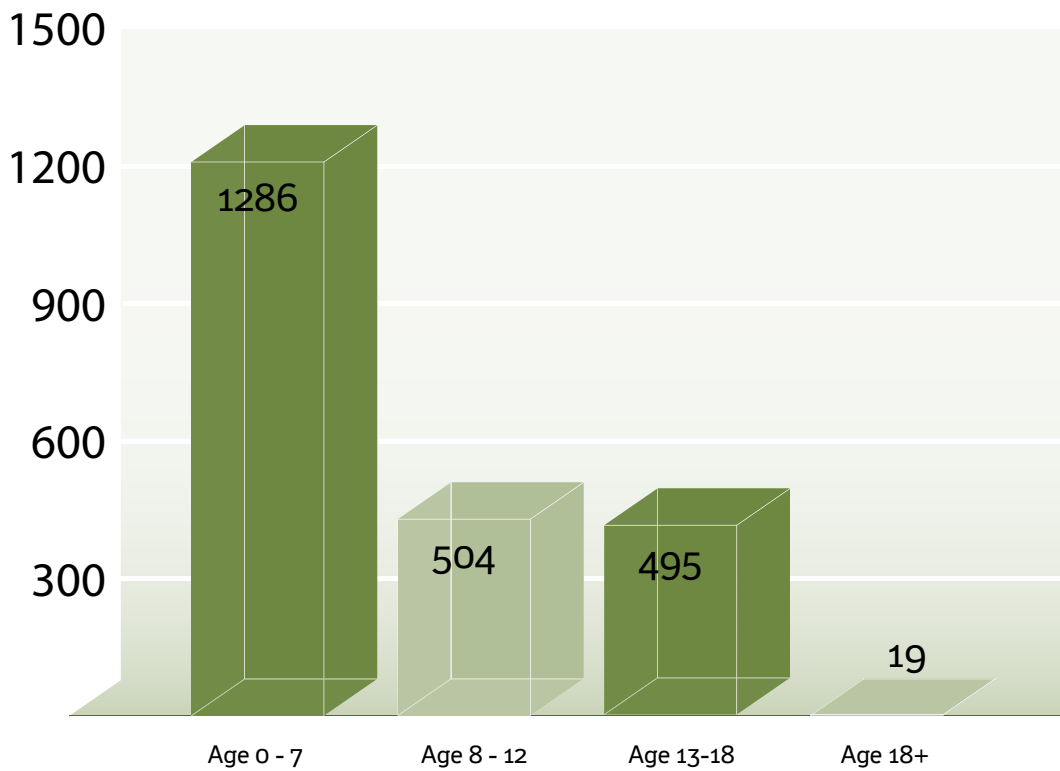
- 2,483 families were served by PAE in 2010
- 657 new families were registered with PAE in 2010
- 885 families, or 36 percent, were active and still waiting for an adoptive placement at the end of 2010
- 141 of the 2,483 families, or 6 percent, accepted an adoptive placement in 2010





*Age of Children Served by PAE in 2010
(Chart 3)*

- 1,286 of the 2,304 children, or 56 percent, were age 0 to 7
- 504 of the 2,304 children, or 22 percent, were age 8 to 12
- 495 of the 2,304 children, or 21 percent, were age 13 to 18
- 19 of the 2,304 children, or 1 percent, were over age 18

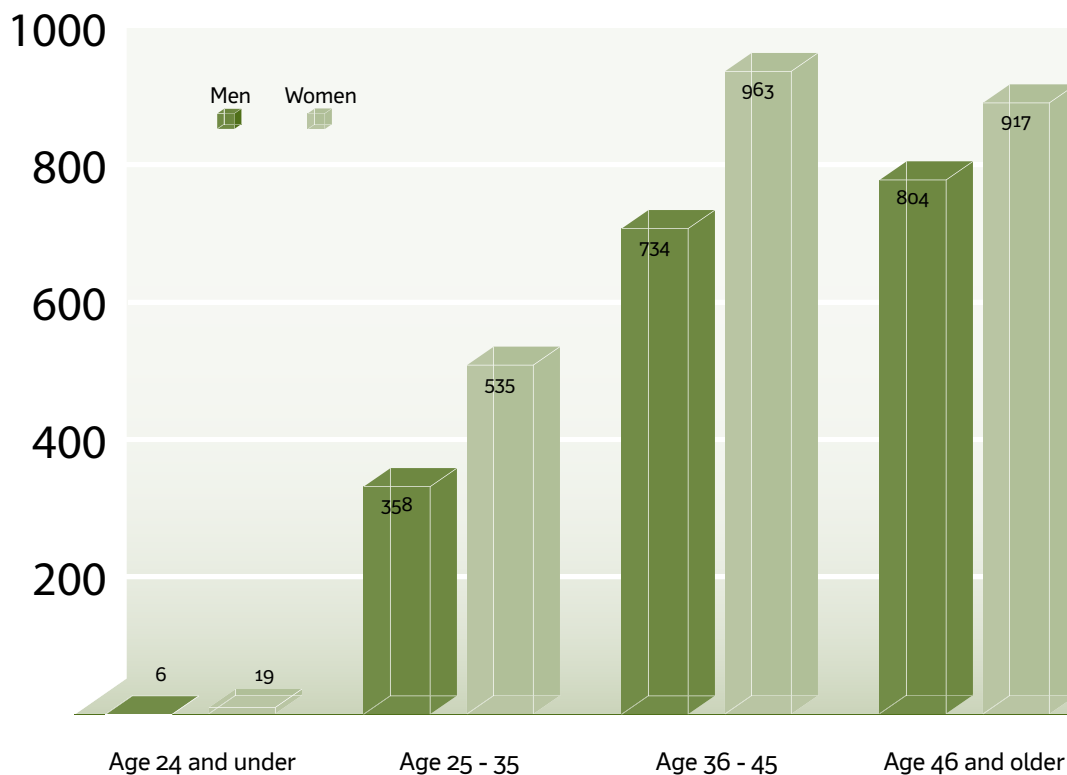


Note: Of the 1,286 children ages 0 to 7, nearly all have an adoptive family identified for them.



Age and Gender of Prospective Adopters Served by PAE in 2010 (Chart 4)

- 1,902 men were prospective adopters in 2010
 - 6 men were age 24 and under, representing 0.3 percent of the total
 - 358 men were age 25 to 35, representing 19 percent of the total
 - 734 men were age 36 to 45, representing 39 percent of the total
 - 804 men were age 46 and older, representing 42 percent of the total
- 2,434 women were prospective adopters in 2010
 - 19 women were age 24 and under, representing 0.8 percent of the total
 - 535 women were age 25 to 35, representing 22 percent of the total
 - 963 women were age 36 to 45, representing 40 percent of the total
 - 917 women were age 46 and older, representing 38 percent of the total

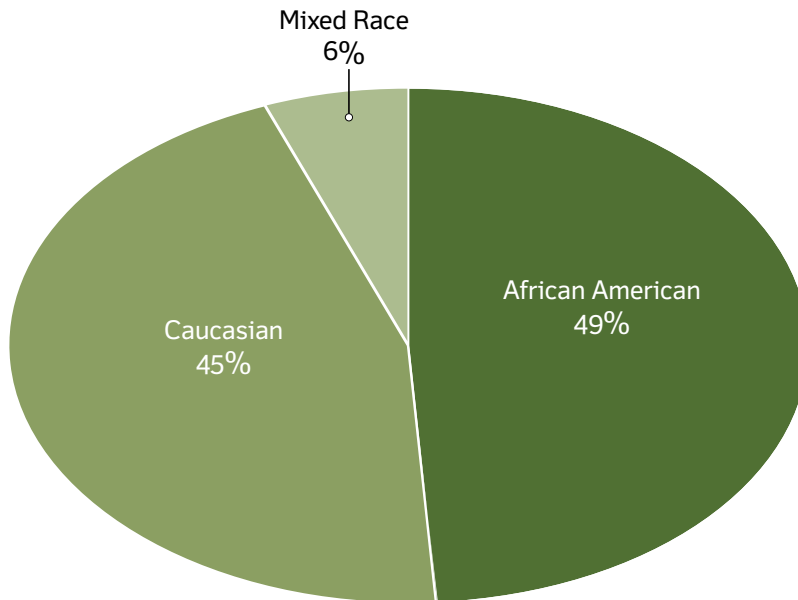




*Race/Ethnicity of Children Served by PAE in 2010
(Chart 5)*

2,304 children were served in 2010.

- 1,126 children, or 49 percent, are African American
- 1,038 children, or 45 percent, are Caucasian
- 280 children, or 12 percent, are of Hispanic ethnicity
- 134 children, or 6 percent, are mixed race
- Three children, or 0.1 percent, are Native American
- Two children, or 0.08 percent, are Asian
- One child, or 0.04 percent, is Native Hawaiian/Other Pacific Islander
- Three children, or 0.09 percent, are of unknown race



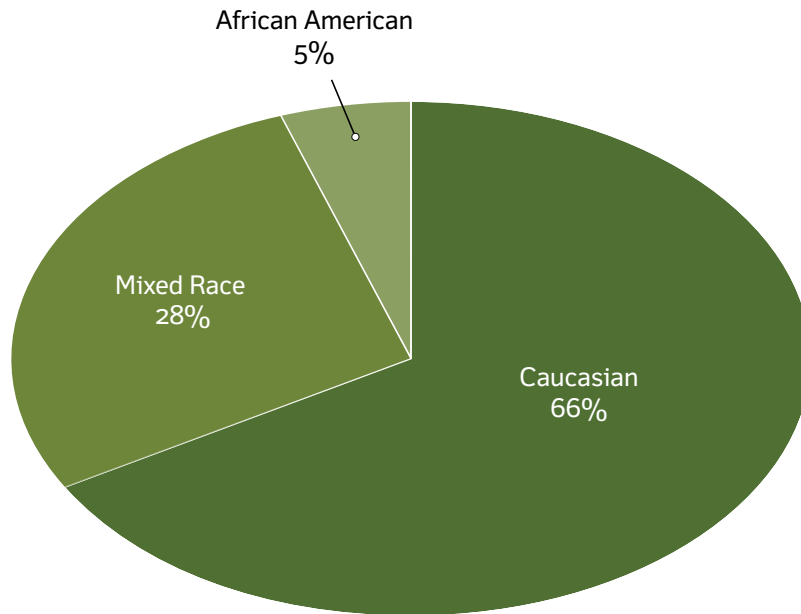
Note: Hispanic children are not included in the pie chart because this characteristic is collected as a component of ethnicity and is not a part of race. Two Asian children, three Native American children, one Native Hawaiian/Other Pacific Islander child and three children with an unknown race are not included in the pie chart above because they represent less than 1 percent of the children served.



*Race/Ethnicity of Adoptive Families Served by PAE in 2010
(Chart 6)*

2,483 adoptive families were served in 2010.

- 1,638 of the families, or 66 percent, are Caucasian
- 133 of the families, or 5 percent, are African American
- 174 of the families, or 7 percent, are of Hispanic ethnicity
- 706 of the families, or 28 percent, are of mixed race
- Two of the families, or 0.08 percent, are Native American
- Three families, or 0.1 percent, are Native Hawaiian/Other Pacific Islander
- One family, or 0.04 percent, is Asian

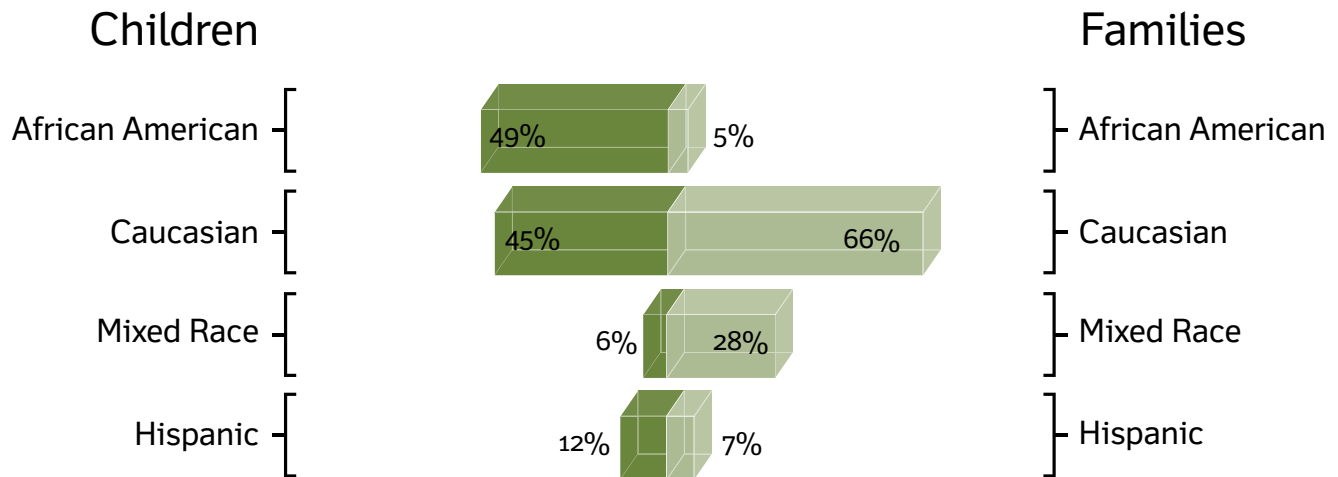


Note: Hispanic families are not included in the pie chart because this characteristic is collected as a component of ethnicity and is not a part of race. Two Native American families, three Native Hawaiian/Other Pacific Islander families and one Asian family are not included in the pie chart above because they represent less than 1 percent of the families served.



*Comparison of the Race/Ethnicity of Families
and the Race/Ethnicity of Children Served by PAE in 2010
(Chart 7)*

- 1,126 children, or 49 percent, are African American
- 133 families, or 5 percent, are African American
- 1,038 children, or 45 percent, are Caucasian
- 1,638 families, or 66 percent, are Caucasian
- 134 children, or 6 percent, are of mixed race
- 706 families, or 28 percent, are of mixed race
- 280 children, or 12 percent, are of Hispanic ethnicity
- 174 families, or 7 percent, are of Hispanic ethnicity
- Two children, or 0.08 percent, are Asian
- One family, or 0.04 percent, is Asian
- Three children, or 0.1 percent, are Native American
- Two families, or 0.08 percent, are Native American
- One child, or 0.04 percent, is Native Hawaiian/Other Pacific Islander
- Three families, or 0.1 percent, are Native Hawaiian/Other Pacific Islander

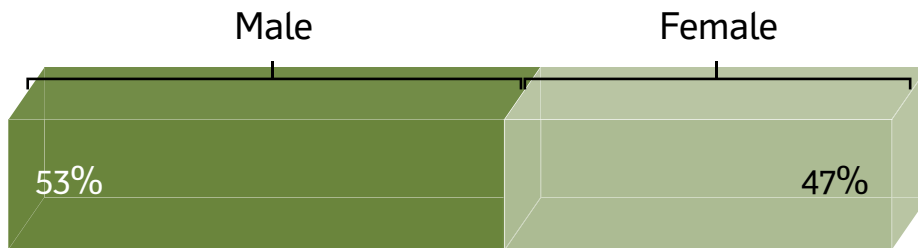


Note: Two Asian children, three Native American children, one Native Hawaiian/Other Pacific Islander child, one Asian family, two Native American families and three Native Hawaiian/Other Pacific Islander families are not included in the chart above because they represent less than 1 percent of the children and families served.



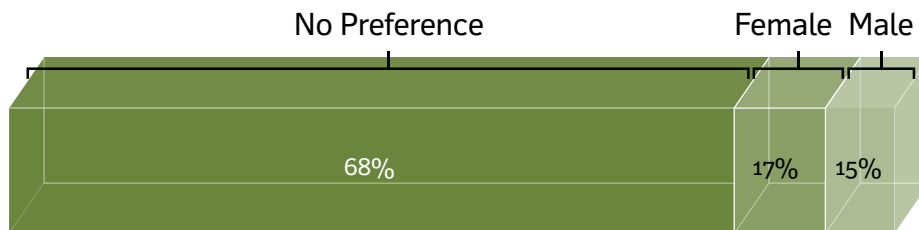
Gender of Children Served by PAE in 2010 (Chart 8)

- 1,214 children were male, representing 53 percent of the total
- 1,090 children were female, representing 47 percent of the total



Gender Preferences of Adoptive Families Served by PAE in 2010 (Chart 9)

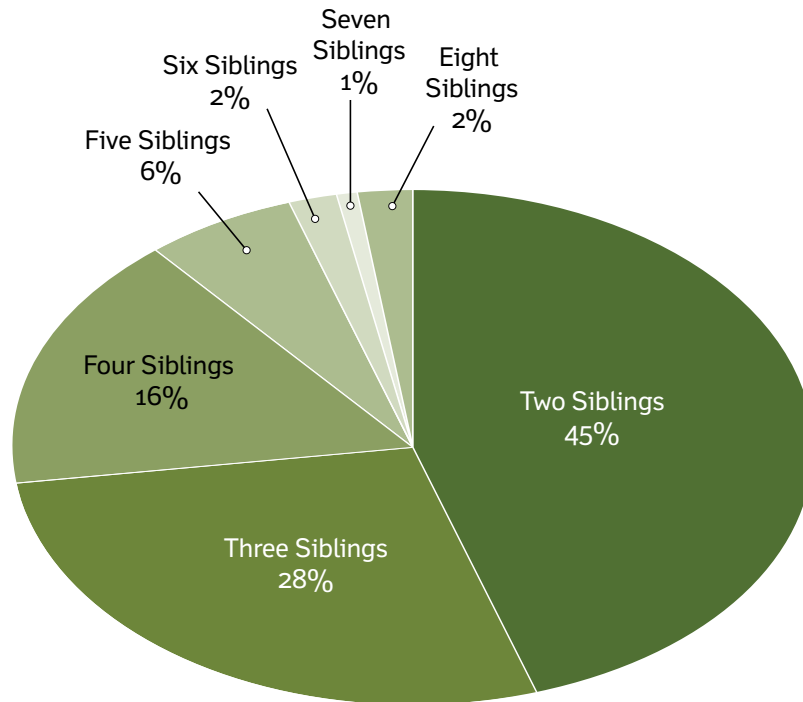
- 1,687 families, or 68 percent, did not have a gender preference
- 415 families, or 17 percent, preferred females
- 381 families, or 15 percent, preferred males





*Size of Sibling Groups Served by PAE in 2010
(Chart 10)*

- Of the 2,304 children served, 868 or 38 percent, belonged to a sibling group
- Of the 868 children served who were part of a sibling group:
 - 389 children, or 45 percent, belonged to a sibling group of two
 - 241 children, or 28 percent, belonged to a sibling group of three
 - 140 children, or 16 percent, belonged to a sibling group of four
 - 53 children, or 6 percent, belonged to a sibling group of five
 - 20 children, or 2 percent, belonged to a sibling group of six
 - Eight children, or 1 percent, belonged to a sibling group of seven
 - 17 children, or 2 percent, belonged to a sibling group of eight or more

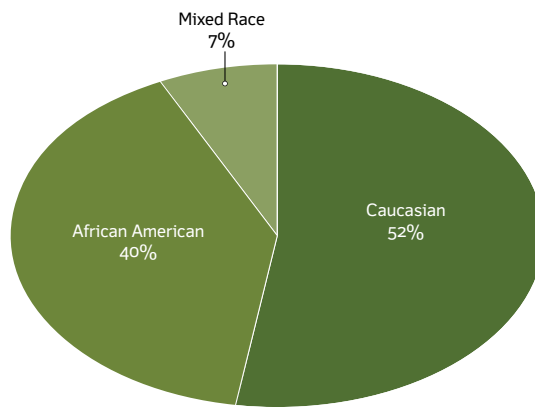


Note: All members of a sibling group do not necessarily receive PAE services.



Race/Ethnicity of Sibling Groups Served by PAE in 2010 (Chart 11)

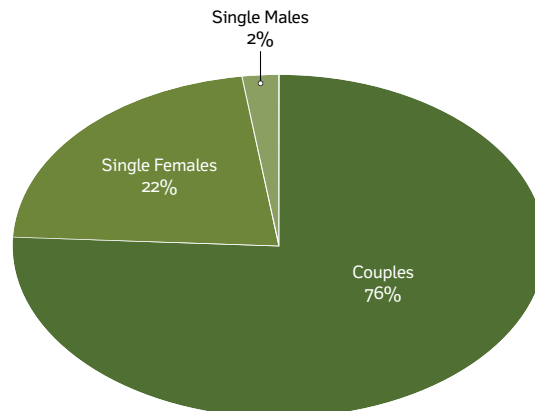
- Of the 868 children in sibling groups:
 - 348 children, or 40 percent, are African American
 - 453 children, or 52 percent, are Caucasian
 - 120 children, or 14 percent, are of Hispanic ethnicity
 - 64 children, or 7 percent, are mixed race
 - Two children, or 0.2 percent, are Native American
 - One child, or 0.1 percent, is Asian



Note: Hispanic children are not included in the pie chart because this characteristic is collected as a component of ethnicity and is not a part of race. One child of Asian descent and two children of Native American descent are not included in the pie chart above because they represent less than 1 percent of the children served in a sibling group.

Marital Status of Adoptive Families Served by PAE in 2010 (Chart 12)

- Of the 2,483 adoptive families served:
 - 1,889 families were couples, representing 76 percent of the total
 - 549 families were single females, representing 22 percent of the total
 - 45 families were single males, representing 2 percent of the total






Key Findings - 2011

Children Served

- 2,519 children were served in 2011 (Chart 1, page 26)
- 856 new child registrations were received in 2011 (Chart 1, page 26)
- 617 of the 2,519 children, or 24 percent, were age 13 to 18 (Chart 3, page 28)
- 587 of the 2,519 children, or 23 percent, were placed in adoptive homes in 2011 (Chart 1, page 26)
- 1,391 of the 2,519 children, or 55 percent, were finalized for adoption in 2011 (Chart 1, page 26)

Families Served

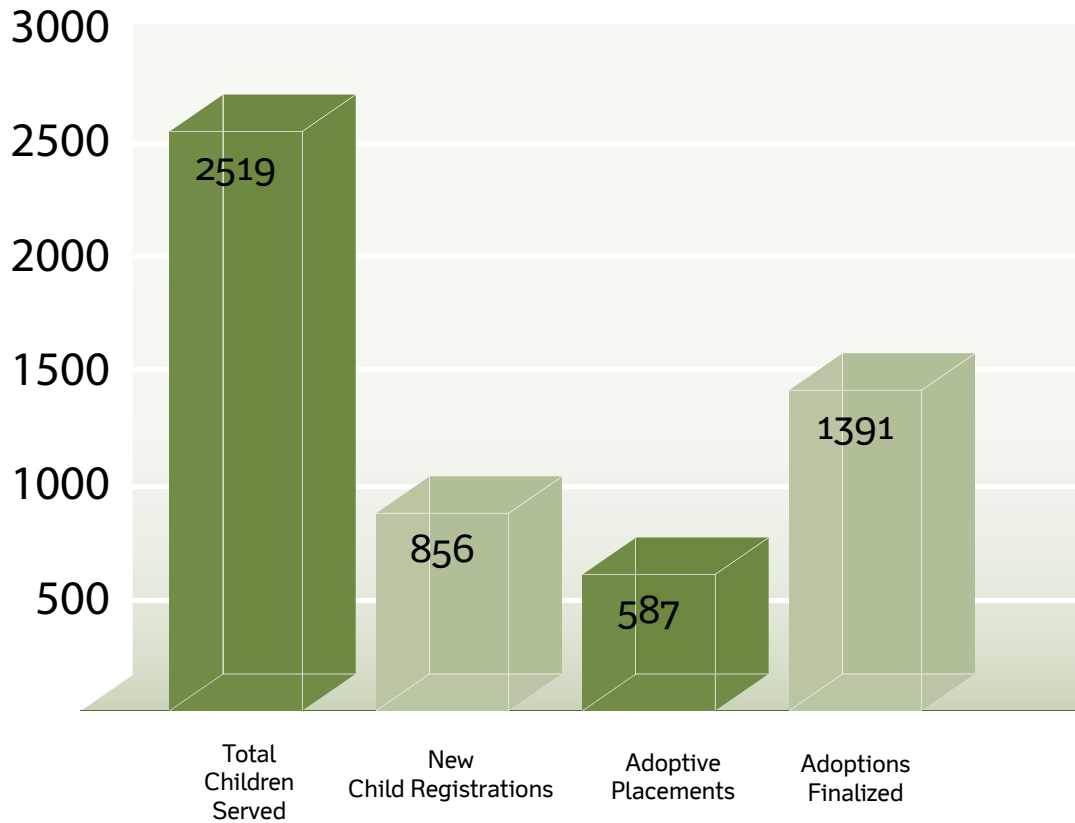
- 2,080 families were served in 2011 (Chart 2, page 27)
- 1,368 families, or 66 percent, were active and still waiting for an adoptive placement at the close of the calendar year (Chart 2, page 27)
- 146 of the 2,080 families, or 7 percent, accepted an adoptive placement in 2011 (Chart 2, page 27)
- 1,105 new families were registered in 2011 (Chart 2, page 27)





Children Served by PAE in 2011
Total Children Served - 2,519 (Chart 1)

- 2,519 children were served by PAE in 2011
- 856 new child registrations were received in 2011
- 587 of the 2,519 children, or 23 percent, were placed in adoptive homes in 2011
- 1,391 of the 2,519 children, or 55 percent, were finalized for adoption in 2011

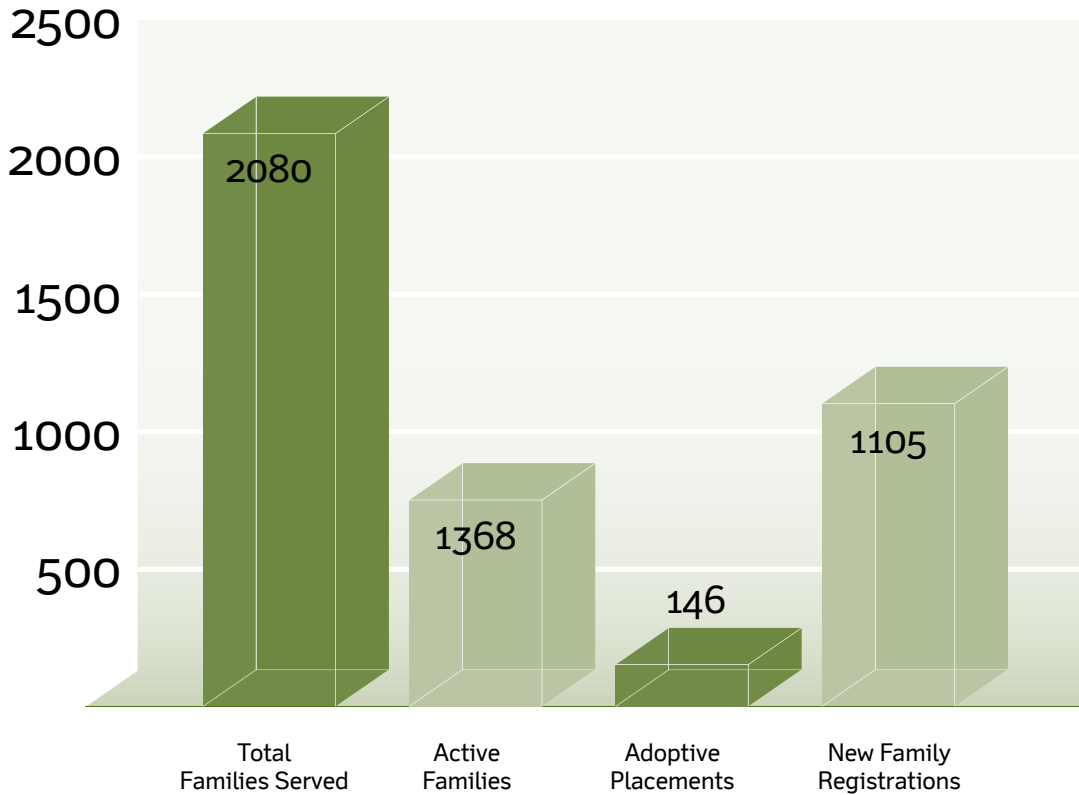


Note: Not all children who are available for adoption are registered with PAE. (See page 5 for registration requirements.)



Adoptive Families Served by PAE in 2011
Total Families Served – 2,080 (Chart 2)

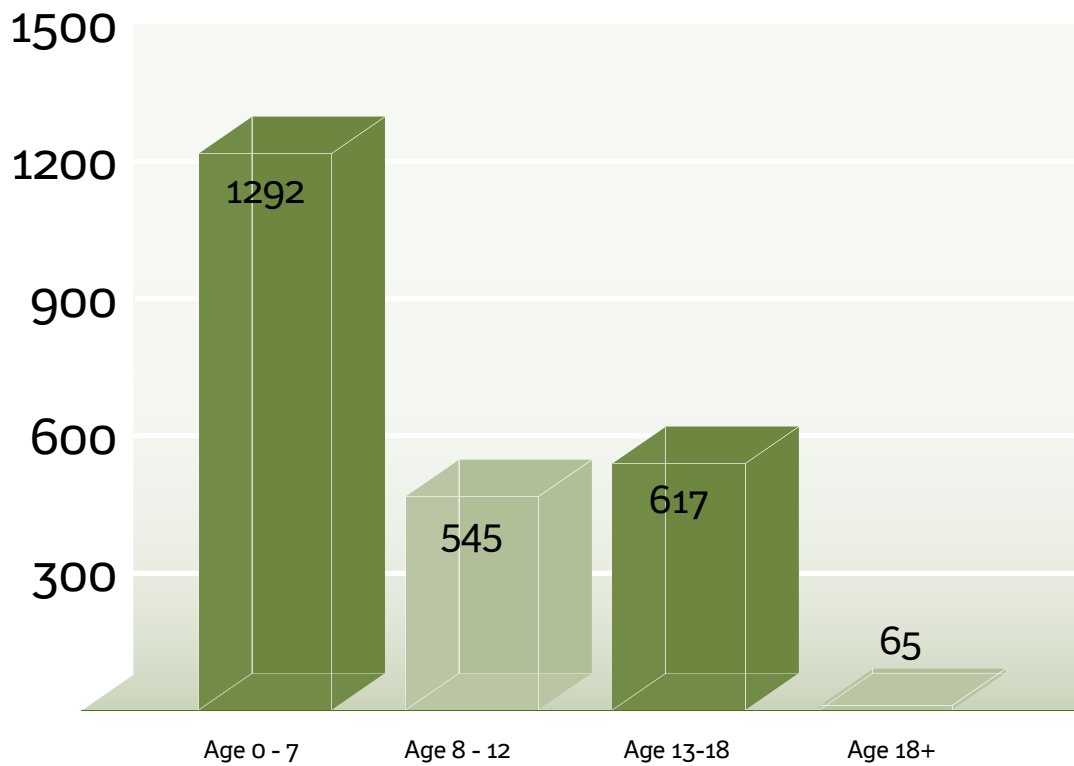
- 2,080 families were served by PAE in 2011
- 1,105 new families were registered with PAE in 2011
- 1,368 families, or 66 percent, were active and still waiting for an adoptive placement at the end of 2011
- 146 of the 2,080 families, or 7 percent, accepted an adoptive placement in 2011





*Age of Children Served by PAE in 2011
(Chart 3)*

- 1,292 of the 2,519 children, or 51 percent, were age 0 to 7
- 545 of the 2,519 children, or 22 percent, were age 8 to 12
- 617 of the 2,519 children, or 24 percent, were age 13 to 18
- 65 of the 2,519 children, or 3 percent, were over age 18

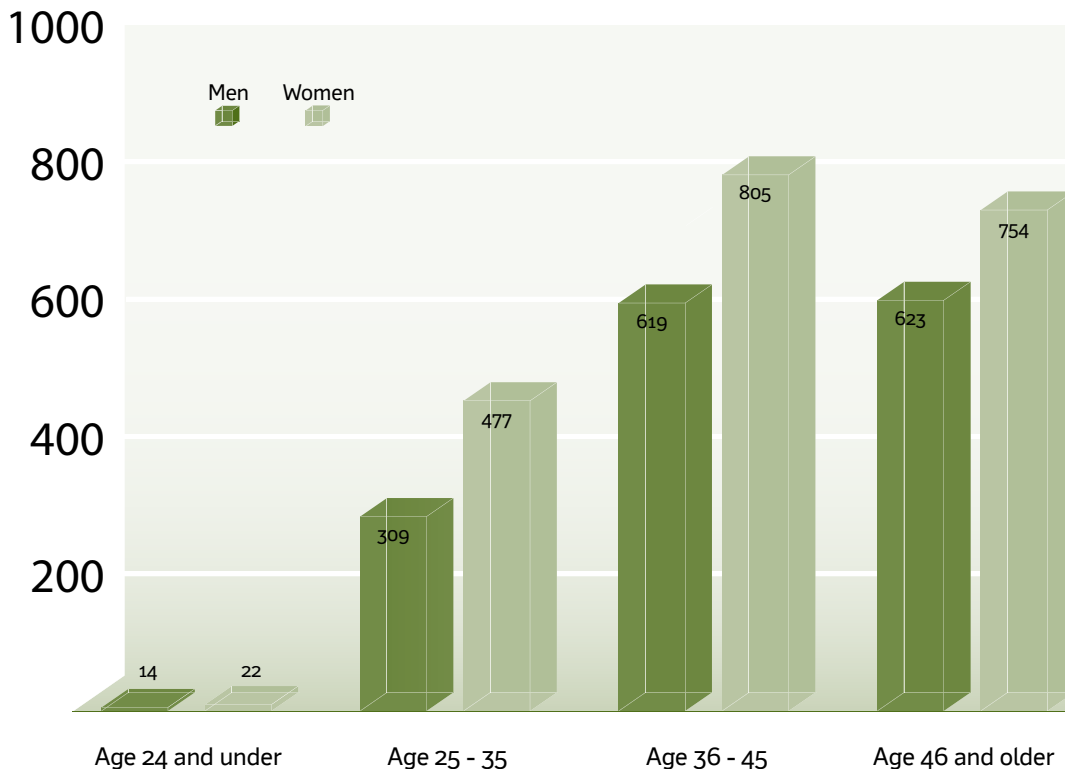


Note: Of the 1,292 children ages 0 to 7, nearly all have an adoptive family identified for them.



Age and Gender of Prospective Adopters Served by PAE in 2011 (Chart 4)

- 1,565 men were prospective adopters in 2011
 - 14 men were age 24 and under, representing 0.9 percent of the total
 - 309 men were age 25 to 35, representing 20 percent of the total
 - 619 men were age 36 to 45, representing 40 percent of the total
 - 623 men were age 46 and older, representing 40 percent of the total
- 2,058 women were prospective adopters in 2011
 - 22 women were age 24 and under, representing 1 percent of the total
 - 477 women were age 25 to 35, representing 23 percent of the total
 - 805 women were age 36 to 45, representing 39 percent of the total
 - 754 women were age 46 and older, representing 37 percent of the total

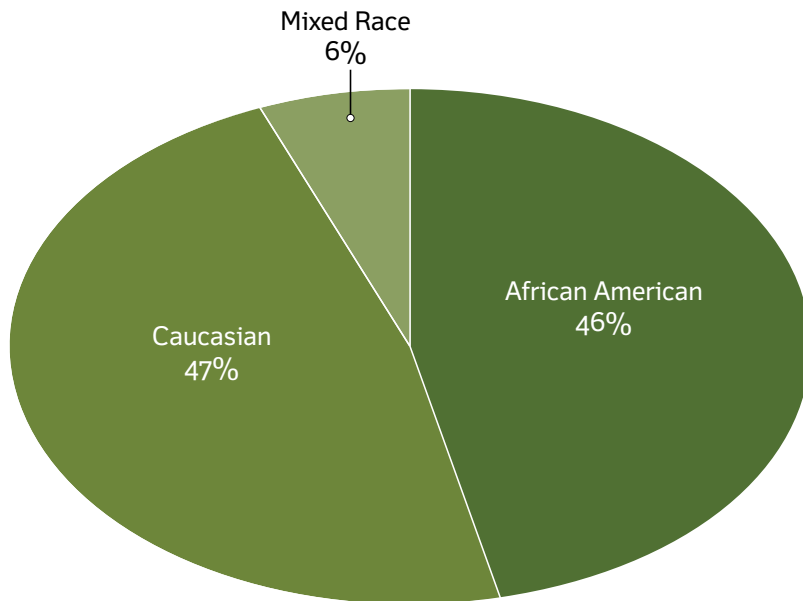




*Race/Ethnicity of Children Served by PAE in 2011
(Chart 5)*

2,519 children were served in 2011.

- 1,160 children, or 46 percent, are African American
- 1,194 children, or 47 percent, are Caucasian
- 319 children, or 13 percent, are of Hispanic ethnicity
- 158 children, or 6 percent, are mixed race
- Six children, or 0.02 percent, are Asian
- One child, or 0.04 percent, is Native American



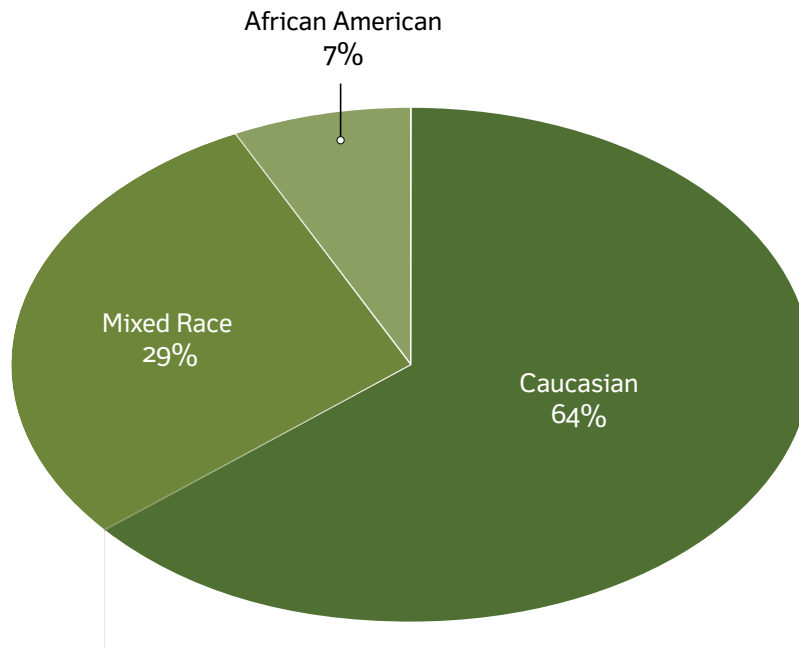
Note: Hispanic children are not included in the pie chart because this characteristic is collected as a component of ethnicity and is not a part of race. Six Asian children and one Native American child are not included in the pie chart above because they represent less than 1 percent of the children served.



*Race/Ethnicity of Adoptive Families Served by PAE in 2011
(Chart 6)*

2,080 adoptive families were served in 2011.

- 1,331 of the families, or 64 percent, are Caucasian
- 147 of the families, or 7 percent, are African American
- 174 of the families, or 8 percent, are of Hispanic ethnicity
- 599 of the families, or 29 percent, are of mixed race
- Two of the families, or 0.09 percent, are Native American
- One family, or 0.05 percent, is Native Hawaiian/Other Pacific Islander

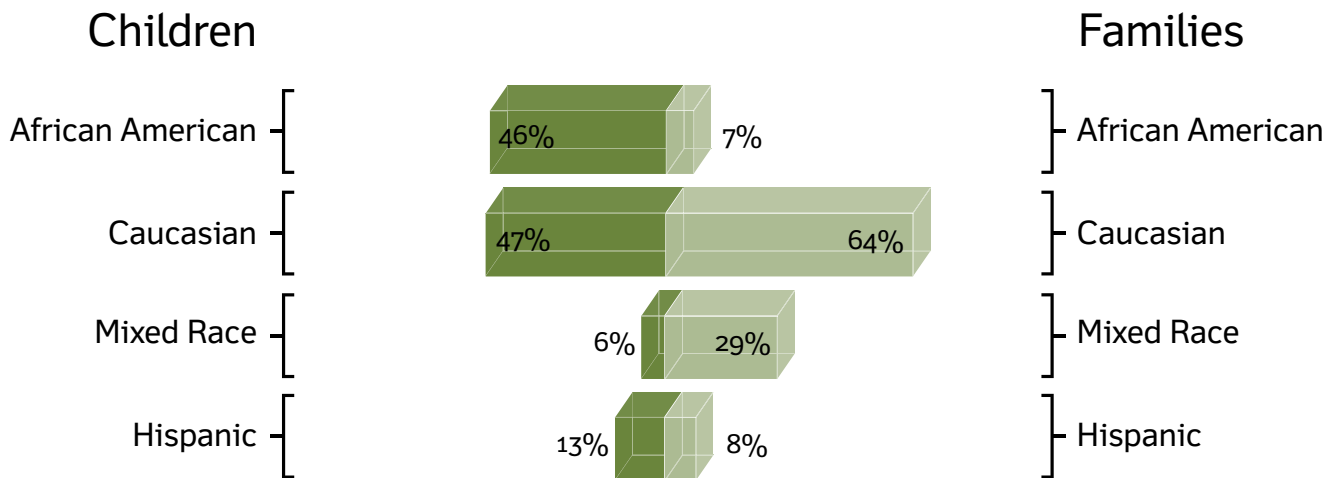


Note: Hispanic families are not included in the pie chart because this characteristic is collected as a component of ethnicity and is not a part of race. Two Native American families and one Native Hawaiian/Other Pacific Islander family are not included in the pie chart above because they represent less than 1 percent of the families served.



*Comparison of the Race/Ethnicity of Families
and the Race/Ethnicity of Children Served by PAE in 2011
(Chart 7)*

- 1,160 children, or 46 percent, are African American
- 147 families, or 7 percent, are African American
- 1,194 children, or 47 percent, are Caucasian
- 1,331 families, or 64 percent, are Caucasian
- 158 children, or 6 percent, are of mixed race
- 599 families, or 29 percent, are of mixed race
- 319 children, or 13 percent, are of Hispanic ethnicity
- 146 families, or 8 percent, are of Hispanic ethnicity
- Six children, or 0.2 percent, are Asian
- No families are Asian
- One child, or 0.04 percent, is Native American
- Two families, or 0.09 percent, are Native American
- No children are Native Hawaiian/Other Pacific Islander
- One family, or 0.05 percent, is Native Hawaiian/Other Pacific Islander

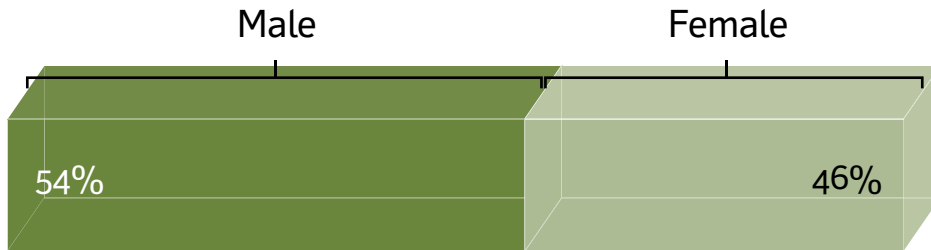


Note: Six Asian children, one Native American child, two Native American families and one Native Hawaiian/Other Pacific Islander family are not included in the chart above because they represent less than 1 percent of the children and families served.



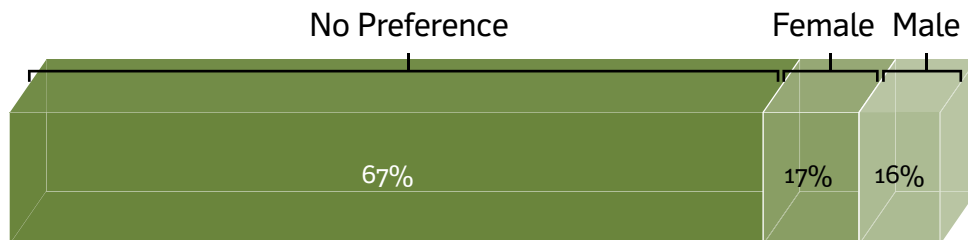
Gender of Children Served by PAE in 2011 (Chart 8)

- 1,351 children were male, representing 54 percent of the total
- 1,168 children were female, representing 46 percent of the total



Gender Preferences of Adoptive Families Served by PAE in 2011 (Chart 9)

- 1,386 families, or 67 percent, did not have a gender preference
- 351 families, or 17 percent, preferred females
- 341 families, or 16 percent, preferred males

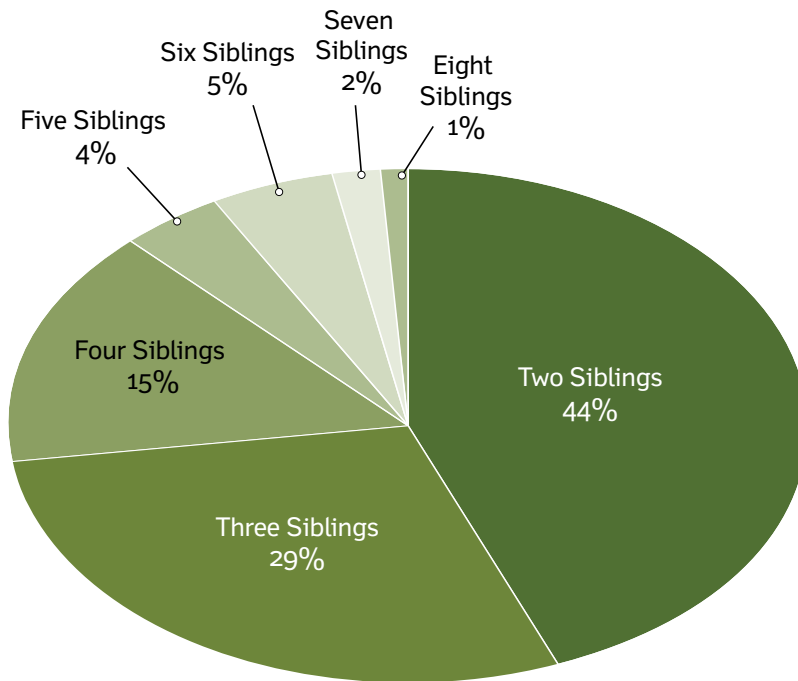


Note: Gender preferences of two families is unknown.



*Size of Sibling Groups Served by PAE in 2011
(Chart 10)*

- Of the 2,519 children served, 671 or 27 percent, belonged to a sibling group
- Of the 671 children served who were part of a sibling group:
 - 294 children, or 44 percent, belonged to a sibling group of two
 - 195 children, or 29 percent, belonged to a sibling group of three
 - 100 children, or 15 percent, belonged to a sibling group of four
 - 25 children, or 4 percent, belonged to a sibling group of five
 - 32 children, or 5 percent, belonged to a sibling group of six
 - 13 children, or 2 percent, belonged to a sibling group of seven
 - Nine children, or 1 percent, belonged to a sibling group of eight or more

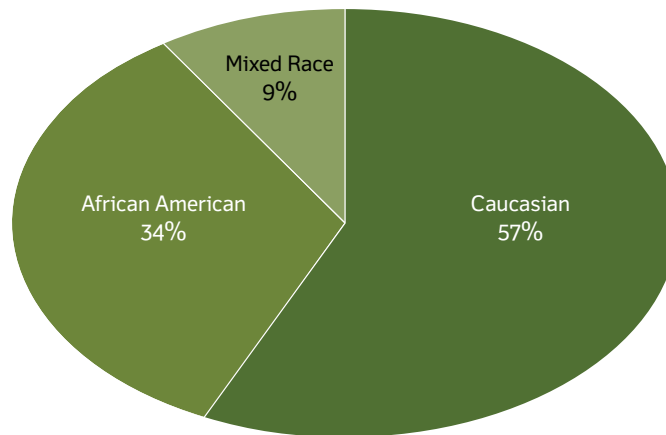


Note: All members of a sibling group do not necessarily receive PAE services.



Race/Ethnicity of Sibling Groups Served by PAE in 2011 (Chart 11)

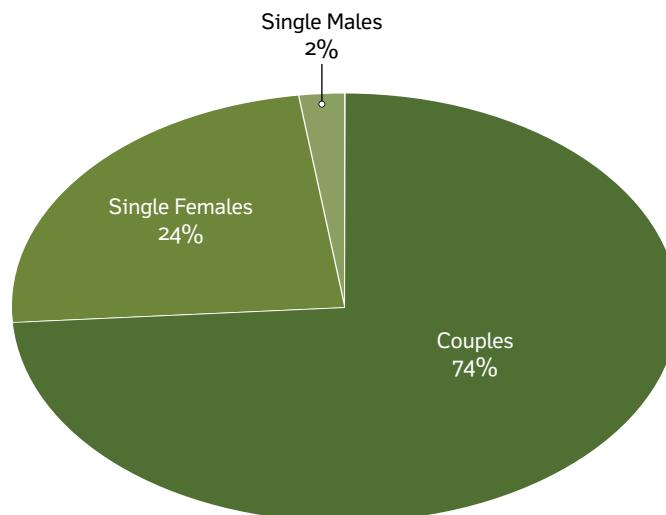
- Of the 671 children in sibling groups:
 - 226 children, or 34 percent, are African American
 - 384 children, or 57 percent, are Caucasian
 - 110 children, or 16 percent, are of Hispanic ethnicity
 - 61 children, or 9 percent, are mixed race
 - No children are Native American
 - No children are Asian



Note: Hispanic children are not included in the pie chart because this characteristic is collected as a component of ethnicity and is not a part of race.

Marital Status of Adoptive Families Served by PAE in 2011 (Chart 12)

- Of the 2,080 adoptive families served:
 - 1,543 families were couples, representing 74 percent of the total
 - 494 families were single females, representing 24 percent of the total
 - 43 families were single males, representing 2 percent of the total





Directory of Services

DEPARTMENT OF PUBLIC WELFARE OFFICE OF CHILDREN, YOUTH AND FAMILIES

Headquarters

Office of Children, Youth and Families

Department of Public Welfare
P.O. Box 2675
Harrisburg, PA 17105-2675
(717) 787-4756

Statewide Adoption and Permanency Network

Office of Children, Youth and Families
P.O. Box 2675
Harrisburg, PA 17105-2675
(717) 787-3985

Pennsylvania Adoption Exchange

Office of Children, Youth and Families
P.O. Box 2675
Harrisburg, PA 17105-2675
(800) 227-0225

Regional Offices

Southeast Region

Office of Children, Youth and Families
801 Market Street, Suite 6112
Philadelphia, PA 19107
(215) 560-2249

Western Region

Office of Children, Youth and Families
11 Stanwix Street, Room 260
Pittsburgh, PA 15222
(412) 565-2339

Northeast Region

Office of Children, Youth and Families
100 Lackawanna Avenue, Room 301
Scranton, PA 18503
(570) 963-4376

Central Region

Office of Children, Youth and Families
Hilltop Building, 2nd Floor
3 Ginko Drive
Harrisburg, PA 17102
(717) 772-7702

PRIME CONTRACTOR FOR THE STATEWIDE ADOPTION AND PERMANENCY NETWORK

DIAKON LUTHERAN SOCIAL MINISTRIES/ FAMILY DESIGN RESOURCES

P.O. Box 4560
471 JPLwick Drive
Harrisburg, PA 17111
(888) 793-2512

COUNTY CHILDREN AND YOUTH AGENCIES

ADAMS COUNTY

Adams County Children and Youth Services
117 Baltimore Street, Room 201 B
Gettysburg, PA 17325-2376
(717) 337-0110

ALLEGHENY COUNTY

Allegheny Department of Human Services
Office of Children, Youth & Families
One Smithfield Street, Suite 400
Pittsburgh, PA 15222-2221
(412) 350-5701

ARMSTRONG COUNTY

Armstrong County Children, Youth, and Family Services
310 South Jefferson Street
Kittanning, PA 16201
(724) 548-3466

BEAVER COUNTY

Beaver County Children and Youth Services
1080 Eighth Avenue, 3rd Floor
Beaver Falls, PA 15010
(724) 891-5800

BEDFORD COUNTY

Bedford County Children and Youth Services
200 South Juliana Street
Bedford, PA 15522
(814) 623-4804

BERKS COUNTY

Berks County Children and Youth Services
County Services Center
633 Court Street, 11th Floor
Reading, PA 19601
(610) 478-6700

BLAIR COUNTY

Blair County Children and Youth Services
423 Allegheny Street, Suite 132
Hollidaysburg, PA 16648
(814) 693-3130

BRADFORD COUNTY

Bradford County Children and Youth Services
220 Main Street, Unit #1
Towanda, PA 18848-1822
(570) 265-1760

BUCKS COUNTY

Bucks County Children and Youth
Social Services Agency
4259 West Swamp Road, Suite 200
Doylestown, PA 18902-1042
(215) 348-6900

BUTLER COUNTY

Butler County Children and Youth Services
County Government Center, 2nd Floor
P.O. Box 1208
124 W. Diamond Street
Butler, PA 16003-1208
(724) 284-5156



CAMBRIA COUNTY

Cambria County Children and Youth Services
Central Park Complex
110 Franklin Street, Suite 400
Johnstown, PA 15901
(814) 539-7454

CAMERON COUNTY

Cameron County Children and Youth Services
Cameron County Courthouse
20 East Fifth Street
Emporium, PA 15834
(814) 486-9363

CARBON COUNTY

Carbon County Office of Children and Youth Services
76 Susquehanna Street, 2nd Floor
Jim Thorpe, PA 18229-2338
(570) 325-3644

CENTRE COUNTY

Centre County Children and Youth Services
Willowbank Office Building
420 Holmes Street
Bellefonte, PA 16823
(814) 355-6755

CHESTER COUNTY

Chester County Dept. of Children, Youth and Families
Chester County Government Services Center
601 Westtown Road, Suite 310
West Chester, PA 19382
(610) 344-5800

CLARION COUNTY

Clarion County Children and Youth Services
214 S. 7th Avenue, Suite B
Clarion, PA 16214-2048
(814) 226-9280

CLEARFIELD COUNTY

Clearfield County Children, Youth and Family Services
212 East Locust Street
Clearfield, PA 16830
(814) 765-1541

CLINTON COUNTY

Clinton County Children and Youth Social Services
Garden Building
P.O. Box 787
232 East Main Street
Lock Haven, PA 17745
(570) 893-4100

COLUMBIA COUNTY

Columbia County Children and Youth Services
Main Street County Annex
11 West Main Street
P.O. Box 380
Bloomsburg, PA 17815-0380
(570) 389-5700

CRAWFORD COUNTY

Crawford County Human Services
18282 Technology Drive, Suite 101
Meadville, PA 16335-2728
(814) 724-8380

CUMBERLAND COUNTY

Cumberland County Children and Youth Services
Human Services Building, Suite 200
16 West High Street
Carlisle, PA 17013-2961
(717) 240-6120

DAUPHIN COUNTY

Dauphin County Social Services
for Children and Youth
1001 North Sixth Street
Harrisburg, PA 17102-1726
(717) 780-7200

DELAWARE COUNTY

Delaware County Children and Youth Services
20 S. 69th Street, 3rd Floor
Upper Darby, PA 19082
(610) 713-2016

ELK COUNTY

Elk County Children and Youth Services
Elk County Courthouse
P.O. Box 448
300 Center Street
Ridgway, PA 15853
(814) 776-1553

ERIE COUNTY

Erie County Office of Children and Youth
154 West Ninth Street
Erie, PA 16501-1303
(814) 451-6600

FAYETTE COUNTY

Fayette County Children and Youth Services
130 Old New Salem Road
Uniontown, PA 15401-8933
(724) 430-1283

FOREST COUNTY

Forest County Department of Human Services
P.O. Box 523
613 Elm Street
Tionesta, PA 16353
(814) 755-3622

FRANKLIN COUNTY

Franklin County Children and Youth Services
Franklin County Human Services Building
425 Franklin Farm Lane
Chambersburg, PA 17202
(717) 263-1900

FULTON COUNTY

Fulton County Services for Children
Neighborhood Service Center
219 North Second Street, Suite 201
McConnellsburg, PA 17233
(717) 485-3553

GREENE COUNTY

Greene County Children and Youth Services
201 Fort Jackson County Building
19 South Washington Street
Waynesburg, PA 15370-2053
(724) 852-5217



HUNTINGDON COUNTY

Huntingdon County Children and Youth Services
430 Penn Street
Huntington, PA 16652
(814) 643-3270

INDIANA COUNTY

Indiana County Children and Youth Services
350 N. 4th Street
Indiana, PA 15701
(724) 465-3895

JEFFERSON COUNTY

Jefferson County Children and Youth Services
Jefferson Place, 2nd Floor
155 Main Street
Brookville, PA 15825
(814) 849-3696

JUNIATA COUNTY

Juniata County Children and Youth Social Services Agency
14 Industrial Circle, Box 8
Mifflintown, PA 17059
(717) 436-7707

LACKAWANNA COUNTY

Lackawanna County Children and Youth Services
Lackawanna County Administration Building
200 Adams Avenue, 4th floor
Scranton, PA 18503
(570) 963-6781

LANCASTER COUNTY

Lancaster County Children and Youth Agency
900 East King Street
Lancaster, PA 17602
(717) 299-7925

LAWRENCE COUNTY

Lawrence County Children and Youth Services
1001 East Washington Street
New Castle, PA 16101
(724) 656-2171

LEBANON COUNTY

Lebanon County Children and Youth
Municipal Building, Room 401
400 S. Eighth Street
Lebanon, PA 17042
(717) 228-4430

LEHIGH COUNTY

Lehigh County Office of Children and Youth Services
Lehigh County Government Center
17 South 7th Street
Allentown, PA 18101
(610) 782-3064

LUZERNE COUNTY

Luzerne County Children and Youth Agency
111 North Pennsylvania Avenue, Suite 110
Wilkes-Barre, PA 18701
(570) 826-8710

LYCOMING COUNTY

Lycoming County Children and Youth Services
Sharwell Building
200 East Street
Williamsport, PA 17701
(570) 323-6467

MCKEAN COUNTY

McKean County Department of Human Services
17155 Route 6
Smethport, PA 16749
(814) 887-3350

MERCER COUNTY

Mercer County Children and Youth Services
8425 Sharon-Mercer Road
Mercer, PA 16137
(724) 662-2703

MIFFLIN COUNTY

Mifflin County Children and Youth Social Services
144 E. Market Street
Lewistown, PA 17044
(717) 248-3994

MONROE COUNTY

Monroe County Children and Youth Services
730 Phillips Street
Stroudsburg, PA 18360-2224
(570) 420-3590

MONTGOMERY COUNTY

Montgomery County Office of Children and Youth
Human Services Center
P.O. Box 311
1430 Dekalb Street
Norristown, PA 19404-0311
(610) 278-5800

MONTOUR COUNTY

Montour County Children and Youth Services
114 Woodbine Lane, Suite 201
Danville, PA 17821
(570) 271-3050

NORTHAMPTON COUNTY

Northampton County Children, Youth and Families
Children and Families Division
Governor Wolf Building
45 North Second Street
Easton, PA 18042
(610) 559-3290

NORTHUMBERLAND COUNTY

Northumberland County
Children and Youth Services
322 N. Second Street
Sunbury, PA 17801
(570) 988-4237

PERRY COUNTY

Perry County Children and Youth Services
P.O. Box 123
112 Centre Drive
New Bloomfield, PA 17068
(717) 582-2076



PHILADELPHIA COUNTY

Philadelphia Department of Human Services
1515 Arch Street, 6th Floor
Philadelphia, PA 19102
(215) 683-6000

PIKE COUNTY

Pike County Children and Youth Services
506 Broad Street
Milford, PA 18337
(570) 296-3446

POTTER COUNTY

Potter County Human Services
62 North St.
P.O. Box 241
Roulette, PA 16746-0241
(814) 544-7315

SCHUYLKILL COUNTY

Schuylkill County Children and Youth Services
410 North Centre Street
Pottsville, PA 17901
(570) 628-1050

SNYDER COUNTY

Snyder County Children and Youth Services
713 Bridge Street, Suite 15
Selinsgrove, PA 17870
(570) 374-4570

SOMERSET COUNTY

Somerset County Children and Youth Services
Somerset County Courthouse
300 North Center Avenue, Suite 220
Somerset, PA 15501
(814) 445-1661

SULLIVAN COUNTY

Sullivan County Children and Youth Services
9219 Route 487, Suite D
Dushore, PA 18614
(570)928-0307

SUSQUEHANNA COUNTY

Susquehanna County Services for Children and Youth
75 Public Avenue
Montrose, PA 18801
(570) 278-4600

TIOGA COUNTY

Tioga County Department of Human Services
1873 Shumway Hill Road
Wellsboro, PA 16901
(570) 724-5766

UNION COUNTY

Union County Children and Youth Services
1610 Industrial Blvd, Suite 200
Lewisburg, PA 17837
(570) 522-1330

VENANGO COUNTY

Venango County Children and Youth Services
Troy A. Wood Human Services Complex
P.O. Box 1130, 1 Dale Avenue
Franklin, PA 16323
(814) 432-9743

WARREN COUNTY

Warren County Human Services
27 Hospital Drive
North Warren, PA 16365
(814) 726-2100

WASHINGTON COUNTY

Washington County Children and Youth Services
503 Courthouse Square
100 West Beau Street
Washington, PA 15301
(724) 228-6884

WAYNE COUNTY

Wayne County Children and Youth Services
Park Street Complex
648 Park Street, Suite C
Honesdale, PA 18431
(570) 253-5102

WESTMORELAND COUNTY

Westmoreland County Children's Bureau
40 N. Pennsylvania Avenue, Suite 310
Greensburg, PA 15601-2405
(724) 830-3300

WYOMING COUNTY

Wyoming County Human Services
P.O. Box 29
Tunkhannock, PA 18657
(570) 836-3131

YORK COUNTY

York County Children and Youth Services
100 West Market Street, Suite 402
York, PA 17401
(717) 846-8496

SWAN ADOPTION AGENCY AFFILIATES

A Second Chance, Inc.
8350 Frankstown Avenue
Pittsburgh, PA 15221
(412) 342-0600

Adelphoi Village
105 West Fourth Street
Greensburg, PA 15601
(724) 838-9074

Adoption Connection of Pennsylvania
1410 Third Avenue
New Brighton, PA 15066
(724) 843-8600

Arrow Child & Family Ministries
15 South Montgomery Street
Hollidaysburg, PA 16648
(814) 317-1614

Association of Puerto Ricans on the March
445-447 West Luray Street
Philadelphia, PA 19140
(215) 329-9580



Best Nest

1709 Washington Avenue
Philadelphia, PA 19146
(215) 546-8060

Bethanna

1030 Second Street Pike
Southampton, PA 18966
(215) 355-6500

Bethany Christian Services

7287 Old York Road
Elkins Park, PA 19027
(215) 635-4241

Bethany Christian Services of Central Pennsylvania

1689 Crown Avenue, Suite 1
Lancaster, PA 17601
(717) 399-3213

Bethany Christian Services of Western Pennsylvania

10521 Perry Highway, Suite 200
Wexford, PA 15090
(724) 940-2900

Carson Valley Children's Aid

1314 DeKalb Street
Norristown, PA 19401
(610) 279-2755

Catholic Charities Diocese of Allentown

530 Union Boulevard
Allentown, PA 18109
(610) 435-1541

Catholic Charities Diocese of Erie

329 West Tenth Street
Erie, PA 16502
(814) 456-2091

Catholic Charities Diocese of Greensburg

711 East Pittsburgh Street
Greensburg, PA 15601-2993
(724) 837-1840

Catholic Charities Diocese of Harrisburg

806 South 29th Street
Harrisburg, PA 17111
(717) 564-7115

Catholic Charities Diocese of Pittsburgh

212 Ninth Street
Pittsburgh, PA 15222
(412) 456-6999

Catholic Social Services Diocese of Scranton

214 West Walnut Street
Hazelton, PA 18201
(800) 465-0578

Catholic Social Services of Philadelphia

222 North 17th Street, 4th Floor
Philadelphia, PA 19103-1295
(215) 587-3870

Child to Family Connections, Inc.

13388 Dunham Road
Meadville, PA 16335
(814) 336-3007

Children's Aid Home Program Somerset County

1476 North Center Avenue
P.O. Box 1195
Somerset, PA 15501
(814) 443-1637

Children's Aid Society of Clearfield County

1008 South Second Street
Clearfield, PA 16830
(814) 765-2686 or (814) 235-1941

Children's Aid Society of Franklin County

255 Miller Street
Chambersburg, PA 17201
(717) 263-4159

Children's Aid Society of Mercer County

350 West Market Street
P.O. Box 167
Mercer, PA 16137
(724) 662-4730

Children's Choice

International Plaza Two
3513 Spring Garden Street, Suite 325
Philadelphia, PA 19113
(610) 521-6270

Children's Home of Reading Youth and Family Service, Inc.

1010 Centre Avenue
Reading, PA 19601-1498
(610) 478-8266

Children's Home of York

77 Shoe House Road
York, PA 17406-8052
(717) 755-1033

Children's Service Center of Wyoming

335 South Franklin Street
Wilkes-Barre, PA 18702
(570) 825-6425

Children's Services Inc.

1315 Walnut Street, 2nd Floor
Philadelphia, PA 19107
(215) 546-3503

COBYS Family Services

1417 Oregon Road
Leola, PA 17540
(717) 656-6580

Common Sense Adoption Services

49 West Main Street
Mechanicsburg, PA 17055
(717) 766-6449

Concern

1 West Main street
Fleetwood, PA 19522
(610) 944-0445



Council of Spanish Speaking Org., Inc. - CONCILIO

705-709 North Franklin Street
Philadelphia, PA 19123
(215) 627-3100

Delta Community Supports, Inc.

2210 Mount Carmel Avenue, 1st Floor
Glenside, PA 19038-4619
(215) 887-6300

Diakon Adoption Services of Mechanicsburg

960 Century Drive
Mechanicsburg, PA 17055
(717) 795-0320

Diakon Adoption Services of Tipton

One South Home Avenue
Tipton, PA, 19562
(610) 682-1504

Diakon Adoption Services of York

836 South George Street
York, PA 17403
(717) 845-9113

Eckels Adoption Agency

994 Vallamont Drive
Williamsport, PA 17701
(570) 323-2520

Episcopal Community Services

225 South Third Street
Philadelphia, PA 19106-3910
(215) 351-1400

Every Child, Inc.

East Liberty Station, Suite 300
6401 Penn Avenue
Pittsburgh, PA 15206
(412) 665-0600

Families Caring for Children

96 Front Street
Nanticoke, PA 18634
(800) 304-9779

Families United Network

Donegal Professional Center
412 South Angle Street
Mount Joy, PA 17552
(717) 492-9338

Family Care for Children & Youth, Inc.

25 Bedford Boulevard
Milton, PA 17847
(570) 522-9790

Family Care Services, Inc.

4385 Edenville Road
Chambersburg, PA 17202
(717) 263-2285

Family Hope Connection-Jewish Family Services

5743 Bartlett Street
Pittsburgh, PA 15217
(412) 422-7200

Family Pathways

100 Brugh Ave
Butler, PA 16001
(724) 284-9440

Family Services of Northwestern Pennsylvania

5100 Peach Street
Erie, PA 16509
(814) 866-4500

Friends Association

206 North Church Street
West Chester, PA 19381
(610) 431-3598

Friendship House

152 East High Street, Suite 440
Pottstown, PA 19464
(610) 327-2200

Institute for Human Resources & Services

Pierce Office Center
250 Pierce Street, Suite 301
Kingston, PA 18704
(570) 288-9386

Jewish Family Services

3333 North Front Street
Harrisburg, PA 17110
(717) 233-1681

Jewish Family Services of Greater Philadelphia

1501 North Broad Street
Suite 14
Philadelphia, PA 19122
(267) 256-2247

Juvenile Justice Center of Philadelphia

100 West Coulter Street
Philadelphia, PA 19144
(215) 849-2112

KidsPeace

3 Wesner Lane, Suite 100
Danville, PA 17821
(570) 271-0590 or (800) 876-0590

Loftus-Vergari

65 North Washington Street
Wilkes-Barre, PA 18701
(570) 822-9706

Lutheran Children & Family Services-East Pennsylvania

1256 Easton Road
Roslyn, PA 19001
(215) 881-6800

Lutheran Service Society of Western Pennsylvania

1011 Old Salem Road, Suite 107
Greensburg, PA 15601
(724) 837-9385

Methodist Family Services of Philadelphia

4300 Monument Road
Philadelphia, PA 19131
(215) 877-1925



New Foundations, Inc.

7210 Rising Sun Avenue
Suite A
Philadelphia, PA 19111
(215) 203-8733

North Penn Comprehensive Health Services/Laurel Youth Services

22 Walnut Street
Wellsboro, PA 16901
(570) 723-0500

Northeast Treatment Centers

499 North Fifth Street
Philadelphia, PA 19123
(215) 451-7000

Northern Home for Children

5301 Ridge Avenue
Philadelphia, PA 19128
(215) 482-1423

Northwestern Human Services

1301 Allegheny Street, Suite 101
Hollidaysburg, PA 16648
(814) 934-8496

Open Door International

645 Penn Street, Suite 501
Reading, PA 19601
(610) 372-2200

Pinebrook Services

402 North Fulton Street
Allentown, PA 18102
(610) 432-3919

Presbyterian Children's Village

6517 Chester Avenue
West Philadelphia, PA 19142
(215) 730-2273

Pressley Ridge

2611 Stayton Street
Pittsburgh, PA 15212
(412) 442-2080

Pressley Ridge of Central PA/Family Services of Lancaster

630 Janet Avenue
Lancaster, PA 17601
(717) 397-5241

Professional Family Care Services

937 Menoher Boulevard
Johnstown, PA 15905
(814) 255-9559

Progressive Live Center

1415 North Broad Street
Suite 226
Philadelphia, PA 19122
(267) 238-1480

Project STAR

The Children's Institute
1405 Shady Avenue
Pittsburgh, PA 15217
(412) 244-3066

REJOICE!, Inc.

1820 Linglestown Road
Harrisburg, PA 17110
(717) 221-0722

St. Joseph's Center

2010 Adams Avenue
Scranton, PA 18509
(570) 963-1261

Tabor Children's Services

57 East Armat Street
Philadelphia, PA 19144
(215) 842-4800

The Bair Foundation

3755 Library Road
Pittsburgh, PA 15234
(888) 234-2247 or (412) 735-6921

The Salvation Army

425 Allentown Drive, Suite 1
Allentown, PA 18109
(610) 821-7706

**Three Rivers Adoption Council/
Black Adoption Services**

307 Fourth Avenue, Suite 310
Pittsburgh, PA 15222
(412) 471-8722

Three Rivers American Indian Center

120 Charles Street
Dorseyville, PA 15238
(412) 782-4457

Try Again Homes, Inc.

365 Jefferson Avenue
P.O. Box 1228
Washington, PA 15301
(724) 225-0510 or (800) 245-4453

Welcome House Adoption Program

520 Dublin Road
Perkasie, PA 18944
(215) 249-0100

Wesley Spectrum Services

221 Penn Avenue
Wilkinsburg, PA 15221
(412) 342-2300

Women's Christian Alliance

1722-42 Cecil B. Moore Avenue
Philadelphia, PA 19121-3405
(215) 236-9911



Websites

GOVERNMENT RESOURCES

Commonwealth of Pennsylvania
www.pa.gov

Department of Public Welfare
www.dpw.state.pa.us

DPW Forms and Publications
www.dpw.state.pa.us/findaform/index.htm

Pennsylvania Adoption Exchange
www.adoptpakids.org

Pennsylvania Code Online
www.pacode.com

Pennsylvania General Assembly
www.legis.state.pa.us

U.S. Department of State
<http://travel.state.gov>

CHILDREN AND YOUTH SERVICES

Pennsylvania Children and Youth Administrators
www.pcy.org

Pennsylvania State Resource Family Association
www.psrfa.org

CHILD WELFARE RESOURCES

American Humane Association
www.americanhumane.org

Center for Schools and Communities
www.center-school.org

Child Welfare League of America
www.cwla.org

Pennsylvania Chapter, American Academy of Pediatrics
www.paaap.org



PARENTING AND FAMILY RESOURCES

Pennsylvania Family Support Alliance
www.pa-fsa.org

Connect for Kids
www.connectforkids.com.au/index.asp

Families Thru International Adoption
www.ftia.org

Parent to Parent
www.parenttoparent.org

The National Fatherhood Initiative
www.fatherhood.org

The Juvenile Law Center
www.jlc.org

Wide Smiles
www.widesmiles2.org

ADOPTION RESOURCES

Adopt Us Kids
www.adoptuskids.org

Adoption.com
www.adoption.com

Adoption Knowledge Affiliates
www.adoptionknowledge.org

American Academy of Adoption Attorneys
www.adoptionattorneys.org

Child Welfare Information Gateway
www.childwelfare.gov

Congressional Coalition on Adoption Institute
www.ccainstitute.org

Dave Thomas Foundation
www.davethomasfoundation.org

Diakon Lutheran Social Ministries
www.diakon-swan.org

Joint Council on International Children's Services
www.jointcouncil.org

National Adoption Center
www.adopt.org

North American Council on Adoptable Children
www.nacac.org

Spaulding for Children
www.spaulding.org

Three Rivers Adoption Council
www.3riversadopt.org

Together as Adoptive Parents
www.taplink.org



pennsylvania
DEPARTMENT OF PUBLIC WELFARE